



SPA RACING FESTIVAL

BELCAR ENDURANCE CHAMPIONSHIP

Results Booklet





BELCAR ENDURANCE CHAMPIONSHIP

SPA RACING FESTIVAL

FREE PRACTICE 1

Classification


Nr. Drivers	Team	Car	Cl	Time	Lap Total	Gap	Kph
1 1 D. HOUTHOOFD / F. BOUILLON / K. COOLS	Aqua Protect Racing Team	Norma M20 FC	2	2:22.493	8 10	- -	177.0
2 9 F. KIRMANN / D. KIRMANN	Krafft Racing	Norma M20 FC	2	2:24.650	3 6	+2.157 +2.157	174.3
3 8 X. STEVENS / K. WAUTERS / K. WAUTERS	Independent Motorsports	Porsche 991	1	2:27.752	7 10	+5.259 +3.102	170.7
4 99 D. DERDAELE / N. SAELENS	Belgium Racing	Porsche 991	1	2:28.646	5 7	+6.153 +0.894	169.6
5 14 G. OLIVA / J. Abbott	Autosport Sorrento	Ligier JS53 Evo2	2	2:29.304	7 7	+6.811 +0.658	168.9
6 24 T. BOONEN / B. LONGIN	PK Carsport	Porsche 991	1	2:29.790	6 9	+7.297 +0.486	168.3
7 21 S. VANBELLINGEN / W. WIJZES	Comporex Racing by EMG Motorsport	Porsche 991	1	2:32.210	7 7	+9.717 +2.420	165.7
8 98 M. BORTOLAMI / D. CRISTINI	Krafft Racing	Norma M20 FC	2	2:32.717	4 6	+10.224 +0.507	165.1
9 111 J. VERHOEVEN / J. VERHOEVEN	Speedlover	Porsche 991	1	2:34.196	7 8	+11.703 +1.479	163.5
10 7 T. VAN ROMPUY / E. QVICK	VR Racing Qvick Motors	BMW M2 MARC V8	1	2:35.924	7 8	+13.431 +1.728	161.7
11 68 M. Fenzl / C. Fenzl / S. BRINTZINGER	T2 Racing	Lieger Js53 Evo 2		2:38.354	5 9	+15.861 +2.430	159.2
12 30 N. VAN DIERENDONCK / J. YANNERUM / F. TEUNIKENS	Selleslagh Racing Team	AMG Mercedes GT4	3	2:38.683	5 6	+16.190 +0.329	158.9
13 62 B. SEMOULIN / F. SEMOULIN	Semespeed	Lamborghini Supertrofeo Evo		2:38.969	6 8	+16.476 +0.286	158.6
14 111 L. DE COCK / T. JOOSEN / T. PIESSENS	Deldiche Racing by JDC Events	Norma M20 FC	2	2:39.463	2 2	+16.970 +0.494	158.1
15 31 W. SPINOY / W. SLUYS	Selleslagh Racing Team	AMG Mercedes GT4	3	2:40.578	4 6	+18.085 +1.115	157.0
16 191 T. HEEZEN / J. MENTEN	PG Motorsport	Porsche 991	1	2:41.751	5 7	+19.258 +1.173	155.9
17 44 M. PAMPEL / M. DOUBEK	Belgium Driver Academy vzw	Wolf GB08	2	2:45.167	7 8	+22.674 +3.416	152.7
18 991 F. BOUVY / S. TOURNEUR / D. COENS	No Speed Limitt	Porsche 991	1	2:50.538	4 7	+28.045 +5.371	147.9
19 254 J. DE BREUCKER / Y. HOOGAARS / K. HEYER	QSR Racing School	AMG Mercedes GT4	3	2:56.466	2 3	+33.973 +5.928	142.9
20 39 R. VAN ASCH / W. VERWIMP / J. VERMEULEN	R&J Racing	BMW M3	4	2:56.767	5 5	+34.274 +0.301	142.6
21 157 D. VAN DOSSELBAER / K. VAN DOSSELBAER / G. HOUTHOOFD / G. DIERCKX	G&R Motorsport	BMW M3 E46	4	2:57.623	3 4	+35.130 +0.856	142.0
22 5 J. MORROW / C. WAUTERS / R. VAN BELLE / E. WOUTERS	ORACLE TSL	Radical RS5	2	3:06.194	3 4	+43.701 +8.571	135.4
23 57 J. UYLENBROECK / L. JANSSENS / J. DE BREUCKER	QSR Racing School	BMW 325i	5	3:09.792	4 7	+47.299 +3.598	132.9
24 94 R. GILLION / J. MAURO	QSR Racing School	Porsche 991	1	3:21.361	3 5	+58.868 +11.569	125.2
25 2 F. THIERS / H. THIERS / J. VAN HOOYDONK / G. MAGNUS	Russel Racing by DVB Racing	Norma M20 FC	2	6:36.342	4 5	-4:13.849; 14.981	63.6
26 11 S. LONGIN / J. HUYGENS / M. BATTRYN	PG Motorsport	Porsche Cayman GT4	3	21:46.558	4 419:24.065; 10.216		19.3
27 3 G. VERHEYEN / C. MATTHEUS / P. DECURTINS	Speedlover	Porsche 991	1				
28 12 W. MELJER / K. BULTYNCK / L. BRANCKAERTS	VGL Racing	Saker RAPX	3				
29 16 D. VANMOL	Vanmol Denis	Ginetta G55					
30 17 k. QVICK / S. TAVERNIER / F. SELS	De Verdelger	BMW 123D			1		
31 42 A. CASCATAU / N. DE KERPEL / J. HESELS	BMW Team Der Horst	BMW 325i					
32 64 K. DE WIT	KDW Racing	BMW M4 GT4	3				
33 69 N. HERMANS / C. BAETEN / O. HERTSENS	AR Performance	BMW E90 325i	5				
34 70 J. LAMMENS / D. SUFFEELERS / K. HEIRMAN	AR Performance	BMW E90 325i	5				
35 77 P. ENGELEN	Domec Racing	Radical RXC	1				
36 123 M. ROSKAM / D. VAN DE VELDE / T. DE MUL	RBC Race Team	Saker RAPX	3				
37 300 R. VAN DE WATER / E. BEYERS / N. VANGEL / P. DECKERS	VDW Motorsport	BMW Z3 M	4				
38 369 N. GREENSALL / G. TURKMEN	Greensall Motorsport	KTM	1				

Fastest Lap | Lap 8 | David HOUTHOOFD | **2:22.493** | 177.0 Kph

Published at:

Track Status: **DRY**

Race Director	Stewards	Timekeeper: Xavi Lozano JOB-0057-CAT
----------------------	-----------------	---




BELCAR ENDURANCE CHAMPIONSHIP

SPA RACING FESTIVAL

FREE PRACTICE 1

Best Sector Times

SECTOR 1			SECTOR 2			SECTOR 3			Pos	Team	Cl	Ideal Lap	Best Lap
Pos	Driver	Time	Driver	Time	Driver	Time	Pos	Time					
1	99 D.DERDAELE	41.227	1 D.HOUTHOOFD	1:02.138	111 T.JOOSSEN	38.149	1	1 Aqua Protect Racing Team	2	2:22.138	2:22.493	(1)	
2	8 K.WAUTERS	41.371	9 F.KIRMANN	1:03.758	1 D.HOUTHOOFD	38.152	2	9 Krafft Racing	2	2:24.650	2:24.650	(2)	
3	1 D.HOUTHOOFD	41.848	14 G.OLIVA	1:06.326	8 K.WAUTERS	38.184	3	8 Independent Motorsports	1	2:26.494	2:27.752	(3)	
4	24 T.BOONEN	42.106	98 M.BORTOLAMI	1:06.688	9 F.KIRMANN	38.453	4	99 Belgium Racing	1	2:28.646	2:28.646	(4)	
5	111 T.JOOSSEN	42.157	8 K.WAUTERS	1:06.939	99 D.DERDAELE	38.703	5	14 Autosport Sorrento	2	2:29.131	2:29.304	(5)	
6	62 B.SEMOULIN	42.280	2 F.THIERS	1:08.471	2 F.THIERS	39.113	6	98 Krafft Racing	2	2:29.349	2:32.717	(8)	
7	9 F.KIRMANN	42.439	24 T.BOONEN	1:08.482	24 T.BOONEN	39.202	7	24 PK Carsport	1	2:29.790	2:29.790	(6)	
8	21 W.WIJTZES	42.646	99 D.DERDAELE	1:08.716	21 W.WIJTZES	39.507	8	2 Russel Racing by DVB Racing	2	2:30.358	6:36.342	(25)	
9	2 F.THIERS	42.774	21 W.WIJTZES	1:10.057	62 B.SEMOULIN	39.556	9	21 Comporex Racing by EMG Motorsport	1	2:32.210	2:32.210	(7)	
10	98 M.BORTOLAMI	43.095	62 B.SEMOULIN	1:10.684	98 M.BORTOLAMI	39.566	10	62 Semespeed		2:32.520	2:38.969	(13)	
11	14 G.OLIVA	43.156	68 M.Fenzl	1:11.011	911 J.VERHOEVEN	39.573	11	111 Deldiche Racing by JDC Events	2	2:32.899	2:39.463	(14)	
12	7 T.VAN ROMPUY	43.494	911 J.VERHOEVEN	1:11.098	14 G.OLIVA	39.649	12	911 Speedlover	1	2:34.196	2:34.196	(9)	
13	911 J.VERHOEVEN	43.525	7 T.VAN ROMPUY	1:11.621	68 M.Fenzl	40.552	13	7 VR Racing Qvick Motors	1	2:35.919	2:35.924	(10)	
14	191 T.HEEZEN	44.494	30 N.VAN DIERENDONCK	1:11.851	7 T.VAN ROMPUY	40.804	14	68 T2 Racing		2:36.574	2:38.354	(11)	
15	991 F.BOUVY	44.935	31 W.SPINOY	1:11.935	30 N.VAN DIERENDONCK	41.308	15	30 Selleslagh Racing Team	3	2:38.144	2:38.683	(12)	
16	30 N.VAN DIERENDONCK	44.985	111 T.JOOSSEN	1:12.593	31 W.SPINOY	41.985	16	31 Selleslagh Racing Team	3	2:39.071	2:40.578	(15)	
17	68 M.Fenzl	45.011	11 S.LONGIN	1:13.298	11 S.LONGIN	42.068	17	11 PG Motorsport	3	2:40.546	1:46.558	(26)	
18	31 W.SPINOY	45.151	44 M.PAMPEL	1:14.495	191 T.HEEZEN	42.190	18	191 PG Motorsport	1	2:41.751	2:41.751	(16)	
19	11 S.LONGIN	45.180	191 T.HEEZEN	1:15.067	44 M.PAMPEL	43.225	19	991 No Speed Limit	1	2:44.910	2:50.538	(18)	
20	44 M.PAMPEL	47.313	991 D.COENS	1:16.535	991 F.BOUVY	43.440	20	44 Belgium Driver Academy vzw	2	2:45.033	2:45.167	(17)	
21	157 D.VAN DOSSELAER	49.253	39 R.VAN ASCH	1:19.055	254 J.DE BREUCKER	44.089	21	254 QSR Racing School	3	2:56.003	2:56.466	(19)	
22	254 J.DE BREUCKER	50.986	157 D.VAN DOSSELAER	1:20.761	39 R.VAN ASCH	46.303	22	39 R&J Racing	4	2:56.671	2:56.767	(20)	
23	39 R.VAN ASCH	51.313	254 J.DE BREUCKER	1:20.928	157 D.VAN DOSSELAER	46.902	23	157 G&R Motorsport	4	2:56.916	2:57.623	(21)	
24	94 J.MAURO	51.822	57 L.JANSSENS	1:21.881	94 J.MAURO	49.161	24	5 ORACLE TSL	2	3:05.398	3:06.194	(22)	
25	5 J.MORROW	51.937	5 J.MORROW	1:24.092	5 J.MORROW	49.369	25	57 QSR Racing School	5	3:06.701	3:09.792	(23)	
26	57 L.JANSSENS	54.450	94 J.MAURO	1:28.673	57 L.JANSSENS	50.370	26	94 QSR Racing School	1	3:09.656	3:21.361	(24)	




BELCAR ENDURANCE CHAMPIONSHIP

SPA RACING FESTIVAL

FREE PRACTICE 1

Best Top Speeds

Team	Car	Class	Top Speed Driver	Top 1		Top 2		Top 3		Top 4		Top 5		
				Kph	Lap	Kph	Lap	Kph	Lap	Kph	Lap	Kph	Lap	Avg
99 Belgium Racing	Porsche 991	1	D. DERDAELE	261.5	5	251.2	4	246.0	2	244.3	3	217.3	1	244,1
8 Independent Motorsports	Porsche 991	1	K. WAUTERS	260.9	9	258.4	6	258.4	8	257.1	7	245.5	5	256,1
24 PK Carsport	Porsche 991	1	T. BOONEN	258.4	6	255.3	5	252.9	4	242.2	9	240.0	7	249,8
21 Comporex Racing by EMG Motorsport	Porsche 991	1	W. WIJTZES	255.3	7	249.4	6	233.8	5	216.0	4	186.9	3	228,3
62 Semespeed	Lamborghini Supertrofeo Evo		B. SEMOULIN	254.1	7	241.6	6	218.6	4	208.9	5	163.6	2	217,4
2 Russel Racing by DVB Racing	Norma M20 FC	2	F. THIERS	243.2	2	229.3	4	194.6	5	193.2	3	171.2	1	206,3
30 Selleslagh Racing Team	AMG Mercedes GT4	3	N. VAN DIERENDONCK	240.5	6	236.8	5	232.8	4	220.0	2	206.5	3	227,3
7 VR Racing Qvick Motors	BMW M2 MARC V8	1	T. VAN	240.0	8	231.8	6	223.6	7	202.6	4	202.2	5	220,0
11 PG Motorsport	Porsche Cayman GT4	3	S. LONGIN	238.4	4	226.9	2	200.4	3	170.6	1			209,1
31 Selleslagh Racing Team	AMG Mercedes GT4	3	W. SPINOY	238.4	5	232.8	4	230.3	3	183.1	6	178.5	2	212,6
98 Krafft Racing	Norma M20 FC	2	M. BORTOLAMI	236.3	3	236.3	6	235.3	4	234.3	2	221.3	5	232,7
1 Aqua Protect Racing Team	Norma M20 FC	2	D. HOUTHOOFD	235.8	10	235.8	9	232.8	8	232.3	7	231.3	6	233,6
111 Deldiche Racing by JDC Events	Norma M20 FC	2	T. JOOSEN	232.8	2	179.1	1							206,0
9 Krafft Racing	Norma M20 FC	2	F. KIRMANN	232.3	3	228.8	2	228.8	6	226.9	4	213.0	5	226,0
14 Autosport Sorrento	Ligier JS53 Evo2	2	G. OLIVA	231.8	6	231.8	7	231.3	5	219.1	4	213.9	2	225,6
68 T2 Racing	Lieger Js53 Evo 2		M. Fenzl	226.4	5	206.5	6	203.4	2	188.5	9	188.2	8	202,6
911 Speedlover	Porsche 991	1	J. VERHOEVEN	223.6	7	222.7	6	216.0	5	216.0	8	206.9	4	217,0
191 PG Motorsport	Porsche 991	1	T. HEEZEN	220.9	5	220.4	6	214.3	4	206.5	7	203.8	3	213,2
991 No Speed Limit	Porsche 991	1	D. COENS	220.9	5	218.6	4	193.2	7	191.8	2	183.4	6	201,6
254 QSR Racing School	AMG Mercedes GT4	3	J. DE	210.9	3	173.4	2	170.1	1					184,8
39 R&J Racing	BMW M3	4	R. VAN ASCH	205.7	3	205.3	4	204.5	5	189.5	2	118.7	1	184,7
44 Belgium Driver Academy vzw	Wolf GB08	2	M. PAMPEL	195.7	6	193.5	7	184.6	5	170.1	8	149.4	1	178,7
57 QSR Racing School	BMW 325i	5	L. JANSSENS	186.2	5	184.6	4	170.1	2	165.9	6	154.9	1	172,3
5 ORACLE TSL	Radical RS5	2	J. MORROW	182.7	4	172.5	1	159.5	3	156.5	2			167,8
157 G&R Motorsport	BMW M3 E46	4	D. VAN PUYCEL AED	176.8	4	173.1	3	157.0	2	145.7	1			163,2
94 QSR Racing School	Porsche 991	1	J. MAURO	167.4	5	160.0	4	155.6	3	147.1	2	111.0	1	148,2
17 De Verdelger	BMW 123D		k. QVICK	117.9	1									117,9
3 Speedlover	Porsche 991	1												
12 VGL Racing	Saker RAPX	3												
64 KDW Racing	BMW M4 GT4	3												
69 AR Performance	BMW E90 325i	5												
70 AR Performance	BMW E90 325i	5												
77 Domec Racing	Radical RXC	1												
123 RBC Race Team	Saker RAPX	3												
300 VDW Motorsport	BMW Z3 M	4												
369 Greensall Motorsport	KTM	1												
16 Vanmol Denis	Ginetta G55													
42 BMW Team Der Horst	BMW 325i													




BELCAR ENDURANCE CHAMPIONSHIP

SPA RACING FESTIVAL

FREE PRACTICE 1

Fastest Lap Sequence

Practice Time	Team	Car	Class	Driver	Time	Kph
5:06.571	111 Deldiche Racing by JDC Events	Norma M20 FC	2	Tim JOOSEN	2:39.463	158.1 2
21:05.298	1 Aqua Protect Racing Team	Norma M20 FC	2	David HOUTHOOFD	2:26.472	172.1 5
23:29.824	1 Aqua Protect Racing Team	Norma M20 FC	2	David HOUTHOOFD	2:24.526	174.5 6
28:18.747	1 Aqua Protect Racing Team	Norma M20 FC	2	David HOUTHOOFD	2:22.493	177.0 8




BELCAR ENDURANCE CHAMPIONSHIP

SPA RACING FESTIVAL

FREE PRACTICE 1

Sector Analysis

								■ Personal Best ■ Session Best ■ Crossing the finish line in pit lane									
Lap	D	Time	Sector 1	Sector 2	Sector 3	T. Spd	Elapsed	Lap	D	Time	Sector 1	Sector 2	Sector 3	T. Spd	Elapsed		
1	Aqua Protect Racing Team Norma M20 FC 2							3	1	2:24.650	42.439	1:03.758	38.453	232.3	24:42.411		
	1. David HOUTHOOFD 3. Kris COOLS							4	1	2:27.738	45.199	1:04.036	38.503	226.9	27:10.149		
	2. François BOUILLON							5	1	4:58.005	3:00.878	1:14.196	42.931	213.0	32:08.154		
	1	1	2:33.598	41.456	1:10.271	41.871	221.8	2:33.598	6	1	2:55.243 B	45.556	1:12.040	57.647	228.8	35:03.397	
	2	1	2:41.321	44.974	1:14.851	41.496	226.9	5:14.919									
	3	1	3:19.308 B	44.399	1:16.747	1:18.162	226.9	8:34.227									
	4	1	10:04.599	8:15.482	1:09.047	40.070	217.3	18:38.826									
	5	1	2:26.472	42.787	1:04.879	38.806	229.8	21:05.298									
	6	1	2:24.526	42.542	1:03.409	38.575	231.3	23:29.824									
	7	1	2:26.430	42.387	1:04.941	39.102	232.3	25:56.254									
	8	1	2:22.493	42.201	1:02.138	38.154	232.8	28:18.747									
2	Russel Racing by DVB Racing Norma M20 FC 2																
	1. Frank THIERS 3. Jeffrey VAN HOOYDONK																
	2. Hans THIERS 4. Gilles MAGNUS																
	1	1	5:46.452	3:44.227	1:20.817	41.408	171.2	5:46.452									
	2	1	3:12.790 B	42.774	1:25.114	1:04.902	243.2	8:59.242									
	3	1	9:41.810	7:52.091	1:10.606	39.113	193.2	18:41.052									
5	ORACLE TSL Radical RS5 2																
	1. Jamie MORROW 3. Raf VAN BELLE																
	2. Cédric WAUTERS 4. Eric WOUTERS																
	1	1	7:49.706 B	5:01.257	1:34.358	1:14.091	172.5	7:49.706									
	2	1	13:01.853	...	1:24.376	49.369	156.5	20:51.559									
7	VR Racing Qvick Motors BMW M2 MARC V8 1																
	1. Tom VAN ROMPUY																
	2. Erik QVICK																
	1	1	3:51.891	1:16.989	1:40.472	54.430	131.5	3:51.891									
8	Independent Motorsports Porsche 991 1																
	1. Xavier STEVENS 3. Koen WAUTERS																
	2. Kris WAUTERS																
	1	2	3:03.509	49.293	1:26.938	47.278	132.4	3:03.509									
	2	2	2:50.031	46.903	1:19.269	43.859	181.2	5:53.540									
	3	2	3:07.543 B	44.160	1:21.374	1:02.009	231.8	9:01.083									
	4	2	9:50.204	7:56.068	1:13.801	40.335	194.9	18:51.287									
	5	2	2:31.845	43.458	1:09.221	39.166	245.5	21:23.132									
	6	2	2:31.513	41.509	1:07.930	42.074	258.4	23:54.645									
	7	2	2:27.752	41.796	1:07.684	38.272	257.1	26:22.397									
9	Krafft Racing Norma M20 FC 2																
	1. François KIRMANN																
	2. Daniel KIRMANN																
	1	1	19:46.094	...	1:07.897	42.546	175.0	19:46.094									
	2	1	2:31.667	43.536	1:09.181	38.950	228.8	22:17.761									
	11	PG Motorsport Porsche Cayman GT4 3							3	1	2:24.650	42.439	1:03.758	38.453	232.3	24:42.411	
		1. Stienes LONGIN 3. Marnik BATTRYN							4	1	2:27.738	45.199	1:04.036	38.503	226.9	27:10.149	
		2. Johan HUYGENS							5	1	4:58.005	3:00.878	1:14.196	42.931	213.0	32:08.154	
		1	1	5:30.123	3:17.923	1:25.895	46.305	170.6	5:30.123	6	1	2:55.243 B	45.556	1:12.040	57.647	228.8	35:03.397
		2	1	3:12.945 B	46.189	1:24.991	1:01.765	226.9	8:43.068								
3		1	10:04.694	8:06.638	1:15.988	42.068	200.4	18:47.762									
4		1	21:46.558	45.180	1:13.298	...	238.4	40:34.320									
14		Autosport Sorrento Ligier JS53 Evo2 2															
		1. Gaetano OLIVA															
		2. James Abbott															
		1	1	4:28.769	1:28.052	2:04.293	56.424	167.4	4:28.769								
	2	1	3:24.830 B	48.569	1:19.998	1:16.263	213.9	7:53.599									
	3	1	12:01.592	9:32.704	1:36.277	52.611	149.0	19:55.191									
	4	1	2:43.522	47.231	1:14.727	41.564	219.1	22:38.713									
17	De Verdeler BMW 123D 2																
	1. kenci QVICK 3. Frederik SELS																
	2. Stefaan TAVERNIER																
	1	1	3:58.777 B	1:04.931	1:37.826	1:16.020	117.9	3:58.777									
	21	Comparex Racing by EMG Motorspc Porsche 991 1															
		1. Steve VANBELLINGEN															
		2. Wiebe WIJZES															
1		2	5:56.572	3:28.563	1:37.697	50.312	160.0	5:56.572									
2		2	3:17.779 B	46.388	1:31.304	1:00.087	180.0	9:14.351									
3		2	11:58.680	9:59.340	1:17.555	41.785	186.9	21:13.031									
4		2	2:42.564	46.339	1:12.291	43.934	216.0	23:55.595									
24	PK Carsport Porsche 991 1																
	1. Tom BOONEN																
	2. Bert LONGIN																
	1	1	5:55.912	3:48.849	1:23.748	43.315	154.7	5:55.912									
	2	1	3:08.389 B	44.182	1:22.189	1:02.018	227.4	9:04.301									
	3	1	9:41.377	7:46.066	1:14.172	41.139	191.8	18:45.678									
	4	1	2:31.570	42.671	1:09.496	39.403	252.9	21:17.248									
30	Selleslagh Racing Team AMG Mercedes GT4 3																
	1. Nicolas VAN DIERENDONK 3. Filip TEUNKENS																
	2. Johan VANNERUM																
	1	1	18:46.751	...	1:22.846	45.843	184.9	18:46.751									
	2	1	3:05.058 B	48.818	1:17.971	58.269	220.0	21:51.809									
	3	1	4:50.141	2:48.948	1:17.622	43.571	206.5	26:41.950									
	4	1	2:41.679	45.857	1:13.820	42.002	232.8	29:23.629									



BELCAR ENDURANCE CHAMPIONSHIP


SPA RACING FESTIVAL

FREE PRACTICE 1

Sector Analysis

■ Personal Best ■ Session Best B Crossing the finish line in pit lane

Lap	D	Time	Sector 1	Sector 2	Sector 3	T. Spd	Elapsed	Lap	D	Time	Sector 1	Sector 2	Sector 3	T. Spd	Elapsed	
31	Selleslagh Racing Team AMG Mercedes GT4 1. Wim SPINOY 2. Ward SLUYS							3	6	1	2:39.172	45.622	1:11.956	41.594	206.5	24:16.668
1	1	7:34.772 B	5:02.360	1:25.952	1:06.460	150.0	7:34.772	7	1	5:12.594	3:00.472	1:23.962	48.160	182.7	29:29.262	
2	1	11:22.251	9:16.087	1:18.368	47.796	178.5	18:57.023	8	1	2:59.642	50.641	1:21.304	47.697	188.2	32:28.904	
3	1	2:42.983	45.443	1:14.489	43.051	230.3	21:40.006	9	1	3:22.232 B	49.188	1:20.501	1:12.543	188.5	35:51.136	
4	1	2:40.578	45.684	1:12.909	41.985	232.8	24:20.584									
5	1	2:48.374 B	45.151	1:11.935	51.288	238.4	27:08.958									
6	1	5:29.265	3:23.789	1:21.929	43.547	183.1	32:38.223									
39	R&J Racing BMW M3 1. Roland VAN ASCH 2. Wim VERWIMP							4	94	QSR Racing School Porsche 991 1. Rodrigue GILLION 2. John MAURO						
1	1	19:23.451	...	1:33.334	54.697	118.7	19:23.451	1	2	10:43.282 B	7:11.674	2:01.910	1:29.698	111.0	10:43.282	
2	1	3:08.291	53.755	1:23.374	51.162	189.5	22:31.742	2	2	12:15.604	9:47.052	1:33.034	55.518	147.1	22:58.886	
3	1	3:00.104	52.389	1:20.061	47.654	205.7	25:31.846	3	2	3:21.361	57.820	1:28.673	54.868	155.6	26:20.247	
4	1	2:57.205	51.313	1:19.563	46.329	205.3	28:29.051	4	2	6:26.831	4:07.600	1:30.070	49.161	160.0	32:47.078	
5	1	2:56.767	51.409	1:19.055	46.303	204.5	31:25.818	5	2	3:48.613 B	51.822	1:41.517	1:15.274	167.4	36:35.691	
44	Belgium Driver Academy vzw Wolf GB08 1. Maxim PAMPEL 2. Martin DOUBEK							2	98	Krafft Racing Norma M20 FC 1. Max BORTOLAMI 2. David CRISTINI						
1	1	4:47.503	2:15.667	1:42.048	49.788	149.4	4:47.503	1	1	20:12.824	...	1:15.752	41.043	153.2	20:12.824	
2	1	3:39.264 B	52.959	1:32.174	1:14.131	142.7	8:26.767	2	1	2:34.824	43.700	1:08.197	42.927	234.3	22:47.648	
3	1	11:30.944	9:00.895	1:37.184	52.865	125.6	19:57.711	3	1	2:34.818	43.524	1:09.870	41.424	236.3	25:22.466	
4	1	3:04.610	51.408	1:23.655	49.547	147.5	23:02.321	4	1	2:32.717	43.095	1:09.095	40.527	235.3	27:55.183	
5	1	2:54.189	52.560	1:17.124	44.505	184.6	25:56.510	5	1	4:34.077	2:43.594	1:10.917	39.566	221.3	32:29.260	
6	1	2:49.575	49.339	1:16.405	43.831	195.7	28:46.085	6	1	2:48.575 B	44.090	1:06.688	57.797	236.3	35:17.835	
7	1	2:45.167	47.447	1:14.495	43.225	193.5	31:31.252									
8	1	3:01.663 B	47.313	1:18.661	55.689	170.1	34:32.915									
57	QSR Racing School BMW 325i 1. Joël UYLENBROECK 2. Luc JANSSENS							5	99	Belgium Racing Porsche 991 1. Dylan DERDAELE 2. Nicolas SAELENS						
1	2	5:20.820	2:41.680	1:41.799	57.341	154.9	5:20.820	1	1	19:53.126	...	1:11.642	41.114	217.3	19:53.126	
2	2	3:37.033 B	57.347	1:35.379	1:04.307	170.1	8:57.853	2	1	2:34.985	42.723	1:11.044	41.218	246.0	22:28.111	
3	2	11:34.062	9:15.476	1:27.766	50.820	139.4	20:31.915	3	1	2:29.747	41.839	1:08.748	39.160	244.3	24:57.858	
4	2	3:09.792	55.943	1:23.479	50.370	184.6	23:41.707	4	1	2:28.918	41.387	1:08.744	38.787	251.2	27:26.776	
5	2	3:13.103 B	54.450	1:21.881	56.772	186.2	26:54.810	5	1	2:28.646	41.227	1:08.716	38.703	261.5	29:55.422	
6	2	7:06.386	4:30.877	1:39.925	55.584	165.9	34:01.196	6	1	4:36.681	2:43.873	1:12.922	39.886	206.9	34:32.103	
7	2	4:22.101 B	1:03.780	1:57.133	1:21.188	128.0	38:23.297	7	1	3:58.191 B	48.568	1:46.950	1:22.673	197.4	38:30.294	
62	Semespeed Lamborghini Supertrofeo Evo 1. Benoît SEMOULIN 2. François SEMOULIN							4	111	Deldiche Racing by JDC Events Norma M20 FC 1. Luc DE COCK 2. Tim JOOSEN						
1	1	4:22.976	1:42.266	1:47.338	53.372	140.6	4:22.976	1	2	2:27.108	34.563	1:12.593	39.952	179.1	2:27.108	
2	1	3:36.250 B	55.556	1:31.279	1:09.415	163.6	7:59.226	2	2	2:39.463	43.661	1:17.653	38.149	232.8	5:06.571	
3	1	11:36.280	9:21.839	1:28.533	45.908	149.8	19:35.506									
4	1	2:53.167	47.634	1:18.356	47.177	218.6	22:28.673									
5	1	2:53.835	49.151	1:18.441	46.243	208.9	25:22.508									
6	1	2:38.969	46.575	1:12.838	39.556	241.6	28:01.477									
7	1	2:43.751 B	42.280	1:10.684	50.787	254.1	30:45.228									
8	1	7:36.705 B	4:18.626	1:57.518	1:20.561	129.7	38:21.933									
68	T2 Racing Lieger Js53 Evo 2 1. Mike Fenzl 2. Corina Fenzl							3	157	G&R Motorsport BMW M3 E46 1. Danny VAN DOSSELAER 2. Karlo VAN DOSSELAER 3. Geert HOUTHOOFT 4. Geert DIERCKX						
1	1	3:46.813	1:31.159	1:28.353	47.301	143.0	3:46.813	1	1	27:01.331	...	1:31.127	52.050	145.7	27:01.331	
2	1	2:44.359	50.007	1:13.800	40.552	203.4	6:31.172	2	1	3:06.178	51.908	1:25.724	48.546	157.0	30:07.509	
3	1	4:14.768 B	48.133	1:55.438	1:31.197	149.6	10:45.940	3	1	2:57.623	49.960	1:20.761	46.902	173.1	33:05.132	
4	1	8:13.202	6:11.951	1:17.735	43.516	159.5	18:59.142	4	1	3:34.196 B	49.253	1:30.402	1:14.541	176.8	36:39.328	
5	1	2:38.354	45.011	1:11.011	42.332	226.4	21:37.496									
191	PG Motorsport Porsche 991 1. Thijs HEEZEN 2. Jos MENTEN							1	254	QSR Racing School AMG Mercedes GT4 1. Jimmy DE BREUCKER 2. Yannick HOOGAARS						
1	1	8:24.026 B	5:10.653	1:50.512	1:22.861	93.4	8:24.026	1	1	2:47.769	44.498	1:16.956	46.315	220.4	31:01.157	
2	1	11:25.639	9:04.921	1:30.794	49.924	125.0	19:49.665	7	1	2:56.189 B	46.514	1:15.955	53.720	206.5	33:57.346	
3	1	2:54.722	50.215	1:19.525	44.982	203.8	22:44.387									
4	1	2:47.250	45.083	1:17.190	44.977	214.3	25:31.637									
5	1	2:41.751	44.494	1:15.067	42.190	220.9	28:13.388									
6	1	2:47.769	44.498	1:16.956	46.315	220.4	31:01.157									



BELCAR ENDURANCE CHAMPIONSHIP

SPA RACING FESTIVAL

FREE PRACTICE 1

Sector Analysis

■ Personal Best ■ Session Best B Crossing the finish line in pit lane


Lap	D	Time	Sector 1	Sector 2	Sector 3	T. Spd	Elapsed	Lap	D	Time	Sector 1	Sector 2	Sector 3	T. Spd	Elapsed
1	1	24:37.649	...	1:28.107	49.070	170.1	24:37.649								
2	1	2:56.466	50.986	1:21.391	44.089	173.4	27:34.115								
3	1	9:09.994 B	6:45.266	1:20.928	1:03.800	210.9	36:44.109								

911	Speedlover	Porsche 991
	1. Jean-Pierre VERHOEVEN	1
	2. Jaxon VERHOEVEN	

1	1	3:53.827	1:19.484	1:39.084	55.259	141.4	3:53.827
2	1	2:54.699	50.425	1:21.988	42.286	180.9	6:48.526
3	1	13:02.312	...	1:28.786	50.523	125.3	19:50.838
4	1	2:49.216	50.352	1:16.716	42.148	206.9	22:40.054
5	1	2:43.303	43.946	1:13.584	45.773	216.0	25:23.357
6	1	2:35.675	43.944	1:11.499	40.232	222.7	27:59.032
7	1	2:34.196	43.525	1:11.098	39.573	223.6	30:33.228
8	1	2:50.832 B	44.786	1:14.788	51.258	216.0	33:24.060

991	No Speed Limit	Porsche 991
	1. Fred BOUVY	1
	2. Simon TOURNEUR	

1	1	6:13.513	4:03.698	1:26.375	43.440	181.2	6:13.513
2	1	3:06.861 B	44.935	1:25.555	56.371	191.8	9:20.374
3	3	10:19.067	7:54.890	1:35.922	48.255	131.5	19:39.441
4	3	2:50.538	46.449	1:18.834	45.255	218.6	22:29.979
5	3	2:56.512 B	45.927	1:16.535	54.050	220.9	25:26.491
6	3	9:02.229	7:00.686	1:18.038	43.505	183.4	34:28.720
7	3	3:56.800 B	50.505	1:43.558	1:22.737	193.2	38:25.520



BELCAR ENDURANCE CHAMPIONSHIP

SPA RACING FESTIVAL

FREE PRACTICE 2

Classification

Nr. Drivers	Team	Car	Cl	Time	Lap Total	Gap	Kph
1 11 L. DE COCK / T. JOOSEN / T. PIESSENS	Deldiche Racing by JDC Events	Norma M20 FC	2	2:20.112	5 14	-	180.0
2 2 F. THIERS / H. THIERS / J. VAN HOYDONK / G. MAGNUS	Russel Racing by DVB Racing	Norma M20 FC	2	2:20.115	4 9	+0.003 +0.003	180.0
3 9 F. KIRMANN / D. KIRMANN	Krafft Racing	Norma M20 FC	2	2:20.756	6 17	+0.644 +0.641	179.1
4 98 M. BORTOLAMI / D. CRISTINI	Krafft Racing	Norma M20 FC	2	2:22.807	6 18	+2.695 +2.051	176.6
5 1 D. HOUTHOOFT / F. BOUILLON / K. COOLS	Aqua Protect Racing Team	Norma M20 FC	2	2:23.433	6 15	+3.321 +0.626	175.8
6 14 G. OLIVA / J. Abbott	Autosport Sorrento	Ligier JS53 Evo2	2	2:23.997	6 16	+3.885 +0.564	175.1
7 99 D. DERDAELE / N. SAELENS	Belgium Racing	Porsche 991	1	2:25.149	6 15	+5.037 +1.152	173.7
8 991 F. BOUVY / S. TOURNEUR / D. COENS	No Speed Limit	Porsche 991	1	2:26.388	4 8	+6.276 +1.239	172.2
9 8 X. STEVENS / K. WAUTERS / K. WAUTERS	Independent Motorsports	Porsche 991	1	2:27.777	6 17	+7.665 +1.389	170.6
10 62 B. SEMOULIN / F. SEMOULIN	Semespeed	Lamborghini Supertrofeo Evo	1	2:28.877	13 14	+8.765 +1.100	169.4
11 24 T. BOONEN / B. LONGIN	PK Carsport	Porsche 991	1	2:28.881	15 17	+8.769 +0.004	169.4
12 191 T. HEEZEN / J. MENTEN	PG Motorsport	Porsche 991	1	2:29.428	6 15	+9.316 +0.547	168.7
13 44 M. PAMPEL / M. DOUBEK	Belgium Driver Academy vzw	Wolf GB08	2	2:30.762	8 16	+10.650 +1.334	167.2
14 7 T. VAN ROMPUY / E. QVICK	VR Racing Qvick Motors	BMW M2 MARC V8	1	2:31.267	13 16	+11.155 +0.505	166.7
15 21 S. VANBELLINGEN / W. WIJZES	Comporex Racing by EMG Motorsport	Porsche 991	1	2:31.718	7 15	+11.606 +0.451	166.2
16 77 P. ENGELEN	Domec Racing	Radical RXC	1	2:32.029	7 15	+11.917 +0.311	165.9
17 68 M. Fenzl / C. Fenzl / S. BRINTZINGER	T2 Racing	Lieger Js53 Evo 2	2	2:32.083	6 15	+11.971 +0.054	165.8
18 3 G. VERHEYEN / C. MATTHEUS / P. DECURTINS	Speedlover	Porsche 991	1	2:32.164	15 15	+12.052 +0.081	165.7
19 911 J. VERHOEVEN / J. VERHOEVEN	Speedlover	Porsche 991	1	2:32.300	16 16	+12.188 +0.136	165.6
20 30 N. VAN DIERENDONCK / J. VANNEKUM / F. TEJNKENS	Selleslagh Racing Team	AMG Mercedes GT4	3	2:34.927	7 15	+14.815 +2.627	162.7
21 369 N. GREENSALL / G. TURKMEN	Greensall Motorsport	KTM	1	2:35.372	5 9	+15.260 +0.445	162.3
22 64 K. DE WIT	KDW Racing	BMW M4 GT4	3	2:36.689	7 12	+16.577 +1.317	160.9
23 11 S. LONGIN / J. HUYGENS / M. BATTRYN	PG Motorsport	Porsche Cayman GT4	3	2:36.988	15 16	+16.876 +0.299	160.6
24 31 W. SPINOY / W. SLUYS	Selleslagh Racing Team	AMG Mercedes GT4	3	2:37.907	4 15	+17.795 +0.919	159.7
25 254 J. DE BREUCKER / Y. HOOGAARS / K. HEYER	QSR Racing School	AMG Mercedes GT4	3	2:37.915	8 14	+17.803 +0.008	159.7
26 5 J. MORROW / C. WAUTERS / R. VAN BELLE / E. WOUTERS	ORACLE TSL	Radical RS5	2	2:42.617	7 8	+22.505 +4.702	155.1
27 94 R. GILLION / J. MAURO	QSR Racing School	Porsche 991	1	2:53.007	4 11	+32.895 +10.390	145.7
28 16 D. VANMOL	Vanmol Denis	Ginetta G55	1	2:54.544	8 13	+34.432 +1.537	144.5
29 157 D. VAN DOSSELAIR / K. VAN DOSSELAIR / G. HOUTHOOFT / G. DIERCKX	G&R Motorsport	BMW M3 E46	4	2:54.795	14 14	+34.683 +0.251	144.2
30 42 A. CASCATAU / N. DE KERPEL / J. HESELS	BMW Team Der Horst	BMW 325i	5	2:58.020	13 13	+37.908 +3.225	141.6
31 57 J. UYLENBROECK / L. JANSSENS / J. DE BREUCKER	QSR Racing School	BMW 325i	5	2:59.975	6 13	+39.863 +1.955	140.1
32 39 R. VAN ASCH / W. VERWIMP / J. VERMEULEN	R&J Racing	BMW M3	4	3:01.631	13 13	+41.519 +1.656	138.8
33 69 N. HERMANS / C. BAETEN / O. HERTSENS	AR Performance	BMW E90 325i	5	3:03.670	3 4	+43.558 +2.039	137.3
34 70 J. LAMMENS / D. SUFFELEERS / K. HEIRMAN	AR Performance	BMW E90 325i	5	3:05.868	10 13	+45.756 +2.198	135.7
35 17 k. QVICK / S. TAVERNIER / F. SELS	De Verdelger	BMW 123D	4	3:09.139	10 11	+49.027 +3.271	133.3
36 12 W. MEIJER / K. BULTYNCK / L. BRANCKAERTS	VGL Racing	Saker RAPX	3		2		
37 123 M. ROSKAM / D. VAN DE VELDE / T. DE MUL	RBC Race Team	Saker RAPX	3				
38 300 R. VAN DE WATER / E. BEYERS / N. VANGEL / P. DECKERS	VDW Motorsport	BMW Z3 M	4				


Fastest Lap | Lap 5 | Tim JOOSEN | **2:20.112** | 180.0 Kph

CAR 2 - SOME TIMES DELETED (BELOW 2:20')

Published at:

Track Status: **DRY**

Race Director	Stewards	Timekeeper: Xavi Lozano JOB-0057-CAT
----------------------	-----------------	---




BELCAR ENDURANCE CHAMPIONSHIP

SPA RACING FESTIVAL

FREE PRACTICE 2

Best Sector Times

SECTOR 1			SECTOR 2			SECTOR 3			Pos	Team	Cl	Ideal Lap	Best Lap
Pos	Driver	Time	Driver	Time	Driver	Time	Pos	Team	Cl	Ideal Lap	Best Lap		
1	111 T.JOSEN	40.268	2 G.MAGNUS	1:00.704	111 T.JOSEN	36.846	1	2 Russel Racing by DVB Racing	2	2:18.813	2:20.115 (2)		
2	99 D.DERDAELE	40.621	9 F.KIRMAN	1:01.710	2 F.THIERS	37.042	2	111 Deldiche Racing by JDC Events	2	2:19.641	2:20.112 (1)		
3	62 B.SEMOULIN	40.666	1 D.HOUTHOFD	1:01.894	9 F.KIRMAN	37.476	3	9 Krafft Racing	2	2:20.645	2:20.756 (3)		
4	2 G.MAGNUS	41.067	111 T.JOSEN	1:02.527	99 D.DERDAELE	37.690	4	1 Aqua Protect Racing Team	2	2:22.077	2:23.433 (5)		
5	991 F.BOUVY	41.199	14 G.OLIVA	1:03.289	98 M.BORTOLAMI	37.705	5	98 Krafft Racing	2	2:22.456	2:22.807 (4)		
6	98 M.BORTOLAMI	41.412	98 M.BORTOLAMI	1:03.339	1 D.HOUTHOFD	37.853	6	14 Autosport Sorrento	2	2:23.572	2:23.997 (6)		
7	9 F.KIRMAN	41.459	44 M.DOUBEK	1:06.136	14 G.OLIVA	38.187	7	99 Belgium Racing	1	2:25.149	2:25.149 (7)		
8	191 J.MENTEN	41.506	991 F.BOUVY	1:06.606	8 K.WAUTERS	38.391	8	991 No Speed Limit	1	2:26.388	2:26.388 (8)		
9	8 K.WAUTERS	41.650	99 D.DERDAELE	1:06.838	62 B.SEMOULIN	38.421	9	8 Independent Motorsports	1	2:27.681	2:27.777 (9)		
10	24 T.BOONEN	41.913	8 K.WAUTERS	1:07.640	191 J.MENTEN	38.463	10	62 Semespeed	1	2:28.362	2:28.877 (10)		
11	14 G.OLIVA	42.096	68 M.Fenzl	1:07.937	24 T.BOONEN	38.470	11	24 PK Carsport	1	2:28.740	2:28.881 (11)		
12	7 E.QVICK	42.218	24 T.BOONEN	1:08.357	991 F.BOUVY	38.583	12	191 PG Motorsport	1	2:28.871	2:29.428 (12)		
13	3 G.VERHEYEN	42.232	77 P.ENGELEN	1:08.639	911 J.VERHOEVEN	38.923	13	77 Domec Racing	1	2:30.391	2:32.029 (16)		
14	1 D.HOUTHOFD	42.330	191 J.MENTEN	1:08.902	77 P.ENGELEN	39.061	14	44 Belgium Driver Academy vzw	2	2:30.665	2:30.762 (13)		
15	911 J.VERHOEVEN	42.558	62 B.SEMOULIN	1:09.275	21 W.WIJTZES	39.110	15	7 VR Racing Qvick Motors	1	2:31.175	2:31.267 (14)		
16	21 W.WIJTZES	42.574	7 E.QVICK	1:09.507	68 M.Fenzl	39.419	16	21 Comporex Racing by EMG Motorsport	1	2:31.217	2:31.718 (15)		
17	77 P.ENGELEN	42.691	21 W.WIJTZES	1:09.533	3 G.VERHEYEN	39.421	17	68 T2 Racing	2	2:31.225	2:32.083 (17)		
18	68 M.Fenzl	43.869	369 N.GREENSALL	1:09.632	7 E.QVICK	39.450	18	911 Speedlover	1	2:31.342	2:32.300 (19)		
19	64 K.DE WIT	44.059	911 J.VERHOEVEN	1:09.861	44 M.DOUBEK	40.004	19	3 Speedlover	1	2:31.550	2:32.164 (18)		
20	11 S.LONGIN	44.304	3 G.VERHEYEN	1:09.897	30 F.TEUNKENS	40.209	20	30 Selleslagh Racing Team	3	2:34.616	2:34.927 (20)		
21	30 N.VAN DIENENDONCK	44.344	30 N.VAN DIENENDONCK	1:10.063	369 N.GREENSALL	40.382	21	369 Greensall Motorsport	1	2:34.821	2:35.372 (21)		
22	44 M.DOUBEK	44.525	64 K.DE WIT	1:11.298	64 K.DE WIT	40.704	22	64 KDW Racing	3	2:36.061	2:36.689 (22)		
23	254 J.DE BREUCKER	44.647	31 W.SLUYS	1:11.657	11 S.LONGIN	40.808	23	11 PG Motorsport	3	2:36.780	2:36.988 (23)		
24	369 N.GREENSALL	44.807	11 S.LONGIN	1:11.668	31 W.SLUYS	40.921	24	31 Selleslagh Racing Team	3	2:37.467	2:37.907 (24)		
25	31 W.SLUYS	44.889	254 J.DE BREUCKER	1:11.758	254 J.DE BREUCKER	41.263	25	254 QSR Racing School	3	2:37.668	2:37.915 (25)		
26	94 J.MAURO	47.754	5 J.MORROW	1:11.771	5 J.MORROW	42.764	26	5 ORACLE TSL	2	2:42.396	2:42.617 (26)		
27	5 J.MORROW	47.861	16 D.VANMOL	1:18.376	157 D.VAN DOSSELAER	44.848	27	94 QSR Racing School	1	2:52.913	2:53.007 (27)		
28	157 D.VAN DOSSELAER	49.807	42 A.CASCATAU	1:19.055	16 D.VANMOL	45.323	28	157 G&R Motorsport	4	2:53.851	2:54.795 (29)		
29	16 D.VANMOL	50.675	157 D.VAN DOSSELAER	1:19.196	94 J.MAURO	45.533	29	16 Vanmol Denis	1	2:54.374	2:54.544 (28)		
30	39 W.VERWIMP	51.641	57 J.UYLENBROECK	1:19.608	42 A.CASCATAU	46.660	30	42 BMW Team Der Horst	5	2:57.599	2:58.020 (30)		
31	42 A.CASCATAU	51.884	94 J.MAURO	1:19.626	39 W.VERWIMP	46.887	31	39 R&J Racing	4	2:59.838	3:01.631 (32)		
32	57 J.UYLENBROECK	53.151	69 C.BAETEN	1:20.652	57 J.UYLENBROECK	47.216	32	57 QSR Racing School	5	2:59.975	2:59.975 (31)		
33	12 K.BULTYNCK	53.195	70 K.HEIRMAN	1:20.961	69 C.BAETEN	47.976	33	69 AR Performance	5	3:02.749	3:03.670 (33)		
34	69 C.BAETEN	54.121	39 W.VERWIMP	1:21.310	70 K.HEIRMAN	48.845	34	70 AR Performance	5	3:04.203	3:05.868 (34)		
35	70 K.HEIRMAN	54.397	17 k.QVICK	1:23.142	17 k.QVICK	49.179	35	17 De Verdelder	4	3:09.122	3:09.139 (35)		
36	17 k.QVICK	56.801	12 K.BULTYNCK	1:45.156	12 K.BULTYNCK	55.206	36	12 VGL Racing	3	3:33.557			




BELCAR ENDURANCE CHAMPIONSHIP

SPA RACING FESTIVAL

FREE PRACTICE 2

Best Top Speeds

Team	Car	Class	Top Speed Driver	Top 1		Top 2		Top 3		Top 4		Top 5		
				Kph	Lap	Kph	Lap	Kph	Lap	Kph	Lap	Kph	Lap	
62 Semespeed	Lamborghini Supertrofeo Evo	1	B. SEMOULIN	268.7	10	268.0	13	264.1	11	263.4	5	258.4	7	264,5
99 Belgium Racing	Porsche 991	1	D. DERDAELE	260.2	6	260.2	5	250.6	2	250.0	13	248.8	15	254,0
991 No Speed Limit	Porsche 991	1	F. BOUVY	259.6	4	259.0	3	242.2	2	241.1	7	237.9	5	248,0
24 PK Carsport	Porsche 991	1	T. BOONEN	259.0	8	257.8	15	253.5	7	253.5	14	253.5	10	255,5
8 Independent Motorsports	Porsche 991	1	K. WAUTERS	258.4	17	258.4	16	256.5	9	256.5	6	256.5	5	257,3
191 PG Motorsport	Porsche 991	1	T. HEEZEN	254.1	14	253.5	6	253.5	13	249.4	5	245.5	12	251,2
3 Speedlover	Porsche 991	1	G. VERHEYEN	253.5	14	250.0	13	248.8	11	248.3	12	247.1	15	249,5
21 Comparex Racing by EMG Motorsport	Porsche 991	1	W. WIJZES	252.9	7	252.9	11	249.4	13	249.4	6	246.6	15	250,2
111 Deldiche Racing by JDC Events	Norma M20 FC	2	T. JOOSEN	250.0	10	247.1	9	246.6	5	243.8	14	243.8	6	246,3
911 Speedlover	Porsche 991	1	J. VERHOEVEN	247.7	7	246.6	3	243.2	5	240.5	6	237.4	2	243,1
7 VR Racing Qvick Motors	BMW M2 MARC V8	1	E. QVICK	244.9	13	240.5	16	240.0	14	238.4	12	237.4	10	240,2
30 Selleslagh Racing Team	AMG Mercedes GT4	3	N. VAN DIERENDONCK	244.3	13	242.7	5	242.7	10	242.7	9	242.2	12	242,9
98 Krafft Racing	Norma M20 FC	2	M. BORTOLAMI	244.3	5	243.2	4	240.5	6	240.5	14	239.5	17	241,6
11 PG Motorsport	Porsche Cayman GT4	3	S. LONGIN	243.8	13	243.2	14	241.1	16	241.1	5	240.5	15	241,9
31 Selleslagh Racing Team	AMG Mercedes GT4	3	W. SLUYS	243.2	4	240.0	15	240.0	14	240.0	13	240.0	11	240,6
77 Domec Racing	Radical RXC	1	P. ENGELEN	242.2	13	239.5	15	236.3	7	235.3	12	231.8	6	237,0
9 Krafft Racing	Norma M20 FC	2	F. KIRMANN	241.6	4	238.9	6	238.4	5	237.9	7	237.4	2	238,8
64 KDW Racing	BMW M4 GT4	3	K. DE WIT	241.6	12	239.5	9	238.9	7	238.4	6	237.4	8	239,2
254 QSR Racing School	AMG Mercedes GT4	3	J. DE	241.1	12	240.0	8	237.9	13	237.9	14	236.3	11	238,6
14 Autosport Sorrento	Ligier JS53 Evo2	2	G. OLIVA	240.5	6	240.0	7	238.9	5	238.4	4	236.8	16	238,9
2 Russel Racing by DVB Racing	Norma M20 FC	2	G. MAGNUS	240.0	4	240.0	6	239.5	3	231.8	2	221.3	7	234,5
1 Aqua Protect Racing Team	Norma M20 FC	2	D. HOUTHOOFT	236.3	6	236.3	7	235.3	5	234.3	10	232.8	13	235,0
68 T2 Racing	Lieger Js53 Evo 2	2	M. Fenzl	233.8	6	232.8	2	232.8	7	231.8	3	230.3	4	232,3
369 Greensall Motorsport	KTM	1	N. GREENSALL	227.4	9	225.5	5	223.6	6	220.0	3	216.4	4	222,6
44 Belgium Driver Academy vzw	Wolf GB08	2	M. DOUBEK	220.0	9	220.0	8	219.5	14	219.1	5	218.6	10	219,4
5 ORACLE TSL	Radical RS5	2	J. MORROW	213.4	5	210.9	4	208.1	7	207.3	8	200.4	2	208,0
94 QSR Racing School	Porsche 991	1	J. MAURO	210.1	10	206.5	9	195.7	11	189.5	4	188.2	8	198,0
157 G&R Motorsport	BMW M3 E46	4	D. VAN ROOYEN	210.1	14	209.3	10	199.6	8	197.4	11	196.7	9	202,6
39 R&J Racing	BMW M3	4	W. VERWIMP	203.4	5	187.2	4	185.2	8	182.7	3	178.2	13	187,3
42 BMW Team Der Horst	BMW 325i	5	A. CASCATAU	202.6	11	200.7	10	199.3	13	198.9	9	196.4	12	199,6
16 Vanmol Denis	Ginetta G55	1	D. VANMOL	201.5	12	201.5	11	201.5	8	200.0	7	199.6	9	200,8
57 QSR Racing School	BMW 325i	5	J. UYLENBROECK	195.3	6	193.9	7	193.9	5	191.5	3	190.1	4	192,9
69 AR Performance	BMW E90 325i	5	C. BAETEN	191.8	3	185.9	2	162.2	4	137.6	1			169,4
70 AR Performance	BMW E90 325i	5	K. HEIRMAN	189.1	12	186.9	10	183.1	8	182.7	7	182.1	9	184,8
17 De Verdelger	BMW 123D	4	k. QVICK	180.9	10	180.3	9	176.5	4	175.6	2	174.2	3	177,5
12 VGL Racing	Saker RAPX	3	K. BULTYNCK	173.4	2	101.5	1							137,5
123 RBC Race Team	Saker RAPX	3												
300 VDW Motorsport	BMW Z3 M	4												




BELCAR ENDURANCE CHAMPIONSHIP

SPA RACING FESTIVAL

FREE PRACTICE 2

Fastest Lap Sequence

Practice Time	Team	Car	Class	Driver	Time	Kph	
4:58.123	1 Aqua Protect Racing Team	Norma M20 FC	2	David HOUTHOOFD	2:28.245	170.1	2
5:30.300	111 Deldiche Racing by JDC Events	Norma M20 FC	2	Tim JOOSEN	2:24.766	174.2	2
7:52.622	111 Deldiche Racing by JDC Events	Norma M20 FC	2	Tim JOOSEN	2:22.322	177.2	3
13:16.668	9 Krafft Racing	Norma M20 FC	2	François KIRMANN	2:22.181	177.3	5
14:40.632	111 Deldiche Racing by JDC Events	Norma M20 FC	2	Tim JOOSEN	2:20.112	180.0	5



BELCAR ENDURANCE CHAMPIONSHIP


SPA RACING FESTIVAL

FREE PRACTICE 2

Sector Analysis

■ Personal Best ■ Session Best ■ Crossing the finish line in pit lane

Lap	D	Time	Sector 1	Sector 2	Sector 3	T. Spd	Elapsed	Lap	D	Time	Sector 1	Sector 2	Sector 3	T. Spd	Elapsed
1 Aqua Protect Racing Team 1. David HOUTHOOFD 3. Kris COOLS 2. François BOUILLON								Norma M20 FC 2							
1	1	2:29.878	45.622	1:05.903	38.353	220.9	2:29.878	7	1	2:42.617	48.082	1:11.771	42.764	208.1	25:27.815
2	1	2:28.245	43.006	1:04.930	40.309	232.3	4:58.123	8	1	2:44.803	47.861	1:12.499	44.443	207.3	28:12.618
3	1	2:34.381	43.893	1:04.636	45.852	229.3	7:32.504								
4	1	5:01.138	3:20.187	1:02.842	38.109	225.9	12:33.642								
5	1	2:23.544	42.330	1:03.211	38.003	235.3	14:57.186								
6	1	2:23.433	42.361	1:02.112	38.960	236.3	17:20.619								
7	1	2:24.343	42.376	1:01.894	40.073	236.3	19:44.962								
8	1	6:33.450	4:51.570	1:03.839	38.041	226.4	26:18.412								
9	1	2:27.147	46.542	1:02.752	37.853	228.8	28:45.559								
10	1	2:25.619	42.447	1:04.725	38.447	234.3	31:11.178								
11	1	6:14.108	4:23.032	1:10.555	40.521	204.5	37:25.286								
12	1	2:28.512	43.793	1:04.525	40.194	230.8	39:53.798								
13	1	2:27.823	43.358	1:05.032	39.433	232.8	42:21.621								
14	1	2:27.670	42.989	1:04.616	40.065	232.3	44:49.291								
15	1	2:27.521	42.895	1:05.377	39.249	232.8	47:16.812								
2 Russel Racing by DVB Racing 1. Frank THIERS 3. Jeffrey VAN HOOYDONK 2. Hans THIERS 4. Gilles MAGNUS								Norma M20 FC 2							
1	1	2:25.512	44.887	1:03.583	37.042	209.7	2:25.512								
2	4	10:15.748	8:35.726	1:02.350	37.672	231.8	12:41.260								
3	4	2:19.027	41.067	1:00.704	37.256	239.5	15:00.287								
4	4	2:20.115	41.287	1:01.360	37.468	240.0	17:20.402								
5	2	4:55.839	3:08.871	1:08.299	38.669	214.7	22:16.241								
6	2	2:26.609	42.913	1:05.323	38.373	240.0	24:42.850								
7	2	6:04.675	4:03.371	1:07.539	53.765	221.3	30:47.525								
8	1	5:48.191	3:55.359	1:11.217	41.615	184.3	36:35.716								
9	1	2:36.805	45.559	1:10.406	40.840	214.3	39:12.521								
3 Speedlover 1. Guy VERHEYEN 3. Pieder DECURTINS 2. Chris MATTHEUS								Porsche 991 1							
1	1	3:37.934	1:22.125	1:28.185	47.624	160.0	3:37.934								
2	1	2:46.231	46.015	1:17.028	43.188	216.0	6:24.165								
3	1	2:40.514	44.732	1:14.281	41.501	234.8	9:04.679								
4	1	2:39.002	43.451	1:12.462	43.089	233.3	11:43.681								
5	1	6:34.411	4:33.565	1:18.672	42.174	172.8	18:18.092								
6	1	2:39.375	44.525	1:13.295	41.555	246.0	20:57.467								
7	1	2:41.427	44.652	1:15.189	41.586	204.9	23:38.894								
8	1	2:38.641	44.435	1:12.610	41.596	244.3	26:17.535								
9	1	2:42.506	48.668	1:12.580	41.258	215.1	29:00.041								
10	1	4:40.970	2:44.179	1:15.248	41.543	219.5	33:41.011								
11	1	2:35.646	43.239	1:11.495	40.912	248.8	36:16.657								
12	1	2:35.137	43.569	1:10.793	40.775	248.3	38:51.794								
13	1	2:34.004	43.763	1:10.609	39.632	250.0	41:25.798								
14	1	2:33.335	42.232	1:10.567	40.536	253.5	43:59.133								
15	1	2:32.164	42.846	1:09.897	39.421	247.1	46:31.297								
5 ORACLE TSL 1. Jamie MORROW 3. Raf VAN BELLE 2. Cédric WAUTERS 4. Eric WOUTERS								Radical RS5 2							
1	1	3:11.550	58.227	1:27.541	45.782	143.4	3:11.550								
2	1	2:52.363	49.998	1:17.921	44.444	200.4	6:03.913								
3	1	5:21.479	3:21.613	1:15.836	44.030	198.2	11:25.392								
4	1	2:46.738	48.913	1:13.129	44.696	210.9	14:12.130								
5	1	2:47.143	48.247	1:14.451	44.445	213.4	16:59.273								
6	1	5:45.925	3:48.611	1:14.400	42.914	194.9	22:45.198								
7 VR Racing Qvick Motors 1. Tom VAN ROMPUY 2. Erik QVICK								BMW M2 MARC V8 1							
1	2	3:38.982	1:21.706	1:30.363	46.913	139.9	3:38.982								
2	2	2:47.106	46.111	1:17.941	43.054	195.3	6:26.088								
3	2	2:39.895	44.901	1:14.275	40.719	212.2	9:05.983								
4	2	2:48.251	44.811	1:12.820	50.620	218.2	11:54.234								
5	2	4:47.374	2:54.338	1:12.621	40.415	210.1	16:41.608								
6	2	2:36.429	44.868	1:11.417	40.144	227.4	19:18.037								
7	2	2:34.853	43.386	1:10.579	40.888	220.9	21:52.890								
8	2	2:33.052	42.629	1:10.635	39.788	219.5	24:25.942								
9	2	4:45.331	2:49.528	1:14.646	41.157	212.6	29:11.273								
10	2	2:35.490	42.782	1:12.592	40.116	237.4	31:46.763								
11	2	2:34.522	42.960	1:11.362	40.200	227.8	34:21.285								
12	2	2:32.444	42.577	1:10.304	39.563	238.4	36:53.729								
13	2	2:31.267	42.218	1:09.507	39.542	244.9	39:24.996								
14	2	2:32.784	42.249	1:10.892	39.643	240.0	41:57.780								
15	2	2:31.940	42.354	1:10.136	39.450	230.3	44:29.720								
16	2	2:31.805	42.240	1:10.109	39.456	240.5	47:01.525								
8 Independent Motorsports 1. Xavier STEVENS 3. Koen WAUTERS 2. Kris WAUTERS								Porsche 991 1							
1	2	3:21.591	1:09.202	1:26.464	45.925	179.7	3:21.591								
2	2	2:46.889	51.888	1:14.484	40.517	214.3	6:08.480								
3	2	2:35.787	42.503	1:13.859	39.425	220.0	8:44.267								
4	2	2:31.248	42.596	1:09.589	39.063	236.8	11:15.515								
5	2	2:31.100	42.029	1:10.470	38.601	256.5	13:46.615								
6	2	2:27.777	41.746	1:07.640	38.391	256.5	16:14.392								
7	2	2:29.787	42.187	1:09.056	38.544	249.4	18:44.179								
8	2	2:29.179	41.650	1:08.539	38.990	247.7	21:13.358								
9	2	2:29.236	42.266	1:08.225	38.745	256.5	23:42.594								
10	2	4:09.996	2:16.960	1:13.282	39.754	216.9	27:52.590								
11	2	2:31.347	42.211	1:09.911	39.225	252.3	30:23.937								
12	2	2:33.240	42.280	1:10.545	40.415	245.5	32:57.177								
13	2	2:31.582	42.152	1:09.737	39.693	236.8	35:28.759								
14	2	2:31.534	42.443	1:10.023	39.068	252.3	38:00.293								
15	2	2:30.235	42.127	1:09.333	38.775	254.1	40:30.528								
16	2	2:29.643	42.062	1:08.924	38.657	258.4	43:00.171								
17	2	2:31.768	43.201	1:08.957	39.610	258.4	45:31.939								
9 Krafft Racing 1. François KIRMANN 2. Daniel KIRMANN								Norma M20 FC 2							
1	1	3:34.752	1:37.922	1:15.586	41.244	186.9	3:34.752								
2	1	2:30.699	42.317	1:08.358	40.024	237.4	6:05.451								
3	1	2:23.504	42.555	1:03.360	37.589	233.3	8:28.955								
4	1	2:25.532	41.459	1:06.226	37.847	241.6	10:54.487								
5	1	2:22.181	41.726	1:02.000	38.455	238.4	13:16.668								
6	1	2:20.756	41.570	1:01.710	37.476	238.9	15:37.424								
7	1	2:30.682	42.997	1:06.299	41.386	237.9	18:08.106								
8	1	5:26.345	3:29.618	1:14.148	42.579	219.5	23:34.451								
9	1	2:42.081	45.485	1:15.216	41.380	226.9	26:16.532								
10	1	2:38.956	46.051	1:12.242	40.663	226.9	28:55.488								
11	1	2:38.077	45.121	1:11.436	41.520	227.4	31:33.565								
12	1	2:35.644	45.319	1:10.134	40.191	227.4	34:09.209								
13	1	2:34.943	44.387	1:10.540	40.016	232.3	36:44.152								



BELCAR ENDURANCE CHAMPIONSHIP


SPA RACING FESTIVAL

FREE PRACTICE 2

Sector Analysis

Personal Best Session Best B Crossing the finish line in pit lane

Lap	D	Time	Sector 1	Sector 2	Sector 3	T. Spd	Elapsed	Lap	D	Time	Sector 1	Sector 2	Sector 3	T. Spd	Elapsed
14	1	2:38.137	44.956	1:10.905	42.276	232.3	39:22.289	8	1	2:54.544	50.675	1:18.376	45.493	201.5	30:02.404
15	1	2:36.907	45.785	1:10.618	40.504	225.9	41:59.196	9	1	2:58.684	51.107	1:20.573	47.004	199.6	33:01.088
16	1	2:33.263	44.178	1:09.202	39.883	231.3	44:32.459	10	1	2:54.819	50.979	1:18.517	45.323	198.9	35:55.907
17	1	2:34.252	44.146	1:09.121	40.985	231.8	47:06.711	11	1	2:57.831	52.256	1:18.554	47.021	201.5	38:53.738
11 PG Motorsport Porsche Cayman GT4 1.Stienes LONGIN 3.Marnik BATTRYN 2.Johan HUYGENS								17 De Verdeler BMW 123D 1.kenci QVICK 3.Frederik SELS 2.Stefaan TAVERNIER							
1	1	4:38.401	2:32.336	1:22.311	43.754	117.6	4:38.401	1	1	4:03.134	1:27.149	1:39.877	56.108	126.5	4:03.134
2	1	2:44.886	48.214	1:14.040	42.632	206.9	7:23.287	2	1	3:22.302	1:00.006	1:29.467	52.829	175.6	7:25.436
3	1	2:39.896	45.129	1:12.630	42.137	235.8	10:03.183	3	1	3:27.792	57.954	1:32.057	57.781	174.2	10:53.228
4	1	2:40.303	45.216	1:12.865	42.222	239.5	12:43.486	4	1	3:14.107	58.268	1:24.587	51.252	176.5	14:07.335
5	1	2:38.577	44.704	1:12.462	41.411	241.1	15:22.063	5	1	3:15.607	58.604	1:25.686	51.317	162.9	17:22.942
6	1	2:38.885	45.001	1:12.367	41.517	239.5	18:00.948	6	1	3:11.774	58.403	1:23.291	50.080	167.2	20:34.716
7	1	2:38.998	44.952	1:12.286	41.760	239.5	20:39.946	7	1	5:13.873	2:53.974	1:29.123	50.776	144.6	25:48.589
8	1	2:42.788	45.776	1:15.142	41.870	217.7	23:22.734	8	1	3:39.309	1:21.247	1:27.175	50.887	163.9	29:27.898
9	1	2:39.646	44.762	1:12.829	42.055	238.4	26:02.380	9	1	3:13.093	56.801	1:24.744	51.548	180.3	32:40.991
10	1	2:38.770	44.789	1:12.400	41.581	240.0	28:41.150	10	1	3:09.139	56.818	1:23.142	49.179	180.9	35:50.130
11	1	4:09.561	2:13.175	1:14.559	41.827	220.4	32:50.711	11	1	3:54.193	1:26.027	1:25.517	1:02.649	134.8	39:44.323
12	1	2:38.825	45.075	1:12.185	41.565	240.5	35:29.536	21 Comparex Racing by EMG Motorspc Porsche 991 1.Steve VANBELLINGEN 2.Wiebe WIJZES							
13	1	2:37.892	44.513	1:12.267	41.112	243.8	38:07.428	1	2	3:09.591	59.341	1:25.163	45.087	148.6	3:09.591
14	1	2:37.355	44.542	1:12.005	40.808	243.2	40:44.783	2	2	2:41.176	44.982	1:13.601	42.593	208.5	5:50.767
15	1	2:36.988	44.304	1:11.668	41.016	240.5	43:21.771	3	2	2:33.872	43.285	1:10.942	39.645	246.6	8:24.639
16	1	2:37.411	44.560	1:11.843	41.008	241.1	45:59.182	4	2	2:33.442	43.115	1:10.824	39.503	243.8	10:58.081
12 VGL Racing Saker RAPX 1.Willem MEIJER 3.Luc BRANCKAERTS 2.Kurt BULTYNCK								5	2	4:57.479	3:06.058	1:11.151	40.270	222.2	15:55.560
1	2	5:02.175	2:21.813	1:45.156	55.206	101.5	5:02.175	6	2	2:31.731	43.024	1:09.597	39.110	249.4	18:27.291
2	2	4:56.909	53.195	2:50.482	1:13.232	173.4	9:59.084	7	2	2:31.718	42.574	1:09.533	39.611	252.9	20:59.009
14 Autosport Sorrento Ligier JS53 Evo2 1.Gaetano OLIVA 2.James Abbott								8	2	2:34.459	43.360	1:11.103	39.996	227.4	23:33.468
1	1	3:05.705	57.416	1:22.848	45.441	154.9	3:05.705	9	1	4:26.222	2:32.211	1:13.025	40.986	202.6	27:59.690
2	1	2:41.248	46.943	1:10.024	44.281	223.1	5:46.953	10	1	2:36.676	43.507	1:12.753	40.416	238.9	30:36.366
3	1	2:31.091	44.331	1:06.574	40.186	232.8	8:18.044	11	1	2:35.177	42.687	1:11.877	40.613	252.9	33:11.543
4	1	2:29.614	42.545	1:04.999	42.070	238.4	10:47.658	12	1	2:35.929	42.604	1:12.387	40.938	236.3	35:47.472
5	1	2:25.419	42.283	1:04.254	38.882	238.9	13:13.077	13	1	2:35.274	42.595	1:12.789	39.890	249.4	38:22.746
6	1	2:23.997	42.204	1:03.388	38.405	240.5	15:37.074	14	1	6:22.834	4:29.638	1:12.449	40.747	213.4	44:45.580
7	1	2:32.888	42.280	1:07.131	43.477	240.0	18:09.962	15	1	2:34.139	42.604	1:11.581	39.954	246.6	47:19.719
8	1	5:42.979	3:58.004	1:06.316	38.659	214.7	23:52.941	24 PK Carsport Porsche 991 1.Tom BOONEN 2.Bert LONGIN							
9	1	2:27.265	42.253	1:04.683	40.329	236.8	26:20.206	1	1	3:41.345	1:25.374	1:30.792	45.179	144.8	3:41.345
10	1	2:26.968	45.490	1:03.291	38.187	232.8	28:47.174	2	1	2:42.227	44.798	1:15.320	42.109	209.7	6:23.572
11	1	2:29.666	44.665	1:06.395	38.606	229.8	31:16.840	3	1	2:39.627	45.159	1:12.954	41.514	247.7	9:03.199
12	1	4:29.697	2:37.863	1:11.652	40.182	193.9	35:46.537	4	1	2:37.101	43.300	1:12.936	40.865	229.8	11:40.300
13	1	2:28.169	42.656	1:03.289	42.224	235.8	38:14.706	5	1	2:34.987	42.644	1:10.619	41.724	236.8	14:15.287
14	1	3:06.192	54.186	1:27.885	44.121	152.1	41:20.898	6	1	2:36.738	45.869	1:10.862	40.007	225.0	16:52.025
15	1	2:28.205	42.536	1:06.640	39.029	236.8	43:49.103	7	1	2:32.620	42.193	1:10.220	40.207	253.5	19:24.645
16	1	2:35.370	42.096	1:04.458	48.816	236.8	46:24.473	8	1	2:32.583	42.656	1:09.232	40.695	259.0	21:57.228
16 Vanmol Denis Ginetta G55 1.Denis VANMOL								9	1	2:33.326	44.125	1:09.680	39.521	246.0	24:30.554
1	1	5:02.067	2:20.719	1:45.423	55.925	100.2	5:02.067	10	1	2:31.781	42.588	1:09.540	39.653	253.5	27:02.335
2	1	3:22.076	1:00.022	1:32.049	50.005	136.7	8:24.143	11	1	2:32.363	42.495	1:09.919	39.949	231.3	29:34.698
3	1	3:05.907	52.814	1:24.298	48.795	185.2	11:30.050	12	1	4:31.644	2:36.750	1:12.562	42.332	180.3	34:06.342
4	1	3:06.037	52.904	1:25.304	47.829	190.1	14:36.087	13	1	2:30.528	42.954	1:08.827	38.747	252.3	36:36.870
5	1	3:16.583	52.789	1:22.306	1:01.488	195.7	17:52.670	14	1	2:30.229	42.848	1:08.612	38.769	253.5	39:07.099
6	1	6:18.207	4:09.817	1:21.462	46.928	190.5	24:10.877	15	1	2:28.881	41.913	1:08.498	38.470	257.8	41:35.980
7	1	2:56.983	51.594	1:19.373	46.016	200.0	27:07.860	16	1	2:29.668	42.533	1:08.357	38.778	252.9	44:05.648



BELCAR ENDURANCE CHAMPIONSHIP


SPA RACING FESTIVAL

FREE PRACTICE 2

Sector Analysis

■ Personal Best ■ Session Best B Crossing the finish line in pit lane

Lap	D	Time	Sector 1	Sector 2	Sector 3	T. Spd	Elapsed	Lap	D	Time	Sector 1	Sector 2	Sector 3	T. Spd	Elapsed	
30	Selleslagh Racing Team 1. Nicolas VAN DIERENDONK, Filip TEUNKENS 2. Johan VANNERUM							AMG Mercedes GT4 3	2	1	3:23.377	58.838	1:31.830	52.709	166.7	10:04.087
	1	3	5:05.802	3:00.072	1:21.934	43.796	162.4	5:05.802	3	1	3:17.791	57.308	1:28.743	51.740	188.8	13:21.878
	2	3	2:43.080	47.910	1:14.268	40.902	207.7	7:48.882	4	1	3:12.557	55.691	1:26.754	50.112	167.7	16:34.435
	3	3	2:40.399	45.277	1:14.262	40.860	239.5	10:29.281	5	1	3:11.828	55.307	1:26.260	50.261	183.7	19:46.263
	4	3	2:37.197	45.171	1:11.492	40.534	242.2	13:06.478	6	1	3:09.435	55.062	1:24.807	49.566	189.8	22:55.698
	5	3	2:36.360	45.044	1:11.018	40.298	242.7	15:42.838	7	1	3:09.173	54.680	1:24.173	50.320	184.0	26:04.871
	6	3	2:35.764	44.693	1:10.407	40.664	242.2	18:18.602	8	1	5:52.021	3:39.285	1:24.739	47.997	169.5	31:56.892
	7	3	2:34.927	44.526	1:10.192	40.209	240.5	20:53.529	9	1	3:02.390	53.659	1:21.783	46.948	198.9	34:59.282
	8	1	5:44.831	3:44.450	1:17.929	42.452	200.4	26:38.360	10	1	2:59.551	52.605	1:20.133	46.813	200.7	37:58.833
	9	1	2:38.916	45.126	1:12.605	41.185	242.7	29:17.276	11	1	2:58.472	51.884	1:19.928	46.660	202.6	40:57.305
	10	1	2:39.714	45.097	1:13.380	41.237	242.7	31:56.990	12	1	3:01.519	52.238	1:21.569	47.712	196.4	43:58.824
	11	1	2:40.433	44.794	1:14.070	41.569	241.1	34:37.423	13	1	2:58.020	52.275	1:19.055	46.690	199.3	46:56.844
	12	1	2:37.813	44.826	1:11.305	41.682	242.2	37:15.236	44 Belgium Driver Academy vzw 1. Maxim PAMPEL 2. Martin DOUBEK Wolf GB08 2							
	13	1	2:35.045	44.344	1:10.184	40.517	244.3	39:50.281	1	2	3:53.479	1:42.106	1:24.790	46.583	145.6	3:53.479
	14	1	2:35.378	44.715	1:10.063	40.600	241.6	42:25.659	2	2	2:41.645	47.308	1:11.488	42.849	203.8	6:35.124
	15	1	2:35.709	44.522	1:10.387	40.800	240.0	45:01.368	3	2	2:35.614	45.069	1:10.541	40.004	217.3	9:10.738
31	Selleslagh Racing Team 1. Wim SPINOY 2. Ward SLUYS							AMG Mercedes GT4 3	4	2	2:36.791	46.842	1:08.403	41.546	215.1	11:47.529
	1	2	4:49.649	2:43.669	1:19.898	46.082	185.9	4:49.649	5	2	2:34.207	44.552	1:09.398	40.257	219.1	14:21.736
	2	2	2:40.952	45.600	1:14.050	41.302	229.8	7:30.601	6	2	2:34.298	44.898	1:08.154	41.246	194.9	16:56.034
	3	2	2:39.004	44.889	1:12.912	41.203	237.9	10:09.605	7	2	2:31.505	44.560	1:06.936	40.009	218.6	19:27.539
	4	2	2:37.907	45.107	1:11.879	40.921	243.2	12:47.512	8	2	2:30.762	44.619	1:06.136	40.007	220.0	21:58.301
	5	2	2:37.936	45.149	1:11.657	41.130	239.5	15:25.448	9	2	2:33.538	44.887	1:08.166	40.485	220.0	24:31.839
	6	2	2:51.653	B 48.300	1:12.490	50.863	217.7	18:17.101	10	2	2:32.090	44.525	1:06.657	40.908	218.6	27:03.929
	7	1	5:21.777	3:11.638	1:22.483	47.656	153.4	23:38.878	11	2	5:10.821	3:17.205	1:11.771	41.845	189.1	32:14.750
	8	1	2:48.167	47.566	1:17.785	42.816	231.8	26:27.045	12	2	2:35.345	45.056	1:09.766	40.523	217.3	34:50.095
	9	1	2:47.288	46.497	1:17.458	43.333	231.8	29:14.333	13	2	2:34.619	44.770	1:09.312	40.537	210.9	37:24.714
	10	1	2:44.803	45.858	1:16.662	42.283	239.5	31:59.136	14	2	2:33.313	45.577	1:06.443	41.293	219.5	39:58.027
	11	1	2:45.994	46.614	1:15.316	44.064	240.0	34:45.130	15	2	2:33.252	44.941	1:07.538	40.773	216.4	42:31.279
	12	1	2:44.591	46.066	1:16.144	42.381	237.4	37:29.721	16	2	2:33.440	45.438	1:07.573	40.429	216.9	45:04.719
	13	1	2:41.841	46.092	1:13.848	41.901	240.0	40:11.562	57 QSR Racing School 1. Joël UYLENBROECK 2. Luc JANSSENS 3. Johnny DE BREUCKER BMW 325i 5							
	14	1	2:41.860	45.865	1:13.570	42.425	240.0	42:53.422	1	1	4:31.261	1:44.925	1:48.206	58.130	102.2	4:31.261
	15	1	2:41.645	45.691	1:14.071	41.883	240.0	45:35.067	2	1	3:17.060	58.309	1:28.226	50.525	177.9	7:48.321
39	R&J Racing 1. Roland VAN ASCH 2. Wim VERWIMP							BMW M3 4	3	1	3:06.359	54.773	1:22.464	49.122	191.5	10:54.680
	1	2	5:07.040	2:49.448	1:27.372	50.220	145.4	5:07.040	4	1	3:04.807	55.818	1:21.022	47.967	190.1	13:59.487
	2	2	3:07.384	54.625	1:23.359	49.400	168.2	8:14.424	5	1	3:02.405	54.074	1:20.709	47.622	193.9	17:01.892
	3	2	3:03.207	52.775	1:22.304	48.128	182.7	11:17.631	6	1	2:59.975	53.151	1:19.608	47.216	195.3	20:01.867
	4	2	3:02.023	52.656	1:22.480	46.887	187.2	14:19.654	7	1	3:08.768	53.156	1:20.551	55.061	193.9	23:10.635
	5	2	3:01.896	51.641	1:21.310	48.945	203.4	17:21.550	8	3	5:05.690	2:38.369	1:29.470	57.851	167.7	28:16.325
	6	2	6:40.120	4:19.146	1:30.779	50.195	164.4	24:01.670	9	3	3:14.968	56.894	1:26.961	51.113	186.2	31:31.293
	7	2	3:09.210	54.845	1:26.126	48.239	158.4	27:10.880	10	3	3:22.674	57.835	1:27.428	57.411	183.7	34:53.967
	8	2	3:02.293	52.721	1:22.118	47.454	185.2	30:13.173	11	3	3:13.051	57.949	1:24.621	50.481	176.2	38:07.018
	9	2	3:05.888	52.810	1:24.689	48.389	163.1	33:19.061	12	3	3:17.663	57.216	1:24.756	55.691	184.6	41:24.681
	10	2	3:04.279	52.813	1:23.352	48.114	167.2	36:23.340	13	3	3:27.259	B 57.450	1:24.667	1:05.142	184.6	44:51.940
	11	2	3:04.552	52.818	1:23.434	48.300	167.7	39:27.892	62 Semespeed 1. Benoit SEMOULIN 2. François SEMOULIN Lamborghini Supertrofeo Evo 1							
	12	2	3:03.767	52.817	1:22.541	48.409	174.5	42:31.659	1	1	4:05.590	1:31.608	1:38.549	55.433	135.3	4:05.590
	13	2	3:01.631	52.800	1:21.830	47.001	178.2	45:33.290	2	1	2:54.044	52.058	1:19.823	42.163	196.0	6:59.634
42	BMW Team Der Horst 1. Alex CASCATAU 2. Niels DE KERPEL							BMW 325i 5	3	1	2:37.280	42.520	1:13.976	40.784	242.7	9:36.914
	1	1	6:40.710	4:04.971	1:39.739	56.000	149.2	6:40.710	4	1	5:35.386	3:40.731	1:14.213	40.442	209.3	15:12.300
									5	1	2:29.367	41.663	1:09.275	38.429	263.4	17:41.667
									6	1	5:13.140	3:12.219	1:18.803	42.118	206.5	22:54.807
									7	1	2:41.149	42.186	1:15.388	43.575	258.4	25:35.956



BELCAR ENDURANCE CHAMPIONSHIP

SPA RACING FESTIVAL

FREE PRACTICE 2

Sector Analysis

Personal Best Session Best B Crossing the finish line in pit lane

Lap	D	Time	Sector 1	Sector 2	Sector 3	T. Spd	Elapsed	Lap	D	Time	Sector 1	Sector 2	Sector 3	T. Spd	Elapsed
8	1	2:32.359	41.599	1:11.478	39.282	230.8	28:08.315	8	3	3:06.362	55.734	1:21.338	49.290	183.1	29:53.640
9	1	2:33.772	41.911	1:12.014	39.847	236.3	30:42.087	9	3	3:06.759	56.032	1:21.643	49.084	182.1	33:00.399
10	1	2:55.260	41.210	1:09.960	1:04.090	268.7	33:37.347	10	3	3:05.868	55.077	1:20.961	49.830	186.9	36:06.267
11	1	2:30.222	41.173	1:10.623	38.426	264.1	36:07.569	11	3	3:09.304	58.632	1:21.674	48.998	175.9	39:15.571
12	1	2:32.589	42.093	1:11.576	38.920	241.1	38:40.158	12	3	3:06.482	54.397	1:21.513	50.572	189.1	42:22.053
13	1	2:28.877	40.666	1:09.790	38.421	268.0	41:09.035	13	3	3:10.970	57.406	1:23.437	50.127	168.7	45:33.023
14	1	3:13.329 B	52.417	1:24.113	56.799	175.3	44:22.364								

64		KDW Racing		BMW M4 GT4			
1.Koen DE WIT				3			
1	1	4:49.564	2:22.487	1:35.500	51.577	108.7	4:49.564
2	1	2:56.727	52.998	1:19.850	43.879	200.4	7:46.291
3	1	2:47.794	46.936	1:16.488	44.370	219.5	10:34.085
4	1	2:44.558	46.269	1:14.966	43.323	234.3	13:18.643
5	1	4:25.602	2:30.173	1:13.938	41.491	221.3	17:44.245
6	1	2:38.028	44.953	1:12.158	40.917	238.4	20:22.273
7	1	2:36.689	44.687	1:11.298	40.704	238.9	22:58.962
8	1	2:38.255	45.517	1:11.891	40.847	237.4	25:37.217
9	1	2:37.770	44.530	1:11.574	41.666	239.5	28:14.987
10	1	4:33.168	2:37.813	1:14.199	41.156	223.6	32:48.155
11	1	2:42.026	45.815	1:14.794	41.417	234.3	35:30.181
12	1	2:37.909	44.059	1:12.467	41.383	241.6	38:08.090

68		T2 Racing		Lieger Js53 Evo 2			
1.Mike Fenzl		3.Stephan BRINTZINGER		2			
2.Corina Fenzl							
1	1	3:49.301	1:41.289	1:23.412	44.600	154.5	3:49.301
2	1	2:35.931	45.349	1:09.869	40.713	232.8	6:25.232
3	1	2:36.993	44.345	1:11.658	40.990	231.8	9:02.225
4	1	2:33.955	43.869	1:10.431	39.655	230.3	11:36.180
5	1	4:32.302	2:42.090	1:10.130	40.082	202.6	16:08.482
6	1	2:32.083	44.407	1:07.937	39.739	233.8	18:40.565
7	1	2:32.371	44.527	1:08.198	39.646	232.8	21:12.936
8	1	2:32.701	44.805	1:08.477	39.419	229.8	23:45.637
9	1	4:58.110	2:49.299	1:21.756	47.055	170.1	28:43.747
10	1	2:52.105	48.464	1:17.986	45.655	186.9	31:35.852
11	1	2:46.366	47.096	1:14.922	44.348	193.2	34:22.218
12	1	2:41.635	46.125	1:12.407	43.103	190.8	37:03.853
13	1	2:39.489	46.325	1:11.295	41.869	215.6	39:43.342
14	1	2:39.084	45.369	1:10.778	42.937	201.5	42:22.426
15	1	2:38.359	45.494	1:11.316	41.549	216.0	45:00.785


69		AR Performance		BMW E90 325i			
1.Nicolas HERMANS		3.Olivier HERTSENS		5			
2.Cedric BAETEN							
1	2	3:17.364	55.811	1:31.533	50.020	137.6	3:17.364
2	2	3:04.216	54.224	1:22.016	47.976	185.9	6:21.580
3	2	3:03.670	54.121	1:20.974	48.575	191.8	9:25.250
4	2	3:13.886 B	57.213	1:20.652	56.021	162.2	12:39.136

70		AR Performance		BMW E90 325i			
1.Jo LAMMENS		3.Kurt HEIRMAN		5			
2.Davy SUFFELEERS							
1	3	3:58.448	1:23.591	1:39.045	55.812	116.3	3:58.448
2	3	3:30.753	1:04.631	1:33.223	52.899	153.6	7:29.201
3	3	3:25.008	59.933	1:26.799	58.276	171.7	10:54.209
4	3	3:22.151	1:01.009	1:28.973	52.169	174.8	14:16.360
5	3	3:13.550	58.220	1:24.724	50.606	169.8	17:29.910
6	3	6:10.896	3:56.083	1:24.107	50.706	165.4	23:40.806
7	3	3:06.472	55.614	1:22.013	48.845	182.7	26:47.278

77		Domec Racing		Radical RXC			
1.Patrick ENGELEN				1			
1	1	3:28.456	1:10.418	1:31.313	46.725	148.8	3:28.456
2	1	2:53.519	49.329	1:20.866	43.324	172.2	6:21.975
3	1	2:45.568	48.052	1:16.037	41.479	180.9	9:07.543
4	1	2:42.454	45.541	1:12.575	44.338	214.7	11:49.997
5	1	6:02.573	4:09.276	1:12.658	40.639	201.9	17:52.570
6	1	2:34.588	43.881	1:10.505	40.202	231.8	20:27.158
7	1	2:32.029	43.213	1:08.924	39.892	236.3	22:59.187
8	1	2:33.718	43.469	1:10.056	40.193	213.4	25:32.905
9	1	2:34.622	43.709	1:10.916	39.997	188.8	28:07.527
10	1	2:36.133	43.280	1:12.615	40.238	172.5	30:43.660
11	1	5:18.885	3:27.823	1:10.026	41.036	210.5	36:02.545
12	1	2:32.245	44.483	1:08.639	39.123	235.3	38:34.790
13	1	2:32.162	42.691	1:10.410	39.061	242.2	41:06.952
14	1	2:32.437	42.970	1:10.006	39.461	208.9	43:39.389
15	1	2:39.093	42.785	1:12.398	43.910	239.5	46:18.482

94		QSR Racing School		Porsche 991			
1.Rodrigue GILLION				1			
2.John MAURO							
1	2	10:53.031	8:10.889	1:44.282	57.860	133.3	10:53.031
2	2	3:20.747	1:00.383	1:30.255	50.109	160.5	14:13.778
3	2	4:50.357	2:39.856	1:24.425	46.076	170.9	19:04.135
4	2	2:53.007	47.848	1:19.626	45.533	189.5	21:57.142
5	2	6:01.538	3:48.630	1:24.952	47.956	164.1	27:58.680
6	2	3:01.733	51.189	1:23.524	47.020	150.0	31:00.413
7	2	3:01.333	49.460	1:25.381	46.492	177.6	34:01.746
8	2	2:59.800	49.203	1:24.393	46.204	188.2	37:01.546
9	2	2:58.492	49.197	1:21.965	47.330	206.5	40:00.038
10	2	2:57.693	48.645	1:21.740	47.308	210.1	42:57.731
11	2	3:08.215 B	47.754	1:21.712	58.749	195.7	46:05.946

98		Krafft Racing		Norma M20 FC			
1.Max BORTOLAMI				2			
2.David CRISTINI							
1	1	3:04.435	1:03.596	1:20.158	40.681	151.9	3:04.435
2	1	2:42.022	42.573	1:04.775	54.674	238.4	5:46.457
3	1	2:28.484	42.410	1:06.527	39.547	216.0	8:14.941
4	1	2:27.064	41.835	1:06.577	38.652	243.2	10:42.005
5	1	2:24.734	41.412	1:05.127	38.195	244.3	13:06.739
6	1	2:22.807	41.599	1:03.339	37.869	240.5	15:29.546
7	1	2:32.880	45.791	1:08.264	38.825	189.5	18:02.426
8	1	4:23.704	2:38.206	1:06.685	38.813	225.5	22:26.130
9	1	2:24.912	42.551	1:04.326	38.035	237.4	24:51.042
10	1	2:23.987	42.582	1:03.700	37.705	237.4	27:15.029
11	1	2:29.239	46.121	1:05.038	38.080	234.3	29:44.268
12	1	2:28.411	42.326	1:06.990	39.095	237.4	32:12.679
13	1	2:31.121	42.552	1:06.141	42.428	237.4	34:43.800
14	1	2:30.517	41.898	1:08.133	40.486	240.5	37:14.317
15	1	2:26.833	42.000	1:05.539	39.294	238.9	39:41.150
16	1	2:26.751	42.289	1:06.299	38.163	239.5	42:07.901



BELCAR ENDURANCE CHAMPIONSHIP


SPA RACING FESTIVAL

FREE PRACTICE 2

Sector Analysis

■ Personal Best ■ Session Best B Crossing the finish line in pit lane

Lap	D	Time	Sector 1	Sector 2	Sector 3	T. Spd	Elapsed	Lap	D	Time	Sector 1	Sector 2	Sector 3	T. Spd	Elapsed
17	1	2:31.312	42.015	1:08.281	41.016	239.5	44:39.213	1	2	4:07.337	2:12.586	1:14.616	40.135	176.2	4:07.337
18	1	2:25.040	41.800	1:05.232	38.008	238.4	47:04.253	2	2	2:33.820	43.565	1:10.330	39.925	231.8	6:41.157
99 Belgium Racing Porsche 991 1. Dylan DERDAELE 2. Nicolas SAELENS															
1	1	4:08.448	2:13.669	1:15.132	39.647	181.5	4:08.448	3	2	2:30.871	41.649	1:10.199	39.023	243.8	9:12.028
2	1	2:30.540	42.347	1:09.310	38.883	250.6	6:38.988	4	2	2:31.920	43.002	1:10.039	38.879	238.4	11:43.948
3	1	2:27.235	41.094	1:08.254	37.887	247.7	9:06.223	5	2	2:29.698	41.506	1:08.902	39.290	249.4	14:13.646
4	1	2:26.867	41.156	1:07.895	37.816	247.1	11:33.090	6	2	2:29.428	41.877	1:09.088	38.463	253.5	16:43.074
5	1	2:26.507	40.782	1:07.526	38.199	260.2	13:59.597	7	1	5:49.143	3:53.409	1:15.235	40.499	192.9	22:32.217
6	1	2:25.149	40.621	1:06.838	37.690	260.2	16:24.746	8	1	2:36.177	44.264	1:11.580	40.333	235.8	25:08.394
7	2	5:16.209	3:25.334	1:11.623	39.252	178.2	21:40.955	9	1	2:33.737	43.180	1:11.153	39.404	223.1	27:42.131
8	2	2:30.021	41.886	1:09.283	38.852	238.9	24:10.976	10	1	2:45.633	42.745	1:12.269	50.619	236.8	30:27.764
9	2	2:28.770	41.383	1:09.059	38.328	240.5	26:39.746	11	1	5:49.583	3:57.217	1:11.781	40.585	192.9	36:17.347
10	2	2:30.801	41.581	1:09.759	39.461	245.5	29:10.547	12	1	2:34.131	43.609	1:10.526	39.996	245.5	38:51.478
11	2	2:29.480	41.184	1:09.468	38.828	246.6	31:40.027	13	1	2:33.710	43.157	1:10.529	40.024	253.5	41:25.188
12	2	2:33.956	44.261	1:11.049	38.646	224.1	34:13.983	14	1	2:35.105	42.282	1:10.308	42.515	254.1	44:00.293
13	2	2:30.789	41.327	1:10.296	39.166	250.0	36:44.772	15	1	2:33.531	43.138	1:10.560	39.833	230.3	46:33.824
14	2	2:32.290	41.837	1:11.559	38.894	248.3	39:17.062	254 QSR Racing School AMG Mercedes GT4 1. Jimmy DE BREUCKER 3. Kenneth HEYER 2. Yannick HOOGAARS							
15	2	2:30.200	41.396	1:09.528	39.276	248.8	41:47.262	1	1	6:08.578	3:52.016	1:28.834	47.728	130.1	6:08.578
111 Deldiche Racing by JDC Events Norma M20 FC 1. Luc DE COCK 3. Thomas PIESSENS 2. Tim JOOSEN															
1	2	3:05.534	1:07.413	1:17.623	40.498	191.8	3:05.534	2	1	2:49.028	48.288	1:17.656	43.084	194.9	8:57.606
2	2	2:24.766	42.043	1:04.829	37.894	239.5	5:30.300	3	1	2:44.558	46.179	1:15.384	42.995	225.9	11:42.164
3	2	2:22.322	41.440	1:03.566	37.316	243.2	7:52.622	4	1	2:42.564	45.667	1:14.284	42.613	225.9	14:24.728
4	2	4:27.898	2:45.928	1:04.601	37.369	235.8	12:20.520	5	1	4:52.316	2:57.815	1:13.044	41.457	227.4	19:17.044
5	2	2:20.112	40.536	1:02.730	36.846	246.6	14:40.632	6	1	2:39.499	45.469	1:12.493	41.537	225.0	21:56.543
6	2	2:30.981	42.331	1:08.479	40.171	243.8	17:11.613	7	1	2:39.504	45.027	1:13.160	41.317	220.4	24:36.047
7	2	6:13.275	4:30.160	1:05.977	37.138	232.8	23:24.888	8	1	2:37.915	44.647	1:11.758	41.510	240.0	27:13.962
8	2	2:25.390	43.472	1:04.779	37.139	228.3	25:50.278	9	1	2:41.770	47.530	1:12.693	41.547	216.0	29:55.732
9	2	2:20.655	40.628	1:02.527	37.500	247.1	28:10.933	10	1	5:29.909	3:31.202	1:15.593	43.114	213.4	35:25.641
10	2	2:31.853	40.268	1:05.364	46.221	250.0	30:42.786	11	1	2:44.819	46.310	1:16.739	41.770	236.3	38:10.460
11	2	9:19.754	7:38.154	1:04.387	37.213	233.8	40:02.540	12	1	2:40.325	45.840	1:13.021	41.464	241.1	40:50.785
12	2	2:25.731	45.542	1:02.717	37.472	237.4	42:28.271	13	1	2:40.109	45.548	1:13.298	41.263	237.9	43:30.894
13	2	2:21.981	41.821	1:03.034	37.126	241.1	44:50.252	14	1	2:40.619	45.135	1:13.934	41.550	237.9	46:11.513
14	2	2:22.013	41.627	1:03.228	37.158	243.8	47:12.265	369 Greensall Motorsport KTM 1. Nigel GREENSALL 2. Guner TURKMEN							
157 G&R Motorsport BMW M3 E46 1. Danny VAN DOSSELAER 3. Geert HOUTHOOFD 2. Karlo VAN DOSSELAER 4. Geert DIERCKX															
1	1	5:56.205	3:25.651	1:35.326	55.228	130.9	5:56.205	1	1	3:51.213	1:36.245	1:27.626	47.342	161.7	3:51.213
2	1	3:09.210	53.371	1:26.779	49.060	166.2	9:05.415	2	1	2:50.007	47.381	1:18.710	43.916	208.5	6:41.220
3	1	3:02.899	52.742	1:22.297	47.860	173.9	12:08.314	3	1	2:43.748	46.579	1:14.478	42.691	220.0	9:24.968
4	1	3:12.653	53.034	1:23.374	56.245	167.2	15:20.967	4	1	2:38.064	45.441	1:11.589	41.034	216.4	12:03.032
5	1	3:05.735	53.406	1:24.819	47.510	187.2	18:26.702	5	1	2:35.372	44.879	1:10.111	40.382	225.5	14:38.404
6	1	3:10.279	51.645	1:22.097	56.537	177.3	21:36.981	6	1	2:35.565	44.807	1:09.632	41.126	223.6	17:13.969
7	1	4:39.636	2:31.672	1:21.319	46.645	185.6	26:16.617	7	1	5:16.059	3:12.699	1:19.657	43.703	198.2	22:30.028
8	1	2:58.853	52.206	1:20.384	46.263	199.6	29:15.470	8	1	2:43.141	47.086	1:14.226	41.829	214.3	25:13.169
9	1	2:59.459	49.999	1:23.691	45.769	196.7	32:14.929	9	1	2:43.539	45.660	1:15.775	42.104	227.4	27:56.708
10	1	2:55.398	49.807	1:20.067	45.524	209.3	35:10.327	911 Speedlover Porsche 991 1. Jean-Pierre VERHOEVEN 2. Jaxon VERHOEVEN							
11	1	2:59.076	53.756	1:19.681	45.639	197.4	38:09.403	1	1	4:22.376	1:43.113	1:46.943	52.320	106.8	4:22.376
12	1	2:57.672	52.793	1:19.366	45.513	185.9	41:07.075	2	1	2:41.941	46.568	1:15.184	40.189	237.4	7:04.317
13	1	2:56.232	50.961	1:19.196	46.075	196.4	44:03.307	3	1	2:35.935	43.104	1:11.717	41.114	246.6	9:40.252
14	1	2:54.795	49.829	1:20.118	44.848	210.1	46:58.102	4	1	2:35.011	43.048	1:12.743	39.220	205.3	12:15.263
191 PG Motorsport Porsche 991 1. Thijs HEEZEN 2. Jos MENTEN															
1	1	4:22.376	1:43.113	1:46.943	52.320	106.8	4:22.376	5	1	2:33.151	43.597	1:10.631	38.923	243.2	14:48.414
2	1	2:41.941	46.568	1:15.184	40.189	237.4	7:04.317	6	1	2:33.600	42.558	1:10.414	40.628	240.5	17:22.014
3	1	2:35.935	43.104	1:11.717	41.114	246.6	9:40.252	7	1	2:35.339	43.024	1:09.984	42.331	247.7	19:57.353
4	1	2:35.011	43.048	1:12.743	39.220	205.3	12:15.263	8	1	5:45.511	3:45.920	1:18.330	41.261	85.8	25:42.864
5	1	2:33.151	43.597	1:10.631	38.923	243.2	14:48.414	9	1	2:37.381	44.181	1:13.053	40.147	218.6	28:20.245
6	1	2:33.600	42.558	1:10.414	40.628	240.5	17:22.014	10	1	2:37.979	44.063	1:11.830	42.086	214.3	30:58.224
7	1	2:35.339	43.024	1:09.984	42.331	247.7	19:57.353								
8	1	5:45.511	3:45.920	1:18.330	41.261	85.8	25:42.864								
9	1	2:37.381	44.181	1:13.053	40.147	218.6	28:20.245								
10	1	2:37.979	44.063	1:11.830	42.086	214.3	30:58.224								



BELCAR ENDURANCE CHAMPIONSHIP

SPA RACING FESTIVAL

FREE PRACTICE 2


Sector Analysis

■ Personal Best ■ Session Best B Crossing the finish line in pit lane

Lap	D	Time	Sector 1	Sector 2	Sector 3	T. Spd	Elapsed	Lap	D	Time	Sector 1	Sector 2	Sector 3	T. Spd	Elapsed
11	1	2:35.956	43.399	1:12.542	40.015	220.4	33:34.180								
12	1	2:37.925	43.710	1:14.538	39.677	181.8	36:12.105								
13	1	2:41.610	50.768	1:11.097	39.745	206.1	38:53.715								
14	1	2:32.914	43.131	1:10.210	39.573	224.1	41:26.629								
15	1	2:33.060	42.825	1:09.861	40.374	230.8	43:59.689								
16	1	2:32.300	42.785	1:10.181	39.334	236.3	46:31.989								

991	No Speed Limit			Porsche 991
	1.Fred BOUVY	3.Damien COENS		1
	2.Simon TOURNEUR			

1	1	3:14.522	1:17.709	1:16.360	40.453	189.5	3:14.522
2	1	2:32.549	42.455	1:08.822	41.272	242.2	5:47.071
3	1	2:26.989	41.337	1:06.693	38.959	259.0	8:14.060
4	1	2:26.388	41.199	1:06.606	38.583	259.6	10:40.448
5	1	2:40.458 B	41.721	1:11.347	47.390	237.9	13:20.906
6	1	4:53.731	2:57.286	1:16.665	39.780	197.4	18:14.637
7	1	2:32.229	42.816	1:10.158	39.255	241.1	20:46.866
8	1	2:32.785	42.439	1:10.947	39.399	225.0	23:19.651



BELCAR ENDURANCE CHAMPIONSHIP

SPA RACING FESTIVAL

QUALIFYING

Final Classification

Nr. Drivers	Team	Car	Cl	Time	Lap Total	Gap	Kph
1 111 L. DE COCK / T. JOENSEN / T. PIESSENS	Deldiche Racing by JDC Events	Norma M20 FC	2	2:20.144	17 21	-	179.9
2 1 D. HOUTHOOFT / F. BOUILLON / K. COOLS	Aqua Protect Racing Team	Norma M20 FC	2	2:20.304	17 22	+0.160 +0.160	179.7
3 2 F. THIERS / H. THIERS / J. VAN HOOYDONK / G. MAGNUS	Russel Racing by DVB Racing	Norma M20 FC	2	2:20.394	7 12	+0.250 +0.090	179.6
4 9 F. KIRMANN / D. KIRMANN	Krafft Racing	Norma M20 FC	2	2:20.464	10 23	+0.320 +0.070	179.5
5 14 G. OLIVA / J. Abbott	Autosport Sorrento	Ligier JS53 Evo2	2	2:21.826	18 22	+1.682 +1.362	177.8
6 98 M. BORTOLAMI / D. CRISTINI	Krafft Racing	Norma M20 FC	2	2:22.467	6 18	+2.323 +0.647	177.0
7 62 B. SEMOULIN / F. SEMOULIN	Semespeed	Lamborghini Supertrofeo Evo	1	2:23.429	5 14	+3.285 +0.962	175.8
8 99 D. DERDAELE / N. SAELENS	Belgium Racing	Porsche 991	1	2:23.516	19 19	+3.372 +0.087	175.7
9 24 T. BOONEN / B. LONGIN	PK Carsport	Porsche 991	1	2:24.942	15 16	+4.798 +1.426	174.0
10 77 P. ENGELEN	Domec Racing	Radical RXC	1	2:25.269	6 16	+5.125 +0.327	173.6
11 8 X. STEVENS / K. WAUTERS / K. WAUTERS	Independent Motorsports	Porsche 991	1	2:25.476	13 19	+5.332 +0.207	173.3
12 191 T. HEEZEN / J. MENTEN	PG Motorsport	Porsche 991	1	2:26.753	7 20	+6.609 +1.277	171.8
13 44 M. PAMPEL / M. DOUBEK	Belgium Driver Academy vzw	Wolf GB08	2	2:27.585	17 21	+7.441 +0.832	170.8
14 68 M. Fenzl / C. Fenzl / S. BRINTZINGER	T2 Racing	Lieger Js53 Evo 2	2	2:28.713	19 22	+8.569 +1.128	169.5
15 7 T. VAN ROMPUY / E. QVICK	VR Racing Qvick Motors	BMW M2 MARC V8	1	2:28.786	8 19	+8.642 +0.073	169.5
16 3 G. VERHEYEN / C. MATTHEUS / P. DECURTINS	Speedlover	Porsche 991	1	2:28.965	15 16	+8.821 +0.179	169.3
17 911 J. VERHOEVEN / J. VERHOEVEN	Speedlover	Porsche 991	1	2:29.384	15 15	+9.240 +0.419	168.8
18 21 S. VANBELLINGEN / W. WIJZES	Comporex Racing by EMG Motorsport	Porsche 991	1	2:30.102	6 11	+9.958 +0.718	168.0
19 11 S. LONGIN / J. HUYGENS / M. BATTRYN	PG Motorsport	Porsche Cayman GT4	3	2:31.935	15 18	+11.791 +1.833	166.0
20 369 N. GREENSALL / G. TURKMEN	Greensall Motorsport	KTM	1	2:32.005	6 19	+11.861 +0.070	165.9
21 12 W. MEIJER / K. BULTYNCK / L. BRANCKAERTS	VGL Racing	Saker RAPX	3	2:33.283	6 15	+13.139 +1.278	164.5
22 30 N. VAN DIERENDONCK / J. VAN NERUM / F. TEUNIKENS	Selleslagh Racing Team	AMG Mercedes GT4	3	2:33.469	7 10	+13.325 +0.186	164.3
23 31 W. SPINOY / .	Selleslagh Racing Team	AMG Mercedes GT4	3	2:33.682	12 19	+13.538 +0.213	164.1
24 64 K. DE WIT	KDW Racing	BMW M4 GT4	3	2:34.931	9 10	+14.787 +1.249	162.7
25 94 R. GILLION / J. MAURO	QSR Racing School	Porsche 991	1	2:38.112	16 18	+17.968 +3.181	159.5
26 157 D. VAN DOSSELAER / K. VAN DOSSELAER / G. HOUTHOOFT / G. DIERCKX	G&R Motorsport	BMW M3 E46	4	2:47.730	4 16	+27.586 +9.618	150.3
27 123 M. ROSKAM / D. VAN DE VELDE / T. DE MUL	RBC Race Team	Saker RAPX	3	2:49.532	9 16	+29.388 +1.802	148.7
28 300 R. VAN DE WATER / E. BEYERS / N. VANGEEL / P. DECKERS	VDW Motorsport	BMW Z3 M	4	2:50.913	17 18	+30.769 +1.381	147.5
29 39 R. VAN ASCH / W. VERWIMP / J. VERMEULEN	R&J Racing	BMW M3	4	2:51.949	12 18	+31.805 +1.036	146.6
30 70 J. LAMMENS / D. SUFFELEERS / K. HEIRMAN	AR Performance	BMW E90 325i	5	2:56.749	4 16	+36.605 +4.800	142.7
31 69 N. HERMANS / C. BAETEN / O. HERTSENS	AR Performance	BMW E90 325i	5	2:56.767	10 19	+36.623 +0.018	142.6
32 57 J. UYLENBROECK / L. JANSSENS / J. DE BREUCKER	QSR Racing School	BMW 325i	5	2:56.963	18 18	+36.819 +0.196	142.5
33 42 A. CASCATAU / N. DE KERPEL / J. HESELS	BMW Team Der Horst	BMW 325i	5	2:57.405	7 19	+37.261 +0.442	142.1

Max. qual. time: 3:02.187

5 J. MORROW / C. WAUTERS / R. VAN BELLE / E. WOUTERS	ORACLE TSL	Radical RS5	2	23:42.460	2 2		17.7
16 D. VANMOL	Vanmol Denis	Ginetta G55	1			6	
17 K. QVICK / S. TAVERNIER / F. SELS	De Verdelger	BMW 123D	4				
254 J. DE BREUCKER / Y. HOOGAARS / K. HEYER	QSR Racing School	AMG Mercedes GT4	3			19	
991 F. BOUVY / S. TOURNEUR / D. COENS	No Speed Limit	Porsche 991	1				


Fastest Lap Lap 17 Tim JOOSEN **2:20.144** 179.9 Kph

CAR 9 AND 111 SOME TIMES DELETED (BELOW 2:20')
 CAR 7 - 11 - 12 - 21 - 24 - 31 - 42 - 64 - 69 - 94 - 99 - 111 - 191 AND 911 SOME LAPS DELETED DUE TO TRACK LIMITS
 CARS 11 AND 99 BEST LAP TIME DELETED DUE TO RACE CONTROL DECISIONS
 CARS 16 AND 254 ALL TIMES DELETED DUE TO TECHNICAL REPORT

Published at:

Track Status: **DRY**

Race Director	Stewards	Timekeeper: Xavi Lozano JOB-0057-CAT
----------------------	-----------------	---




BELCAR ENDURANCE CHAMPIONSHIP

SPA RACING FESTIVAL

QUALIFYING

Best Sector Times


SECTOR 1			SECTOR 2			SECTOR 3			Pos	Team	Cl	Ideal Lap	Best Lap
Pos	Driver	Time	Driver	Time	Driver	Time	Pos	Team					
1	62 B.SEMOULIN	39.979	1 D.HOUTHOOFD	1:00.496	111 T.JOOSSEN	36.752	1	111 Deldiche Racing by JDC Events	2	2:18.137	2:20.144	(1)	
2	99 D.DERDAELE	40.131	111 T.JOOSSEN	1:00.647	99 D.DERDAELE	37.167	2	9 Krafft Racing	2	2:19.763	2:20.464	(4)	
3	111 T.JOOSSEN	40.738	9 F.KIRMANN	1:00.849	62 B.SEMOULIN	37.224	3	1 Aqua Protect Racing Team	2	2:19.794	2:20.304	(2)	
4	8 K.WAUTERS	41.012	2 G.MAGNUS	1:00.950	2 G.MAGNUS	37.255	4	2 Russel Racing by DVB Racing	2	2:20.228	2:20.394	(3)	
5	191 J.MENTEN	41.135	14 G.OLIVA	1:01.560	9 F.KIRMANN	37.392	5	14 Autosport Sorrento	2	2:21.336	2:21.826	(5)	
6	24 T.BOONEN	41.154	98 M.BORTOLAMI	1:02.865	1 D.HOUTHOOFD	37.504	6	98 Krafft Racing	2	2:22.087	2:22.467	(6)	
7	98 M.BORTOLAMI	41.254	44 M.DOUBEK	1:03.536	24 T.BOONEN	37.604	7	62 Semespeed	1	2:22.841	2:23.429	(7)	
8	9 F.KIRMANN	41.522	77 P.ENGELEN	1:05.103	8 K.WAUTERS	37.647	8	99 Belgium Racing	1	2:22.928	2:23.516	(8)	
9	7 T.VAN ROMPUY	41.557	99 D.DERDAELE	1:05.630	98 M.BORTOLAMI	37.968	9	77 Domec Racing	1	2:24.902	2:25.269	(10)	
10	77 P.ENGELEN	41.587	62 B.SEMOULIN	1:05.638	14 G.OLIVA	37.982	10	24 PK Carsport	1	2:24.912	2:24.942	(9)	
11	1 D.HOUTHOOFD	41.794	68 S.BRINTZINGER	1:05.888	191 J.MENTEN	38.174	11	8 Independent Motorsports	1	2:24.977	2:25.476	(11)	
12	14 G.OLIVA	41.794	24 T.BOONEN	1:06.154	77 P.ENGELEN	38.212	12	191 PG Motorsport	1	2:26.753	2:26.753	(12)	
13	3 P.DECURTINS	41.961	8 K.WAUTERS	1:06.318	911 J.VERHOEVEN	38.558	13	44 Belgium Driver Academy vzw	2	2:27.451	2:27.585	(13)	
14	2 G.MAGNUS	42.023	191 J.MENTEN	1:07.444	7 T.VAN ROMPUY	38.810	14	68 T2 Racing	2	2:27.948	2:28.713	(14)	
15	911 J.VERHOEVEN	42.051	12 L.BRANCKAERTS	1:07.898	68 S.BRINTZINGER	38.853	15	7 VR Racing Qvick Motors	1	2:28.436	2:28.786	(15)	
16	21 W.WIJTZES	42.205	3 P.DECURTINS	1:07.908	21 W.WIJTZES	38.868	16	3 Speedlover	1	2:28.825	2:28.965	(16)	
17	68 S.BRINTZINGER	42.207	7 T.VAN ROMPUY	1:08.069	3 P.DECURTINS	38.956	17	911 Speedlover	1	2:28.897	2:29.384	(17)	
18	11 S.LONGIN	43.310	369 N.GREENSALL	1:08.127	11 S.LONGIN	39.335	18	21 Comporex Racing by EMG Motorsport	1	2:29.899	2:30.102	(18)	
19	254 J.DE BREUCKER	43.368	911 J.VERHOEVEN	1:08.288	254 J.DE BREUCKER	39.489	19	11 PG Motorsport	3	2:31.418	2:31.935	(20)	
20	64 K.DE WIT	43.756	254 J.DE BREUCKER	1:08.698	44 M.DOUBEK	39.577	20	254 QSR Racing School	3	2:31.555	2:31.555	(19)	
21	94 J.MAURO	43.777	11 S.LONGIN	1:08.773	369 N.GREENSALL	39.950	21	369 Greensall Motorsport	1	2:32.005	2:32.005	(21)	
22	369 N.GREENSALL	43.928	21 W.WIJTZES	1:08.826	64 K.DE WIT	40.103	22	12 VGL Racing	3	2:33.132	2:33.283	(22)	
23	31	44.048	30 F.TEUNKENS	1:08.922	30 F.TEUNKENS	40.217	23	30 Selleslagh Racing Team	3	2:33.197	2:33.469	(23)	
24	30 F.TEUNKENS	44.058	31 W.SPINOY	1:09.069	31	40.284	24	31 Selleslagh Racing Team	3	2:33.401	2:33.682	(24)	
25	44 M.DOUBEK	44.338	64 K.DE WIT	1:09.909	12 L.BRANCKAERTS	40.411	25	64 KDW Racing	3	2:33.768	2:34.931	(25)	
26	12 L.BRANCKAERTS	44.823	94 J.MAURO	1:12.827	94 J.MAURO	41.195	26	94 QSR Racing School	1	2:37.799	2:38.112	(26)	
27	157 D.VAN DOSSELAER	47.976	157 D.VAN DOSSELAER	1:15.711	123 M.ROSKAM	43.494	27	157 G&R Motorsport	4	2:47.447	2:47.730	(27)	
28	123 M.ROSKAM	48.246	123 M.ROSKAM	1:16.141	157 D.VAN DOSSELAER	43.760	28	123 RBC Race Team	3	2:47.881	2:49.532	(28)	
29	300 P.DECKERS	48.651	39 J.VERMEULEN	1:16.481	300 P.DECKERS	44.512	29	300 VDW Motorsport	4	2:50.801	2:50.913	(29)	
30	39 J.VERMEULEN	50.208	300 P.DECKERS	1:17.638	39 J.VERMEULEN	45.260	30	39 R&J Racing	4	2:51.949	2:51.949	(30)	
31	16 D.VANMOL	51.327	57 L.JANSSENS	1:17.657	16 D.VANMOL	46.155	31	57 QSR Racing School	5	2:56.043	2:56.963	(33)	
32	70 D.SUFFELEERS	51.384	69 C.BAETEN	1:18.024	57 L.JANSSENS	46.183	32	69 AR Performance	5	2:56.092	2:56.767	(32)	
33	69 C.BAETEN	51.609	70 D.SUFFELEERS	1:18.611	42 A.CASCATAU	46.424	33	70 AR Performance	5	2:56.601	2:56.749	(31)	
34	42 A.CASCATAU	51.868	42 A.CASCATAU	1:18.985	69 C.BAETEN	46.459	34	42 BMW Team Der Horst	5	2:57.277	2:57.405	(34)	
35	57 L.JANSSENS	52.203	16 D.VANMOL	1:20.157	70 D.SUFFELEERS	46.606	35	16 Vanmol Denis	1	2:57.639	2:57.883	(35)	
36	5 J.MORROW	56.634	5 J.MORROW	1:39.244	5 J.MORROW	1:06.582	36	5 ORACLE TSL	2	3:42.460	3:42.460	(36)	



BELCAR ENDURANCE CHAMPIONSHIP SPA RACING FESTIVAL QUALIFYING

Best Top Speeds

Team	Car	Class	Top Speed Driver	Top 1		Top 2		Top 3		Top 4		Top 5	
				Kph	Lap	Kph	Lap	Kph	Lap	Kph	Lap	Kph	Lap
62 Semespeed	Lamborghini Supertrofeo Evo	1	B. SEMOULIN	270.7	14	270.7	5	269.3	13	269.3	10	266.0	8 269,2
8 Independent Motorsports	Porsche 991	1	K. WAUTERS	262.1	5	260.2	13	259.0	3	258.4	4	257.8	12 259,5
24 PK Carsport	Porsche 991	1	T. BOONEN	260.2	10	259.0	11	258.4	15	256.5	14	251.2	12 257,1
99 Belgium Racing	Porsche 991	1	D. DERDAELE	260.2	10	260.2	9	255.9	7	255.3	19	252.3	18 256,8
191 PG Motorsport	Porsche 991	1	J. MENTEN	257.1	7	257.1	5	255.9	15	254.1	14	252.3	3 255,3
21 Comporex Racing by EMG Motorsport	Porsche 991	1	W. WIJZES	256.5	6	255.9	11	253.5	10	252.9	7	250.6	9 253,9
3 Speedlover	Porsche 991	1	P. DECURTINS	255.3	16	253.5	15	252.9	14	247.1	9	246.0	6 251,0
911 Speedlover	Porsche 991	1	J. VERHOEVEN	252.3	11	252.3	7	251.7	6	250.6	5	248.8	4 251,1
7 VR Racing Qvick Motors	BMW M2 MARC V8	1	T. VAN	248.8	14	240.0	10	239.5	9	238.9	13	236.8	15 240,8
77 Domec Racing	Radical RXC	1	P. ENGELEN	248.3	15	246.0	8	244.3	7	243.8	6	243.2	3 245,1
94 QSR Racing School	Porsche 991	1	J. MAURO	247.7	17	233.3	15	232.3	14	222.2	6	221.3	16 231,4
111 Deldiche Racing by JDC Events	Norma M20 FC	2	T. PIESSENS	246.6	7	244.3	18	243.8	10	243.2	8	243.2	6 244,2
30 Selleslagh Racing Team	AMG Mercedes GT4	3	F. TEUNKENS	245.5	5	244.9	6	243.8	4	243.2	3	243.2	8 244,1
31 Selleslagh Racing Team	AMG Mercedes GT4	3	W. SPINOY	244.9	13	243.2	16	243.2	17	242.7	18	242.7	11 243,3
98 Krafft Racing	Norma M20 FC	2	M. BORTOLAMI	244.3	2	241.1	4	240.0	3	240.0	9	239.5	6 241,0
254 QSR Racing School	AMG Mercedes GT4	3	J. DE	243.8	8	243.2	7	241.6	18	241.6	12	241.6	4 242,4
11 PG Motorsport	Porsche Cayman GT4	3	S. LONGIN	243.2	15	242.7	17	242.2	10	242.2	11	241.1	9 242,3
64 KDW Racing	BMW M4 GT4	3	K. DE WIT	243.2	10	243.2	9	239.5	6	238.9	3	238.4	4 240,6
9 Krafft Racing	Norma M20 FC	2	F. KIRMANN	239.5	7	237.9	8	236.8	9	235.8	11	235.8	5 237,2
14 Autosport Sorrento	Ligier JS53 Evo2	2	G. OLIVA	238.9	20	238.4	17	237.9	7	236.3	5	235.8	19 237,5
1 Aqua Protect Racing Team	Norma M20 FC	2	D. HOUTHOOFT	235.3	17	234.8	10	234.8	15	234.3	21	234.3	11 234,7
2 Russel Racing by DVB Racing	Norma M20 FC	2	G. MAGNUS	235.3	6	234.8	7	211.8	5	188.2	3	180.9	11 210,2
68 T2 Racing	Lieger Js53 Evo 2	2	S.	235.3	20	234.8	22	233.8	16	232.8	5	232.8	6 233,9
369 Greensall Motorsport	KTM	1	N. GREENSALL	232.3	6	231.8	5	230.3	4	229.3	3	228.8	19 230,5
12 VGL Racing	Saker RAPX	3	L.	222.2	3	221.8	6	221.3	7	218.2	13	217.3	12 220,2
44 Belgium Driver Academy vzw	Wolf GB08	2	M. DOUBEK	220.0	6	219.1	5	218.6	19	218.6	4	218.2	3 218,9
123 RBC Race Team	Saker RAPX	3	M. ROSKAM	218.2	5	208.5	10	206.1	8	198.9	9	197.1	6 205,8
300 VDW Motorsport	BMW Z3 M	4	P. DECKERS	214.3	16	210.1	18	209.3	12	208.1	4	206.9	17 209,7
39 R&J Racing	BMW M3	4	J. VERMEULEN	206.9	12	204.2	10	204.2	11	203.0	8	193.5	6 202,4
157 G&R Motorsport	BMW M3 E46	4	D. VAN	206.1	5	203.4	4	197.4	3	195.7	9	189.8	7 198,5
69 AR Performance	BMW E90 325i	5	C. BAETEN	204.2	9	203.4	4	203.0	3	202.2	18	201.5	8 202,9
16 Vanmol Denis	Ginetta G55	1	D. VANMOL	202.2	6	196.4	2	195.7	5	187.5	3	180.3	4 192,4
42 BMW Team Der Horst	BMW 325i	5	A. CASCATAU	201.5	5	200.7	6	200.4	7	199.6	3	199.3	4 200,3
70 AR Performance	BMW E90 325i	5	D. SUFFELEERS	199.6	4	198.5	3	198.2	8	196.7	7	196.0	2 197,8
57 QSR Racing School	BMW 325i	5	L. JANSSENS	195.3	18	194.2	17	193.9	11	193.2	16	192.5	14 193,8
5 ORACLE TSL	Radical RS5	2	J. MORROW	100.5	2	97.2	1						98,9
991 No Speed Limit	Porsche 991	1											
17 De Verdelder	BMW 123D	4											




BELCAR ENDURANCE CHAMPIONSHIP

SPA RACING FESTIVAL

QUALIFYING

Fastest Lap Sequence

Practice Time	Team	Car	Class	Driver	Time	Kph	
5:16.843	9 Krafft Racing	Norma M20 FC	2	François KIRMANN	2:22.856	176.5	2
7:27.278	111 Deldiche Racing by JDC Events	Norma M20 FC	2	Tim JOOSEN	2:20.651	179.3	3
21:39.818	2 Russel Racing by DVB Racing	Norma M20 FC	2	Gilles MAGNUS	2:20.501	179.5	3
24:00.212	2 Russel Racing by DVB Racing	Norma M20 FC	2	Gilles MAGNUS	2:20.394	179.6	4
46:23.771	1 Aqua Protect Racing Team	Norma M20 FC	2	David HOUTHOOFD	2:20.304	179.7	17
49:04.485	111 Deldiche Racing by JDC Events	Norma M20 FC	2	Tim JOOSEN	2:20.144	179.9	8



BELCAR ENDURANCE CHAMPIONSHIP


SPA RACING FESTIVAL

QUALIFYING

Sector Analysis

■ Personal Best ■ Session Best ■ Crossing the finish line in pit lane

Lap	D	Time	Sector 1	Sector 2	Sector 3	T. Spd	Elapsed	Lap	D	Time	Sector 1	Sector 2	Sector 3	T. Spd	Elapsed
1 Aqua Protect Racing Team 1. David HOUTHOOFF 3. Kris COOLS 2. François BOUILLON								Norma M20 FC 2							
1	1	4:03.024	2:05.840	1:14.032	43.152	206.9	4:03.024	15	3	2:28.965	42.038	1:07.908	39.019	253.5	52:40.046
2	1	2:34.137	45.027	1:06.885	42.225	222.2	6:37.161	16	3	2:29.122	41.961	1:08.205	38.956	255.3	55:09.168
3	1	2:30.346	44.228	1:06.838	39.280	227.4	9:07.507	5 ORACLE TSL 1. Jamie MORROW 3. Raf VAN BELLE 2. Cédric WAUTERS 4. Eric WOUTERS							
4	1	2:28.922	43.162	1:06.408	39.352	228.8	11:36.429	1	1	4:31.470	1:36.980	1:44.336	1:10.154	97.2	4:31.470
5	1	2:26.747	43.236	1:04.456	39.055	230.3	14:03.176	2	1	23:42.460	...	1:39.244	1:06.582	100.5	28:13.930
6	1	2:30.373	44.816	1:05.209	40.348	226.9	16:33.549	7 VR Racing Qvick Motors 1. Tom VAN ROMPUY 2. Erik QVICK							
7	1	6:02.366	4:23.429	1:00.798	38.139	224.1	22:35.915	1	2	3:21.451	1:09.597	1:26.793	45.061	142.3	3:21.451
8	1	2:22.339	42.365	1:02.042	37.932	233.3	24:58.254	2	2	2:39.531	44.455	1:14.118	40.958	194.9	6:00.982
9	1	2:21.409	42.225	1:01.475	37.709	232.8	27:19.663	3	2	2:32.992	42.816	1:10.343	39.833	219.5	8:33.974
10	1	2:21.099	42.395	1:01.200	37.504	234.8	29:40.762	4	2	2:31.014	42.354	1:09.523	39.137	223.1	11:04.988
11	1	2:21.159	41.851	1:01.650	37.658	234.3	32:01.921	5	2	2:35.525	43.300	1:12.247	39.978	187.2	13:40.513
12	1	2:35.095	41.794	1:07.304	45.997	222.2	34:37.016	6	1	5:03.487	3:14.724	1:09.233	39.530	220.0	18:44.000
13	1	2:20.746	42.129	1:01.065	37.552	231.8	36:57.762	7	1	2:31.512	42.547	1:08.962	40.003	219.5	21:15.512
14	1	2:20.617	42.076	1:00.975	37.566	229.8	39:18.379	8	1	2:28.786	41.907	1:08.069	38.810	230.3	23:44.298
15	1	2:20.486	42.187	1:00.496	37.803	234.8	41:38.865	9	1	2:29.173	41.639	1:08.096	39.438	239.5	26:13.471
16	1	2:24.602	42.161	1:02.637	39.804	231.3	44:03.467	10	1	2:29.353	41.557	1:08.267	39.529	240.0	28:42.824
17	1	2:20.304	41.816	1:00.878	37.610	235.3	46:23.771	11	1	4:10.160	2:15.018	1:12.054	43.088	215.6	32:52.984
18	1	4:37.235	2:55.046	1:03.985	38.204	222.2	51:01.006	12	1	2:30.301	42.456	1:09.009	38.836	235.3	35:23.285
19	1	2:23.526	42.423	1:02.935	38.168	229.3	53:24.532	13	1	2:33.677	44.214	1:10.328	39.135	238.9	37:56.962
20	1	2:24.347	42.856	1:02.740	38.751	227.8	55:48.879	14	1	2:30.109	41.827	1:09.010	39.272	248.8	40:27.071
21	1	2:22.990	42.135	1:02.905	37.950	234.3	58:11.869	15	1	2:30.014	42.049	1:08.848	39.117	236.8	42:57.085
22	1	2:24.952	42.240	1:03.526	39.186	232.3	1:00:36.821	16	1	2:35.940	41.998	1:11.674	42.268	216.4	45:33.025
2 Russel Racing by DVB Racing 1. Frank THIERS 3. Jeffrey VAN HOOYDONK 2. Hans THIERS 4. Gilles MAGNUS								Norma M20 FC 2							
1	3	3:19.605	1:10.238	1:22.662	46.705	155.6	3:19.605	8 Independent Motorsports 1. Xavier STEVENS 3. Koen WAUTERS 2. Kris WAUTERS							
2	3	2:47.255	46.721	1:14.849	45.685	178.2	6:06.860	1	3	2:53.755	54.587	1:17.178	41.990	173.1	2:53.755
3	3	2:47.944	49.370	1:13.039	45.535	188.2	8:54.804	2	3	2:33.457	43.007	1:11.013	39.437	237.9	5:27.212
4	4	5:42.474	3:49.408	1:09.408	43.658	173.4	14:37.278	3	3	2:26.848	41.498	1:07.177	38.173	259.0	7:54.060
5	4	4:42.039	3:01.543	1:02.341	38.155	211.8	19:19.317	4	3	2:26.225	41.141	1:07.000	38.084	258.4	10:20.285
6	4	2:20.501	42.023	1:00.950	37.528	235.3	21:39.818	5	3	2:25.839	41.378	1:06.814	37.647	262.1	12:46.124
7	4	2:20.394	42.109	1:01.030	37.255	234.8	24:00.212	6	3	4:43.635	2:48.236	1:15.038	40.361	174.2	17:29.759
8	1	5:37.812	3:39.236	1:12.702	45.874	178.8	29:38.024	7	3	2:32.315	42.923	1:09.917	39.475	236.3	20:02.074
9	1	2:56.681	50.999	1:14.439	51.243	165.4	32:34.705	8	3	2:29.040	41.774	1:08.414	38.852	246.6	22:31.114
10	2	4:57.747	3:01.904	1:10.889	44.954	176.5	37:32.452	9	3	2:28.360	41.877	1:07.720	38.763	249.4	24:59.474
11	2	2:51.335	50.671	1:15.630	45.034	180.9	40:23.787	10	3	2:29.410	42.276	1:08.544	38.590	244.9	27:28.884
12	2	2:47.463	51.180	1:10.528	45.755	174.5	43:11.250	11	3	4:10.051	2:21.572	1:09.731	38.748	205.3	31:38.935
3 Speedlover 1. Guy VERHEYEN 3. Pieder DECURTINS 2. Chris MATTHEUS								Porsche 991 1							
1	1	3:44.458	1:36.214	1:21.359	46.885	153.2	3:44.458	12	3	2:26.775	41.468	1:06.796	38.511	257.8	34:05.710
2	1	5:37.315	3:42.489	1:13.934	40.892	207.3	9:21.773	13	3	2:25.476	41.012	1:06.318	38.146	260.2	36:31.186
3	1	2:36.059	44.050	1:11.402	40.607	245.5	11:57.832	14	3	5:17.026	3:25.216	1:12.715	39.095	232.3	41:48.212
4	1	2:35.457	43.469	1:11.359	40.629	244.9	14:33.289	15	3	2:30.353	42.739	1:08.890	38.724	247.1	44:18.565
5	1	2:34.918	43.824	1:10.920	40.174	243.8	17:08.207	16	3	2:29.962	42.182	1:08.340	39.440	252.9	46:48.527
6	1	2:36.209	43.731	1:11.302	41.176	246.0	19:44.416	17	3	2:29.939	42.320	1:08.671	38.948	252.9	49:18.466
7	2	4:15.092	2:20.814	1:13.095	41.183	190.8	23:59.508	18	3	2:33.754	42.222	1:09.240	42.292	255.9	51:52.220
8	2	2:36.264	43.493	1:12.076	40.695	243.2	26:35.772	19	1	8:36.685	6:44.254	1:11.397	41.034	216.9	1:00:28.905
9	2	2:34.989	43.219	1:11.340	40.430	247.1	29:10.761	9 Krafft Racing 1. François KIRSMANN 2. Daniel KIRSMANN							
10	2	2:33.547	42.708	1:10.868	39.971	245.5	31:44.308	1	1	2:53.987	58.878	1:16.550	38.559	144.8	2:53.987
11	2	2:38.344	42.462	1:13.868	42.014	243.8	34:22.652	2	1	2:22.856	41.998	1:03.144	37.714	234.3	5:16.843
12	3	10:45.068	8:51.095	1:14.315	39.658	213.0	45:07.720	3	1	2:22.317	42.023	1:02.813	37.481	233.8	7:39.160
13	3	2:33.162	43.934	1:09.347	39.881	240.0	47:40.882								
14	3	2:30.199	42.072	1:08.953	39.174	252.9	50:11.081								



BELCAR ENDURANCE CHAMPIONSHIP


SPA RACING FESTIVAL

QUALIFYING

Sector Analysis

■ Personal Best ■ Session Best B Crossing the finish line in pit lane

Lap	D	Time	Sector 1	Sector 2	Sector 3	T. Spd	Elapsed	Lap	D	Time	Sector 1	Sector 2	Sector 3	T. Spd	Elapsed
4	1	2:38.551	41.669	1:12.149	44.733	228.3	10:17.711	14	2	2:42.019	47.801	1:12.389	41.829	216.9	50:38.180
5	1	2:22.133	41.953	1:02.555	37.625	235.8	12:39.844	15	2	2:43.250	46.999	1:13.688	42.563	216.4	53:21.430
6	1	2:20.691	41.986	1:01.063	37.642	235.3	15:00.535	14 Autosport Sorrento Ligier JS53 Evo2							
7	1	2:19.851	41.522	1:00.849	37.480	239.5	17:20.386	1. Gaetano OLIVA							
8	1	2:23.062	42.199	1:02.116	38.747	237.9	19:43.448	2. James Abbott							
9	1	2:21.274	41.787	1:01.701	37.786	236.8	22:04.722	1	1	3:10.469	1:02.614	1:22.776	45.079	163.9	3:10.469
10	1	2:20.464	41.774	1:01.298	37.392	233.8	24:25.186	2	1	2:40.754	48.534	1:11.117	41.103	213.0	5:51.223
11	1	2:20.888	41.812	1:01.550	37.526	235.8	26:46.074	3	1	2:37.438	44.671	1:09.361	43.406	228.3	8:28.661
12	1	5:54.375	3:31.329	1:24.473	58.573	219.5	32:40.449	4	1	2:28.496	42.774	1:04.918	40.804	232.3	10:57.157
13	1	2:33.852	42.190	1:13.273	38.389	232.8	35:14.301	5	1	2:24.792	42.603	1:03.063	39.126	236.3	13:21.949
14	1	2:21.515	42.286	1:01.554	37.675	231.3	37:35.816	6	1	2:22.731	42.595	1:01.975	38.161	235.8	15:44.680
15	1	2:22.312	41.905	1:02.215	38.192	234.3	39:58.128	7	1	2:30.161	42.257	1:08.261	39.643	237.9	18:14.841
16	1	3:59.547	2:09.055	1:10.008	40.484	217.3	43:57.675	8	1	5:18.519	3:28.518	1:09.199	40.802	202.2	23:33.360
17	1	2:36.583	45.915	1:10.252	40.416	224.1	46:34.258	9	1	2:28.040	44.457	1:04.030	39.553	227.4	26:01.400
18	1	2:36.324	45.441	1:10.427	40.456	217.3	49:10.582	10	1	2:27.318	42.452	1:05.770	39.096	234.8	28:28.718
19	1	2:37.697	45.509	1:10.581	41.607	226.4	51:48.279	11	1	2:31.130	45.467	1:06.575	39.088	224.5	30:59.848
20	1	2:35.503	45.096	1:09.984	40.423	225.0	54:23.782	12	1	2:25.795	42.608	1:04.499	38.688	231.8	33:25.643
21	1	2:37.304	45.232	1:11.898	40.174	227.4	57:01.086	13	1	5:09.924	3:09.188	1:16.807	43.929	166.9	38:35.567
22	1	2:34.085	44.175	1:09.193	40.717	230.3	59:35.171	14	1	2:34.113	45.291	1:08.412	40.410	222.2	41:09.680
23	1	2:33.814	45.165	1:08.926	39.723	225.9	1:02:08.985	15	1	2:27.057	42.908	1:05.419	38.730	230.8	43:36.737
11 PG Motorsport Porsche Cayman GT4															
1. Stienes LONGIN 3. Marnik BATTERYN 3															
2. Johan HUYGENS															
1	1	3:54.608	1:55.050	1:16.705	42.853	176.5	3:54.608	16	1	2:24.162	42.364	1:01.869	39.929	234.3	46:00.899
2	1	2:39.508	45.749	1:12.147	41.612	234.3	6:34.116	17	1	2:31.177	41.794	1:06.617	42.766	238.4	48:32.076
3	1	2:36.592	44.706	1:11.281	40.605	237.9	9:10.708	18	1	2:21.826	42.284	1:01.560	37.982	233.8	50:53.902
4	1	2:41.211	44.614	1:11.680	44.917	239.5	11:51.919	19	1	2:36.103	42.130	1:09.230	44.743	235.8	53:30.005
5	1	2:36.073	44.560	1:10.760	40.753	238.4	14:27.992	20	1	2:38.377	42.364	1:11.442	44.571	238.9	56:08.382
6	1	2:36.285	44.696	1:10.447	41.142	239.5	17:04.277	21	1	2:22.057	42.196	1:01.714	38.147	234.3	58:30.439
7	1	2:36.281	44.632	1:11.059	40.590	238.4	19:40.558	22	1	2:32.241	44.298	1:07.739	40.204	223.1	1:01:02.680
8	1	5:25.508	3:24.798	1:19.184	41.526	180.6	25:06.066	16 Vanmol Denis Ginetta G55							
9	1	2:36.560	44.496	1:11.385	40.679	241.1	27:42.626	1. Denis VANMOL 1							
10	1	2:34.966	44.165	1:10.296	40.505	242.2	30:17.592	1	1	4:56.248	2:35.378	1:30.551	50.319	127.4	4:56.248
11	1	2:38.198	43.870	1:13.222	41.106	242.2	32:55.790	2	1	3:03.331	53.568	1:21.859	47.904	196.4	7:59.579
12	1	2:37.189	44.021	1:10.841	42.327	238.9	35:32.979	3	1	3:03.272	53.847	1:22.050	47.375	187.5	11:02.851
13	1	4:32.582	2:41.792	1:11.003	39.787	193.5	40:05.561	4	1	7:07.755	4:57.889	1:20.794	49.072	180.3	18:10.606
14	1	2:31.657	43.549	1:08.773	39.335	241.1	42:37.218	5	1	2:58.316	51.654	1:20.157	46.505	195.7	21:08.922
15	1	2:31.935	43.310	1:08.783	39.842	243.2	45:09.153	6	1	2:57.883	51.327	1:20.401	46.155	202.2	24:06.805
16	1	2:42.063	47.784	1:11.670	42.609	191.2	47:51.216	21 Comparex Racing by EMG Motorspc Porsche 991							
17	1	2:32.568	43.439	1:09.163	39.966	242.7	50:23.784	1. Steve VANBELLINGEN 1							
18	1	2:55.494	48.916	1:13.896	52.682	206.1	53:19.278	2. Wiebe WIJZES							
12 VGL Racing Saker RAPX															
1. Willem MEIJER 3															
2. Kurt BULTYNCK															
1	3	11:53.121	9:46.172	1:24.048	42.901	72.5	11:53.121	1	2	5:45.946	3:34.913	1:24.077	46.956	191.5	5:45.946
2	3	3:31.850	1:38.484	1:12.300	41.066	181.2	15:24.971	2	2	2:30.829	43.135	1:08.826	38.868	249.4	8:16.775
3	3	2:34.057	44.854	1:08.792	40.411	222.2	17:59.028	3	2	2:30.791	42.268	1:09.359	39.164	245.5	10:47.566
4	3	2:36.876	44.823	1:10.247	41.806	214.7	20:35.904	4	2	2:46.323	46.980	1:13.063	46.280	192.2	13:33.889
5	3	2:42.292	46.927	1:12.188	43.177	193.2	23:18.196	5	2	4:00.501	2:09.875	1:11.055	39.571	196.0	17:34.390
6	3	2:33.283	44.911	1:07.898	40.474	221.8	25:51.479	6	2	2:30.102	42.205	1:08.895	39.002	256.5	20:04.492
7	3	2:33.440	44.931	1:07.980	40.529	221.3	28:24.919	7	2	2:30.513	42.531	1:08.960	39.022	252.9	22:35.005
8	2	6:00.915	3:59.725	1:17.058	44.132	176.8	34:25.834	8	1	6:17.336	4:26.486	1:10.941	39.909	228.8	28:52.341
9	2	2:42.910	47.764	1:12.452	42.694	210.9	37:08.744	9	1	2:33.263	42.611	1:10.066	40.586	250.6	31:25.604
10	2	2:41.506	46.756	1:12.530	42.220	216.4	39:50.250	10	1	2:32.197	42.341	1:09.723	40.133	253.5	33:57.801
11	2	2:42.778	47.212	1:13.346	42.220	215.1	42:33.028	11	1	2:31.288	42.316	1:09.717	39.255	255.9	36:29.089
12	2	2:40.270	46.673	1:12.182	41.415	217.3	45:13.298	24 PK Carsport Porsche 991							
13	2	2:42.863	46.477	1:13.331	43.055	218.2	47:56.161	1. Tom BOONEN 1							
								2. Bert LONGIN							
1	1	3:17.818	1:07.352	1:24.616	45.850	146.9	3:17.818	1	1	2:43.777	44.897	1:15.665	43.215	171.4	6:01.595
2	1	2:43.777	44.897	1:15.665	43.215	171.4	6:01.595	3	1	4:22.940	2:22.373	1:17.315	43.252	194.6	10:24.535
3	1	4:22.940	2:22.373	1:17.315	43.252	194.6	10:24.535	4	1	2:35.164	43.205	1:11.464	40.495	233.3	12:59.699



BELCAR ENDURANCE CHAMPIONSHIP

SPA RACING FESTIVAL

QUALIFYING

Sector Analysis

■ Personal Best ■ Session Best B Crossing the finish line in pit lane

Lap	D	Time	Sector 1	Sector 2	Sector 3	T. Spd	Elapsed	Lap	D	Time	Sector 1	Sector 2	Sector 3	T. Spd	Elapsed
5	1	2:31.310	42.668	1:08.952	39.690	251.2	15:31.009	8	2	2:56.630	51.527	1:18.339	46.764	203.0	25:29.267
6	1	2:31.163	41.756	1:08.971	40.436	245.5	18:02.172	9	3	6:01.822	3:51.528	1:23.032	47.262	175.0	31:31.089
7	1	2:30.751	41.835	1:09.357	39.559	244.3	20:32.923	10	3	2:55.785	51.063	1:18.165	46.557	204.2	34:26.874
8	1	2:31.909	42.190	1:09.483	40.236	236.8	23:04.832	11	3	2:54.102	50.793	1:17.545	45.764	204.2	37:20.976
9	1	5:54.650	4:02.978	1:11.362	40.310	182.1	28:59.482	12	3	2:51.949	50.208	1:16.481	45.260	206.9	40:12.925
10	1	2:29.169	41.430	1:07.678	40.061	260.2	31:28.651	13	1	5:38.778	3:26.610	1:22.985	49.183	172.8	45:51.703
11	1	2:28.025	42.157	1:07.281	38.587	259.0	33:56.676	14	1	3:02.677	53.364	1:21.597	47.716	170.9	48:54.380
12	1	2:27.151	41.531	1:07.600	38.200	251.2	36:23.827	15	1	3:03.024	52.713	1:22.175	48.136	166.2	51:57.404
13	1	4:41.082	2:49.813	1:12.384	38.885	198.5	41:04.909	16	1	3:01.414	52.434	1:21.356	47.624	165.6	54:58.818
14	1	2:27.030	41.926	1:07.500	37.604	256.5	43:31.939	17	1	3:00.415	52.329	1:20.726	47.360	162.7	57:59.233
15	1	2:24.942	41.154	1:06.154	37.634	258.4	45:56.881	18	1	3:02.649	53.323	1:21.983	47.343	169.5	1:01:01.882
16	1	2:43.281	43.956	1:14.753	44.572	207.3	48:40.162								


30	Selleslagh Racing Team		AMG Mercedes GT4				
	1.Nicolas VAN DIERENDON3.Filip TEUNKENS		3				
2.Johan VANNERUM							
1	3	3:54.159	1:51.448	1:17.454	45.257	173.1	3:54.159
2	3	4:36.103	2:40.869	1:14.170	41.064	219.1	8:30.262
3	3	2:37.821	44.568	1:12.109	41.144	243.2	11:08.083
4	3	2:35.137	44.058	1:10.752	40.327	243.8	13:43.220
5	3	2:34.240	44.197	1:09.813	40.230	245.5	16:17.460
6	3	2:34.067	44.075	1:09.775	40.217	244.9	18:51.527
7	3	2:33.469	44.163	1:08.922	40.384	242.2	21:24.996
8	3	2:35.054	44.464	1:09.890	40.700	243.2	24:00.050
9	3	2:35.140	44.494	1:10.320	40.326	229.8	26:35.190
10	2	4:42.145	2:45.122	1:15.251	41.772	185.2	31:17.335

31	Selleslagh Racing Team		AMG Mercedes GT4				
	1.Wim SPINOY		3				
1	1	3:46.852	1:45.552	1:19.064	42.236	177.9	3:46.852
2	1	2:39.814	45.275	1:12.755	41.784	240.0	6:26.666
3	1	2:39.631	45.608	1:12.508	41.515	237.4	9:06.297
4	1	2:41.204	46.101	1:12.594	42.509	241.1	11:47.501
5	1	6:41.419	4:43.078	1:16.654	41.687	193.5	18:28.920
6	1	2:42.676	45.634	1:15.253	41.789	219.5	21:11.596
7	1	2:40.142	45.705	1:12.951	41.486	217.3	23:51.738
8	1	2:37.244	45.432	1:10.839	40.973	239.5	26:28.982
9	1	2:38.824	45.742	1:11.566	41.516	236.8	29:07.806
10	1	4:17.163	2:22.877	1:11.107	43.179	225.5	33:24.969
11	1	2:34.594	44.133	1:09.831	40.630	242.7	35:59.563
12	1	2:33.682	44.158	1:09.069	40.455	241.6	38:33.245
13	1	2:37.438	44.759	1:09.500	43.179	244.9	41:10.683
14	1	2:37.017	44.081	1:10.223	42.713	241.6	43:47.700
15	2	3:28.493	1:37.365	1:10.612	40.516	224.1	47:16.193
16	2	2:34.109	44.306	1:09.484	40.319	243.2	49:50.302
17	2	2:33.710	44.048	1:09.378	40.284	243.2	52:24.012
18	2	2:34.495	44.081	1:09.918	40.496	242.7	54:58.507
19	2	6:39.668	4:40.081	1:12.179	47.408	225.9	1:01:38.175

39	R&J Racing		BMW M3				
	1.Roland VAN ASCH		4				
2.Wim VERWIMP		3.Jurgen VERMEULEN					
1	2	4:13.675	1:48.545	1:33.305	51.825	127.7	4:13.675
2	2	3:06.637	52.664	1:24.895	49.078	173.4	7:20.312
3	2	3:04.750	52.908	1:22.755	49.087	190.5	10:25.062
4	2	3:03.405	53.421	1:21.565	48.419	184.6	13:28.467
5	2	3:04.903	53.794	1:23.051	48.058	192.2	16:33.370
6	2	3:00.103	52.472	1:20.223	47.408	193.5	19:33.473
7	2	2:59.164	51.433	1:20.041	47.690	192.9	22:32.637

42	BMW Team Der Horst		BMW 325i				
	1.Alex CASCATAU		5				
2.Niels DE KERPEL		3.Jeremy HESELS					
1	1	3:33.804	1:14.631	1:25.041	54.132	165.1	3:33.804
2	1	3:03.721	53.540	1:21.230	48.951	194.6	6:37.525
3	1	2:59.484	52.589	1:19.619	47.276	199.6	9:37.009
4	1	2:58.665	52.273	1:19.698	46.694	199.3	12:35.674
5	1	2:58.100	51.868	1:19.067	47.165	201.5	15:33.774
6	1	2:58.817	52.175	1:19.453	47.189	200.7	18:32.591
7	1	2:57.405	51.996	1:18.985	46.424	200.4	21:29.996
8	3	4:58.693	2:49.238	1:22.142	47.313	177.3	26:28.689
9	3	2:59.484	52.840	1:19.628	47.016	198.2	29:28.173
10	3	3:00.143	52.703	1:20.418	47.022	197.1	32:28.316
11	3	3:00.707	52.335	1:21.113	47.259	192.5	35:29.023
12	2	5:12.003	2:56.912	1:24.958	50.133	171.7	40:41.026
13	2	3:09.468	54.876	1:24.249	50.343	190.5	43:50.494
14	2	3:08.336	54.575	1:23.785	49.976	192.2	46:58.830
15	2	3:08.036	54.834	1:23.755	49.447	191.2	50:06.866
16	2	3:08.642	54.593	1:23.043	51.006	191.2	53:15.508
17	2	3:07.627	55.061	1:23.142	49.424	191.8	56:23.135
18	2	3:06.581	54.297	1:23.250	49.034	191.5	59:29.716
19	2	3:06.002	54.323	1:23.030	48.649	193.2	1:02:35.718

44	Belgium Driver Academy vzw		Wolf GB08				
	1.Maxim PAMPEL		2				
2.Martin DOUBEK							
1	2	3:29.500	1:28.807	1:16.019	44.674	159.1	3:29.500
2	2	2:33.444	45.641	1:07.660	40.143	213.0	6:02.944
3	2	2:32.274	44.762	1:06.756	40.756	218.2	8:35.218
4	2	2:41.665	44.831	1:12.771	44.063	218.6	11:16.883
5	2	2:30.228	44.660	1:05.742	39.826	219.1	13:47.111
6	2	2:30.658	44.369	1:06.559	39.730	220.0	16:17.769
7	1	4:35.841	2:45.367	1:10.001	40.473	166.7	20:53.610
8	1	2:30.983	44.794	1:05.744	40.445	215.1	23:24.593
9	1	2:34.411	44.816	1:09.291	40.304	216.9	25:59.004
10	1	2:34.428	45.058	1:07.896	41.474	216.4	28:33.432
11	2	4:43.879	2:51.621	1:11.406	40.852	199.3	33:17.311
12	2	2:32.254	45.889	1:06.396	39.969	212.6	35:49.565
13	2	2:30.303	44.789	1:05.655	39.859	214.3	38:19.868
14	2	2:28.444	44.534	1:04.282	39.628	216.4	40:48.312
15	2	2:29.756	45.638	1:04.334	39.784	211.8	43:18.068
16	2	2:28.622	44.353	1:04.609	39.660	216.9	45:46.690
17	2	2:27.585	44.391	1:03.536	39.658	216.4	48:14.275
18	2	2:27.983	44.550	1:03.702	39.731	217.3	50:42.258
19	2	2:32.480	44.338	1:06.608	41.534	218.6	53:14.738
20	2	2:28.478	44.737	1:04.164	39.577	214.3	55:43.216
21	2	2:34.539	46.637	1:07.829	40.073	212.6	58:17.755



BELCAR ENDURANCE CHAMPIONSHIP


SPA RACING FESTIVAL

QUALIFYING

Sector Analysis

Personal Best Session Best B Crossing the finish line in pit lane

Lap	D	Time	Sector 1	Sector 2	Sector 3	T. Spd	Elapsed	Lap	D	Time	Sector 1	Sector 2	Sector 3	T. Spd	Elapsed			
57	QSR Racing School 1. Joël UYLENBROECK 2. Luc JANSSENS	BMW 325i 5	3. Johnny DE BREUCKER					4	1	2:32.437	44.481	1:08.077	39.879	227.4	10:46.597			
			5	1	2:36.630	44.574	1:09.697	42.359	232.8	13:23.227								
			6	1	2:31.356	44.112	1:07.352	39.892	232.8	15:54.583								
			7	2	4:45.172	2:45.217	1:15.622	44.333	206.9	20:39.755								
			8	2	2:41.656	46.065	1:12.937	42.654	217.7	23:21.411								
			9	2	2:42.198	45.276	1:13.136	43.786	208.1	26:03.609								
			10	2	2:41.081	45.235	1:12.270	43.576	227.4	28:44.690								
			11	2	2:42.855	45.198	1:13.718	43.939	214.7	31:27.545								
			12	2	2:39.000	45.660	1:11.039	42.301	232.3	34:06.545								
			13	2	2:37.905	44.999	1:11.703	41.203	217.7	36:44.450								
			14	2	2:43.417	45.583	1:13.414	44.420	228.3	39:27.867								
			15	3	4:36.936	2:48.666	1:08.754	39.516	215.6	44:04.803								
			16	3	2:30.209	44.124	1:06.807	39.278	233.8	46:35.012								
			17	3	2:30.185	44.542	1:06.181	39.462	231.8	49:05.197								
			18	3	2:31.748	44.016	1:08.460	39.272	227.8	51:36.945								
			19	3	2:28.713	43.474	1:06.386	38.853	231.8	54:05.658								
			20	3	2:30.150	43.580	1:07.023	39.547	235.3	56:35.808								
			21	3	2:32.917	43.207	1:09.314	40.396	230.3	59:08.725								
22	3	2:29.304	43.437	1:05.888	39.979	234.8	1:01:38.029											
62	Semespeed 1. Benoît SEMOULIN 2. François SEMOULIN	Lamborghini Supertrofeo Evo 1	1.18.219		46.183	193.2	56:37.384	1	1	4:24.958	1:56.046	1:33.750	55.162	147.9	4:24.958			
			2	1	3:02.054	53.934	1:20.578	47.542	197.1	7:27.012								
			3	1	2:58.373	52.797	1:18.659	46.917	203.0	10:25.385								
			4	1	2:57.482	52.193	1:18.374	46.915	203.4	13:22.867								
			5	1	3:10.084	52.603	1:27.166	50.315	200.7	16:32.951								
			6	2	4:48.676	2:39.986	1:21.240	47.450	181.5	21:21.627								
			7	2	2:58.318	52.320	1:18.822	47.176	192.2	24:19.945								
			8	2	2:57.393	52.185	1:18.024	47.184	201.5	27:17.338								
			9	2	2:57.915	51.609	1:19.172	47.134	204.2	30:15.253								
			10	2	2:56.767	51.749	1:18.559	46.459	200.4	33:12.020								
			11	2	2:59.284	52.565	1:19.871	46.848	193.2	36:11.304								
			12	2	2:57.612	52.146	1:18.760	46.706	201.1	39:08.916								
			13	2	2:58.158	52.047	1:19.240	46.871	200.0	42:07.074								
			14	2	2:58.153	52.179	1:19.329	46.645	184.0	45:05.227								
64	KDW Racing 1. Koen DE WIT	BMW M4 GT4 3	1:20.507		270.7	52:46.435	1	1	2:59.160	52.373	1:20.027	46.760	202.2	58:37.463				
			2	1	2:39.218	45.261	1:12.301	41.656	238.4	7:06.784								
			3	1	2:38.676	46.031	1:11.615	41.030	238.9	9:45.460								
			4	1	2:38.074	44.728	1:12.087	41.259	238.4	12:23.534								
			5	1	4:50.568	2:49.455	1:19.736	41.377	184.0	17:14.102								
			6	1	2:35.383	45.166	1:10.114	40.103	239.5	19:49.485								
			7	1	2:35.416	44.196	1:10.564	40.656	236.8	22:24.901								
			8	1	4:50.003	2:58.485	1:10.304	41.214	229.3	27:14.904								
			9	1	2:34.931	43.876	1:10.805	40.250	243.2	29:49.835								
			10	1	2:34.150	43.756	1:09.909	40.485	243.2	32:23.985								
			66	T2 Racing 1. Mike Fenzl 2. Corina Fenzl	Lieber Js53 Evo 2 2	1:09.909		40.485	243.2	32:23.985	1	1	2:59.450	52.682	1:19.460	47.308	199.6	55:38.303
						2	1	2:34.626	45.267	1:08.706	40.653	228.8	5:41.456					
						3	1	2:32.704	44.392	1:08.217	40.095	229.3	8:14.160					
						68	AR Performance 1. Nicolas HERMANS 2. Cedric BAETEN	BMW E90 325i 5	1:10.167		1:20.507	270.7	52:46.435	1	1	2:59.160	52.373	1:20.027
2	1	2:39.218							45.261	1:12.301	41.656	238.4	7:06.784					
3	1	2:38.676							46.031	1:11.615	41.030	238.9	9:45.460					
4	1	2:38.074							44.728	1:12.087	41.259	238.4	12:23.534					
5	1	4:50.568							2:49.455	1:19.736	41.377	184.0	17:14.102					
6	1	2:35.383							45.166	1:10.114	40.103	239.5	19:49.485					
7	1	2:35.416							44.196	1:10.564	40.656	236.8	22:24.901					
8	1	4:50.003							2:58.485	1:10.304	41.214	229.3	27:14.904					
9	1	2:34.931							43.876	1:10.805	40.250	243.2	29:49.835					
10	1	2:34.150							43.756	1:09.909	40.485	243.2	32:23.985					
70	AR Performance 1. Jo LAMMENS 2. Davy SUFFELEERS	BMW E90 325i 5							1:10.167		1:20.507	270.7	52:46.435	1	2	4:29.244	2:09.342	1:28.306
			2	2	2:58.097				52.230	1:19.261	46.606	196.0	7:27.341					
			3	2	3:03.545				53.048	1:22.888	47.609	198.5	10:30.886					
			4	2	2:56.749				51.384	1:18.611	46.754	199.6	13:27.635					
			5	1	4:53.114	2:44.446	1:20.806	47.862	183.4	18:20.749								
			6	1	3:02.277	53.103	1:21.716	47.458	188.5	21:23.026								
			7	1	2:58.642	51.573	1:19.978	47.091	196.7	24:21.668								
			8	1	2:58.817	51.978	1:19.570	47.269	198.2	27:20.485								
			9	1	3:25.197	57.658	1:30.269	57.270	153.6	30:45.682								
			10	1	8:49.559	6:32.869	1:26.009	50.681	171.2	39:35.241								
			11	1	3:08.239	55.373	1:23.106	49.760	184.0	42:43.480								
			12	1	3:06.171	55.013	1:21.872	49.286	182.7	45:49.651								
			13	1	3:01.850	53.895	1:20.391	47.564	190.1	48:51.501								



BELCAR ENDURANCE CHAMPIONSHIP


SPA RACING FESTIVAL

QUALIFYING

Sector Analysis

■ Personal Best ■ Session Best ■ Crossing the finish line in pit lane

Lap	D	Time	Sector 1	Sector 2	Sector 3	T. Spd	Elapsed	Lap	D	Time	Sector 1	Sector 2	Sector 3	T. Spd	Elapsed
14	1	3:02.185	53.355	1:21.040	47.790	186.5	51:53.686	12	1	2:23.175	41.827	1:03.329	38.019	237.9	32:51.675
15	1	3:03.568	55.585	1:19.698	48.285	190.8	54:57.254	13	1	2:23.770	41.740	1:03.750	38.280	237.4	35:15.445
16	1	3:00.461	53.361	1:19.568	47.532	190.8	57:57.715	14	1	2:26.075	41.973	1:04.947	39.155	238.9	37:41.520
77 Domec Racing 1. Patrick ENGELEN Radical RXC 1								99 Belgium Racing 1. Dylan DERDAELE 2. Nicolas SAELENS Porsche 991 1							
1	1	3:02.000	56.194	1:22.427	43.379	155.4	3:02.000	1	2	4:24.463	2:29.473	1:13.855	41.135	200.0	4:24.463
2	1	2:35.264	45.133	1:09.247	40.884	219.5	5:37.264	2	2	2:35.704	43.104	1:12.913	39.687	203.8	7:00.167
3	1	2:27.091	42.703	1:05.794	38.594	243.2	8:04.355	3	2	2:29.769	41.480	1:09.823	38.466	250.0	9:29.936
4	1	2:26.330	42.418	1:05.103	38.809	241.6	10:30.685	4	2	2:29.695	41.282	1:09.645	38.768	247.7	11:59.631
5	1	2:48.005	46.578	1:12.309	49.118	210.9	13:18.690	5	1	5:30.558	3:41.579	1:10.012	38.967	216.9	17:30.189
6	1	2:25.269	41.762	1:05.290	38.217	243.8	15:43.959	6	1	2:26.979	41.107	1:07.919	37.953	246.6	19:57.168
7	1	2:25.826	41.690	1:05.469	38.667	244.3	18:09.785	7	1	2:44.050	40.782	1:10.055	53.213	255.9	22:41.218
8	1	2:26.493	41.674	1:05.932	38.887	246.0	20:36.278	8	1	4:51.006	3:03.457	1:08.880	39.469	214.3	27:32.224
9	1	19:00.583	...	1:13.137	40.643	200.0	39:36.861	9	1	2:23.471	40.427	1:05.877	37.167	260.2	29:55.695
10	1	2:35.869	44.260	1:09.808	41.801	218.2	42:12.730	10	1	2:24.095	40.131	1:06.044	37.920	260.2	32:19.790
11	1	2:35.790	44.406	1:10.266	41.118	215.6	44:48.520	11	2	5:04.417	3:10.026	1:13.891	40.500	196.0	37:24.207
12	1	2:28.138	42.736	1:06.991	38.411	231.3	47:16.658	12	2	2:31.947	42.243	1:10.763	38.941	230.8	39:56.154
13	1	2:28.323	42.755	1:07.149	38.419	242.2	49:44.981	13	2	2:31.765	41.623	1:11.302	38.840	232.8	42:27.919
14	1	6:11.836	4:24.779	1:08.029	39.028	221.3	55:56.817	14	2	5:39.019	3:46.275	1:12.458	40.286	209.7	48:06.938
15	1	2:26.957	41.587	1:07.158	38.212	248.3	58:23.774	15	2	2:31.163	42.093	1:09.697	39.373	244.9	50:38.101
16	1	2:46.024	46.028	1:15.824	44.172	186.5	1:01:09.798	16	2	2:33.872	41.572	1:09.725	42.575	249.4	53:11.973
94 QSR Racing School 1. Rodrigue GILLION 2. John MAURO Porsche 991 1								111 Deldiche Racing by JDC Events 1. Luc DE COCK 2. Tim JOOSEN 3. Thomas PIESSENS Norma M20 FC 2							
1	2	7:31.840	5:26.074	1:21.849	43.917	169.3	7:31.840	1	2	2:48.102	1:02.731	1:08.229	37.142	165.6	2:48.102
2	2	2:47.703	47.096	1:17.341	43.266	204.2	10:19.543	2	2	2:18.525	41.069	1:00.647	36.809	241.6	5:06.627
3	2	4:10.306	45.259	1:15.913	2:09.134	212.2	14:29.849	3	2	2:20.651	41.108	1:01.534	38.009	241.1	7:27.278
4	2	5:47.980	3:47.835	1:16.750	43.395	198.2	20:17.829	4	2	2:25.892	43.070	1:02.594	40.228	236.3	9:53.170
5	2	2:43.845	45.439	1:15.527	42.879	213.9	23:01.674	5	3	4:04.346	2:20.961	1:05.521	37.864	228.8	13:57.516
6	2	2:42.909	44.935	1:15.728	42.246	222.2	25:44.583	6	3	2:24.420	41.322	1:04.532	38.566	243.2	16:21.936
7	2	2:42.478	44.778	1:15.661	42.039	209.7	28:27.061	7	3	2:22.335	40.818	1:03.819	37.698	246.6	18:44.271
8	2	2:42.167	44.942	1:15.119	42.106	218.2	31:09.228	8	3	2:28.068	41.639	1:08.006	38.423	243.2	21:12.339
9	2	2:41.049	44.467	1:14.741	41.841	220.0	33:50.277	9	3	4:21.355	2:38.361	1:05.270	37.724	232.8	25:33.694
10	2	2:43.310	45.417	1:15.712	42.181	215.1	36:33.587	10	3	2:26.738	41.439	1:06.767	38.532	243.8	28:00.432
11	2	5:39.821	3:37.538	1:17.360	44.923	216.4	42:13.408	11	3	2:22.391	41.160	1:03.690	37.541	242.7	30:22.823
12	2	2:44.356	45.504	1:15.438	43.414	197.8	44:57.764	12	3	2:23.711	41.824	1:04.224	37.663	241.1	32:46.534
13	2	2:44.362	44.638	1:16.563	43.161	214.3	47:42.126	13	3	2:25.151	41.135	1:05.945	38.071	240.0	35:11.685
14	2	2:40.845	44.206	1:14.337	42.302	232.3	50:22.971	14	2	6:51.905	5:03.422	1:03.370	45.113	232.8	42:03.590
15	2	2:40.367	44.367	1:14.136	41.864	233.3	53:03.338	15	2	2:19.879	41.101	1:02.026	36.752	240.5	44:23.469
16	2	2:38.112	44.090	1:12.827	41.195	221.3	55:41.450	16	2	2:20.872	41.963	1:01.786	37.123	241.6	46:44.341
17	2	2:38.925	43.777	1:13.117	42.031	247.7	58:20.375	17	2	2:20.144	40.738	1:01.544	37.862	242.7	49:04.485
18	2	2:50.174	50.112	1:17.600	42.462	185.9	1:01:10.549	18	2	2:19.646	40.977	1:01.580	37.089	244.3	51:24.131
98 Krafft Racing 1. Max BORTOLAMI 2. David CRISTINI Norma M20 FC 2								123 RBC Race Team 1. Michael ROSKAM 2. Dave VAN DE VELDE 3. Tom DE MUL Saker RAPX 3							
1	1	2:56.256	1:05.869	1:11.970	38.417	132.4	2:56.256	1	1	6:39.402	3:59.984	1:47.057	52.361	104.2	6:39.402
2	1	2:28.474	41.807	1:07.620	39.047	244.3	5:24.730								
3	1	2:55.658	42.304	1:33.785	39.569	240.0	8:20.388								
4	1	2:27.304	41.701	1:06.863	38.740	241.1	10:47.692								
5	1	2:29.329	43.696	1:05.458	40.175	234.3	13:17.021								
6	1	2:22.467	41.634	1:02.865	37.968	239.5	15:39.488								
7	1	2:23.934	42.029	1:03.695	38.210	238.9	18:03.422								
8	1	2:29.912	41.254	1:09.644	39.014	229.8	20:33.334								
9	1	2:28.941	42.519	1:04.896	41.526	240.0	23:02.275								
10	1	5:01.833	3:12.269	1:09.189	40.375	227.4	28:04.108								
11	1	2:24.392	42.217	1:03.274	38.901	236.3	30:28.500								



BELCAR ENDURANCE CHAMPIONSHIP


SPA RACING FESTIVAL

QUALIFYING

Sector Analysis

Personal Best Session Best B Crossing the finish line in pit lane

Lap	D	Time	Sector 1	Sector 2	Sector 3	T. Spd	Elapsed	Lap	D	Time	Sector 1	Sector 2	Sector 3	T. Spd	Elapsed
157 G&R Motorsport BMW M3 E46 1. Danny VAN DOSSELAER 3. Geert HOUTHOOFD 2. Karlo VAN DOSSELAER 4. Geert DIERCKX															
1	1	8:51.368	6:29.964	1:29.060	52.344	160.7	8:51.368								
2	1	3:11.204	55.159	1:29.375	46.670	169.0	12:02.572								
3	1	2:52.222	48.822	1:17.857	45.543	197.4	14:54.794								
4	1	2:47.730	48.259	1:15.711	43.760	203.4	17:42.524								
5	1	2:49.114	47.976	1:16.343	44.795	206.1	20:31.638								
6	1	7:55.047	5:39.802	1:27.168	48.077	189.1	28:26.685								
7	1	3:15.008	53.112	1:23.251	58.645	189.8	31:41.693								
8	1	3:00.904	51.139	1:22.651	47.114	169.0	34:42.597								
9	1	2:56.028	51.037	1:19.662	45.329	195.7	37:38.625								
10	1	5:25.586	3:15.859	1:22.548	47.179	169.3	43:04.211								
11	1	3:00.739	51.719	1:20.845	48.175	151.5	46:04.950								
12	1	2:58.766	50.513	1:21.289	46.964	169.0	49:03.716								
13	1	3:00.147	52.065	1:20.796	47.286	166.9	52:03.863								
14	1	2:58.906	50.376	1:21.710	46.820	157.9	55:02.769								
15	1	2:57.499	50.682	1:20.558	46.259	166.4	58:00.268								
16	1	2:58.199	50.546	1:21.764	45.889	181.5	1:00:58.467								
254 QSR Racing School AMG Mercedes GT4 1. Jimmy DE BREUCKER 3. Kenneth HEYER 2. Yannick HOOGAARS															
1	1	7:27.584	5:26.423	1:15.948	45.213	181.8	7:27.584								
2	1	4:23.400	2:29.804	1:11.859	41.737	209.3	11:50.984								
3	1	2:33.044	44.037	1:09.351	39.656	218.2	14:24.028								
4	1	2:31.555	43.368	1:08.698	39.489	241.6	16:55.583								
5	1	5:23.969	3:32.523	1:10.752	40.694	229.8	22:19.552								
6	1	2:37.526	45.186	1:12.281	40.059	239.5	24:57.078								
7	1	2:36.526	45.328	1:11.145	40.053	243.2	27:33.604								
8	1	2:33.800	44.289	1:09.545	39.966	243.8	30:07.404								
9	1	2:34.103	44.461	1:09.468	40.174	240.0	32:41.507								
10	1	5:13.038	3:21.805	1:11.066	40.167	227.8	37:54.545								
11	1	2:35.380	44.706	1:10.605	40.069	241.1	40:29.925								
12	1	2:34.387	44.591	1:09.775	40.021	241.6	43:04.312								
13	1	2:36.785	44.705	1:11.350	40.730	239.5	45:41.097								
14	1	3:03.188	1:09.681	1:12.511	40.996	233.8	48:44.285								
15	1	2:36.235	44.881	1:10.969	40.385	240.5	51:20.520								
16	1	2:36.334	45.170	1:10.979	40.185	229.3	53:56.854								
17	1	2:35.575	44.705	1:10.427	40.443	241.1	56:32.429								
18	1	2:36.039	44.755	1:10.890	40.394	241.6	59:08.468								
19	1	2:36.904	45.029	1:11.487	40.388	241.1	1:01:45.372								
300 VDW Motorsport BMW Z3 M 1. Ron VAN DE WATER 3. NICO VANGHEEL 2. Edwin BEYERS 4. Pascal DECKERS															
1	2	3:54.463	1:24.412	1:37.229	52.822	123.7	3:54.463								
2	2	3:09.212	54.487	1:26.367	48.358	175.6	7:03.675								
3	2	3:01.960	52.226	1:22.999	46.735	182.7	10:05.635								
4	2	2:57.321	50.585	1:20.255	46.481	208.1	13:02.956								
5	3	6:58.443	4:38.514	1:29.718	50.211	148.8	20:01.399								
6	3	3:10.776	56.424	1:26.174	48.178	140.6	23:12.175								
7	3	3:02.872	52.116	1:22.678	48.078	181.5	26:15.047								
8	3	3:02.896	51.654	1:22.866	48.376	194.2	29:17.943								
9	3	2:59.867	51.076	1:22.296	46.495	192.9	32:17.810								
10	3	3:01.037	51.047	1:22.264	47.726	190.1	35:18.847								
11	3	3:00.894	52.366	1:21.858	46.670	196.4	38:19.741								
12	3	3:00.306	50.742	1:23.499	46.065	209.3	41:20.047								
13	3	3:01.063	50.701	1:23.545	46.817	199.3	44:21.110								
14	4	6:02.025	3:50.325	1:24.103	47.597	172.0	50:23.135								
15	4	2:57.053	50.786	1:20.931	45.336	194.9	53:20.188								
16	4	2:53.217	50.256	1:18.078	44.883	214.3	56:13.405								
17	4	2:50.913	48.763	1:17.638	44.512	206.9	59:04.318								
18	4	2:56.675	48.651	1:21.685	46.339	210.1	1:02:00.993								
369 Greensall Motorsport KTM 1. Nigel GREENSALL 2. Guner TURKMEN															
1	1	3:10.690	1:09.144	1:18.532	43.014	179.1	3:10.690								
2	1	2:37.388	45.660	1:10.874	40.854	225.0	5:48.078								
3	1	2:34.856	44.532	1:10.005	40.319	229.3	8:22.934								
4	1	2:35.007	44.167	1:08.902	41.938	230.3	10:57.941								
5	1	2:33.277	44.008	1:09.086	40.183	231.8	13:31.218								
6	1	2:32.005	43.928	1:08.127	39.950	232.3	16:03.223								
7	1	5:13.777	3:14.836	1:16.708	42.233	201.1	21:17.000								
8	1	2:38.524	45.444	1:11.855	41.225	225.5	23:55.524								
9	1	2:38.001	44.946	1:11.749	41.306	224.1	26:33.525								
10	1	2:43.364	47.126	1:12.238	44.000	225.0	29:16.889								
11	1	2:40.957	45.818	1:13.485	41.654	224.1	31:57.846								



BELCAR ENDURANCE CHAMPIONSHIP

SPA RACING FESTIVAL


QUALIFYING

Sector Analysis

■ Personal Best ■ Session Best B Crossing the finish line in pit lane

Lap	D	Time	Sector 1	Sector 2	Sector 3	T. Spd	Elapsed	Lap	D	Time	Sector 1	Sector 2	Sector 3	T. Spd	Elapsed
12	1	2:43.513	45.328	1:14.626	43.559	200.0	34:41.359								
13	1	2:39.731	45.518	1:12.125	42.088	224.5	37:21.090								
14	1	2:39.732	45.581	1:12.320	41.831	218.6	40:00.822								
15	1	6:03.325	4:07.192	1:13.062	43.071	210.5	46:04.147								
16	1	2:41.068	45.394	1:12.923	42.751	217.7	48:45.215								
17	1	2:38.421	45.377	1:11.324	41.720	223.1	51:23.636								
18	1	2:38.728	45.073	1:11.911	41.744	228.3	54:02.364								
19	1	2:39.267	45.279	1:12.068	41.920	228.8	56:41.631								

911		Speedlover	Porsche 991												
		1.Jean-Pierre VERHOEVEN	1												
		2.Jaxon VERHOEVEN													
1	1	4:18.711	1:56.416	1:30.724	51.571	127.1	4:18.711								
2	1	2:42.525	46.841	1:14.258	41.426	208.1	7:01.236								
3	1	2:33.980	42.856	1:11.366	39.758	243.8	9:35.216								
4	1	2:32.238	42.768	1:09.712	39.758	248.8	12:07.454								
5	1	2:31.388	42.940	1:09.485	38.963	250.6	14:38.842								
6	1	2:31.989	42.809	1:09.972	39.208	251.7	17:10.831								
7	1	2:32.638	42.568	1:10.081	39.989	252.3	19:43.469								
8	1	2:35.625	42.597	1:12.181	40.847	233.8	22:19.094								
9	1	6:26.741	4:10.525	1:22.247	53.969	152.3	28:45.835								
10	1	2:35.152	43.652	1:12.544	38.956	240.0	31:20.987								
11	1	2:29.632	42.342	1:08.577	38.713	252.3	33:50.619								
12	1	6:33.332	4:35.722	1:15.035	42.575	175.6	40:23.951								
13	1	2:30.747	42.751	1:09.438	38.558	225.9	42:54.698								
14	1	2:30.649	43.244	1:08.413	38.992	226.9	45:25.347								
15	1	2:29.384	42.051	1:08.288	39.045	227.8	47:54.731								



BELCAR ENDURANCE CHAMPIONSHIP

SPA RACING FESTIVAL

RACE (180')


Starting Grid

Frederik SELS	De Verdelerger	17	- 19 -	991	No Speed Limit	Fred BOUVY
Denis VANMOL	Vanmol Denis	16	- 18 -	5	ORACLE TSL	Jamie MORROW
2:57.405						23:42.460
Alex CASCATAU	BMW Team Der Horst	42	- 17 -	254	QSR Racing School	Jimmy DE BREUCKER
2:56.767						2:56.963
Nicolas HERMANS	AR Performance	69	- 16 -	57	QSR Racing School	Joël UYLENBROECK
2:51.949						2:56.749
Roland VAN ASCH	R&J Racing	39	- 15 -	70	AR Performance	Jo LAMMENS
2:49.532						2:50.913
Michael ROSKAM	RBC Race Team	123	- 14 -	300	VDW Motorsport	Ron VAN DE WATER
2:38.112						2:47.730
Rodrigue GILLION	QSR Racing School	94	- 13 -	157	G&R Motorsport	Danny VAN DOSSELAER
2:33.682						2:34.931
Wim SPINOY	Selleslagh Racing Team	31	- 12 -	64	KDW Racing	Koen DE WIT
2:33.283						2:33.469
Willem MEIJER	VGL Racing	12	- 11 -	30	Selleslagh Racing Team	Nicolas VAN DIERENDONCK
2:31.935						2:32.005
Stienes LONGIN	PG Motorsport	11	- 10 -	369	Greensall Motorsport	Nigel GREENSALL
2:29.384						2:30.102
Jean-Pierre VERHOEVEN	Speedlover	911	- 9 -	21	Comparex Racing by EMG Motorsport	Steve VANBELLINGEN
2:28.786						2:28.965
Tom VAN ROMPUY	VR Racing Qvick Motors	7	- 8 -	3	Speedlover	Guy VERHEYEN
2:28.713						2:20.394
Mike FENZL	T2 Racing	68	- 7 -	2	Russel Racing by DVB Racing	Frank THIERS
2:26.753						2:27.585
Thijs HEEZEN	PG Motorsport	191	- 6 -	44	Belgium Driver Academy vzw	Maxim PAMPEL
2:25.269						2:25.476
Patrick ENGELEN	Domec Racing	77	- 5 -	8	Independent Motorsports	Xavier STEVENS
2:23.516						2:24.942
Dylan DERDAELE	Belgium Racing	99	- 4 -	24	PK Carsport	Tom BOONEN
2:22.467						2:23.429
Max BORTOLAMI	Krafft Racing	98	- 3 -	62	Semespeed	Benoit SEMOULIN
2:20.464						2:21.826
François KIRMANN	Krafft Racing	9	- 2 -	14	Autosport Sorrento	Gaetano OLIVA
2:20.144						2:20.304
Luc DE COCK	Deldiche Racing by JDC Events	111	- 1 -	1	Aqua Protect Racing Team	David HOUTHOOFD

Pole

CAR 2 GRID POSITION CHANGE DUE TO STEWARDS DECISION 17

Race Director	Stewards	Timekeeper: Xavi Lozano JOB-0057-CAT
---------------	----------	--



BELCAR ENDURANCE CHAMPIONSHIP

SPA RACING FESTIVAL

RACE ((175'))

Final Classification

Drivers	Team	Vehicle	Class	Laps	Total Time	Gap	Kph	Best Lap	
								Lap	Time Kph
1111 L. DE COCK/T. JOOSEN/T. PIESSENS	Deldiche Racing by JDC Events	Norma M20 FC	2	70	2:56:13.859	-	166.9	67	2:20.043 180.0
2 2 F. THIERS/H. THIERS/J. VAN HOOYDONK/G. MAGNUS	Russel Racing by DVB Racing	Norma M20 FC	2	70	2:56:33.221	+19.362	166.6	65	2:19.834 180.3
3 1 D. HOUTHOOFF/F. BOUILLON/K. COOLS	Aqua Protect Racing Team	Norma M20 FC	2	70	2:58:07.768	+1:53.909	165.1	7	2:22.823 176.5
4 98 M. BORTOLAMI/D. CRISTINI	Krafft Racing	Norma M20 FC	2	69	2:58:19.905	1 Lap	162.6	68	2:23.264 176.0
5 99 D. DERDAELE/N. SAELENS	Belgium Racing	Porsche 991	1	68	2:56:16.000	2 Laps	162.1	43	2:24.741 174.2
6 14 G. OLIVA/J. ABBOTT	Autosport Sorrento	Ligier JS53 Evo2	2	68	2:56:16.863	2 Laps	162.1	18	2:22.896 176.5
7 24 T. BOONEN/B. LONGIN	PK Carsport	Porsche 991	1	68	2:57:40.388	2 Laps	160.8	2	2:27.170 171.3
8 8 X. STEVENS/K. WAUTERS/K. WAUTERS	Independent Motorsports	Porsche 991	1	68	2:57:40.854	2 Laps	160.8	8	2:28.555 169.7
9 9 F. KIRMANN/D. KIRMANN	Krafft Racing	Norma M20 FC	2	68	2:58:17.496	2 Laps	160.2	9	2:23.001 176.3
10911 J. VERHOEVEN/J. VERHOEVEN	Speedlover	Porsche 991	1	67	2:58:26.402	3 Laps	157.7	52	2:29.475 168.7
11 7 T. VAN ROMPUY/E. QVICK/J. RASSE	VR Racing Qvick Motors	BMW M2 MARC V8	1	66	2:56:25.821	4 Laps	157.2	6	2:30.645 167.4
12 62 B. SEMOULIN/F. SEMOULIN	Semespeed	Lamborghini Supertronic Evo	1	66	2:56:28.220	4 Laps	157.1	4	2:27.470 171.0
13 44 M. PAMPEL/M. DOUBEK	Belgium Driver Academy vzw	Wolf GB08	2	66	2:58:21.436	4 Laps	155.5	15	2:30.527 167.5
14 31 W. SPINOY/K. HEYER	Selleslagh Racing Team	AMG Mercedes GT4	3	65	2:57:32.961	5 Laps	153.8	47	2:34.399 163.3
15 3 G. VERHEYEN/C. MATTHEUS/P. DECURTINS	Speedlover	Porsche 991	1	65	2:58:05.608	5 Laps	153.3	5	2:30.125 168.0
16 30 N. VAN DIERENDONCK/J. VANNERUM/F. TEUNKENS	Selleslagh Racing Team	AMG Mercedes GT4	3	65	2:58:09.521	5 Laps	153.3	5	2:34.332 163.4
17 11 S. LONGIN/J. HUYGENS/M. BATTRYN	PG Motorsport	Porsche Cayman GT4	3	65	2:58:10.735	5 Laps	153.3	42	2:34.920 162.8
18 64 K. DE WIT	KDW Racing	BMW M4 GT4	3	64	2:56:21.539	6 Laps	152.5	3	2:35.607 162.0
19369 N. GREENSALL/G. TURKMEN	Greensall Motorsport	KTM	1	64	2:57:00.045	6 Laps	151.9	26	2:32.614 165.2
20 94 R. GILLION/J. MAURO	QSR Racing School	Porsche 991	1	64	2:57:23.303	6 Laps	151.6	25	2:35.186 162.5
21254 J. DE BREUCKER/Y. HOOGAARS/K. HEYER	QSR Racing School	AMG Mercedes GT4	3	64	2:57:39.020	6 Laps	151.4	43	2:34.168 163.5
22 12 W. MEIJER/K. BULTYNCK/L. BRANCKAERTS	VGL Racing	Saker RAPX	3	62	2:57:19.342	8 Laps	146.9	10	2:35.730 161.9
23 68 M. FENZL/C. FENZL/S. BRINTZINGER	T2 Racing	Lieger Js53 Evo 2	2	61	2:56:29.450	9 Laps	145.2	15	2:27.061 171.5
24 42 A. CASCATAU/N. DE KERPEL/J. HESELS	BMW Team Der Horst	BMW 325i	5	57	2:56:40.629	13 Laps	135.5	13	2:56.605 142.8
25 70 J. LAMMENS/D. SUFFELEERS/K. HEIRMAN	AR Performance	BMW E90 325i	5	57	2:57:15.999	13 Laps	135.1	25	2:56.972 142.5
26300 R. VAN DE WATER/E. BEYERS/N. VANGHEEL/P. DECKERS	VDW Motorsport	BMW Z3 M	4	57	2:57:56.939	13 Laps	134.6	9	2:51.461 147.1
27 39 R. VAN ASCH/W. VERWIMP/J. VERMEULEN	R&J Racing	BMW M3	4	56	2:57:41.145	14 Laps	132.4	39	2:54.285 144.7
28 57 J. UYLENBROECK/L. JANSSENS/J. DE BREUCKER	QSR Racing School	BMW 325i	5	56	2:58:20.532	14 Laps	131.9	3	2:56.692 142.7
29123 M. ROSKAM/D. VAN DE VELDE/T. DE MUL	RBC Race Team	Saker RAPX	3	53	2:58:59.875	17 Laps	124.4	16	2:46.935 151.0
30191 T. HEEZEN/J. MENTEN	PG Motorsport	Porsche 991	1	46	2:05:46.830	24 Laps	153.6	26	2:28.116 170.2
31 77 P. ENGELEN/A. BERG	Domec Racing	Radical RXC	1	45	2:08:07.704	25 Laps	147.5	3	2:29.138 169.1
32 69 N. HERMANS/C. BAETEN/O. HERTSENS	AR Performance	BMW E90 325i	5	45	2:39:58.208	25 Laps	118.2	3	2:55.224 143.9
33 17 F. SELS	De Verdelger	BMW 123D	4	45	2:56:23.933	25 Laps	107.2	18	3:05.821 135.7

Not classified:

991 F. BOUVY/D. COENS/S. TOURNEUR	No Speed Limit	Porsche 991	1	28	1:20:10.444			4	2:29.070 169.1
157 D. VAN DOSSELAER/K. VAN DOSSELAER/G. HOUTHOOFF/G. DIERCKX	G&R Motorsport	BMW M3 E46	4	19	53:52.754			10	2:44.857 152.9
5 J. MORROW/C. WAUTERS/R. VAN BELLE/E. WOUTERS	ORACLE TSL	Radical RS5	2	4	11:12.728			3	2:40.128 157.5

Not started


21 S. VANBELLINGEN/W. WIJZES	Comparex Racing by EMG Motorsport	Porsche 991	1						
16 D. VANMOL	Vanmol Denis	Ginetta G55	1						

Pole Position	L. DE COCK	2:20.144	179.9 Kph
Fastest Lap Lap 65	Gilles MAGNUS	2:19.834	180.3 Kph

Published at:

Track Status: **DRY**

Race Director	Stewards	Timekeeper: Xavi Lozano JOB-0057-CAT
----------------------	-----------------	---



BELCAR ENDURANCE CHAMPIONSHIP

SPA RACING FESTIVAL

RACE


Final Classification by Class

Nr. Drivers	Team	Car	Laps	Total Time	Gap	Kph	Best Lap	
							Lap	Time Kph
1								
1 99 D. DERDAELE / N. SAELENS	Belgium Racing	Porsche 991	68	2:56:16.000		162.1	43	2:24.741 174.2
2 24 T. BOONEN / B. LONGIN	PK Carsport	Porsche 991	68	2:57:40.388	+1'24.388	160.8	2	2:27.170 171.3
3 8 X. STEVENS / K. WAUTERS / K. WAUTERS	Independent Motorsports	Porsche 991	68	2:57:40.854	+1'24.854	160.8	8	2:28.555 169.7
4 911 J. VERHOEVEN / J. VERHOEVEN	Speedlover	Porsche 991	67	2:58:26.402	1 Laps	157.7	52	2:29.475 168.7
5 7 T. VAN ROMPUY / E. QVICK / J. RASSE	VR Racing Qvick Motors	BMW M2 MARC V8	66	2:56:25.821	2 Laps	157.2	6	2:30.645 167.4
6 62 B. SEMOULIN / F. SEMOULIN	Semespeed	Lamborghini Supertroufeo Evo	66	2:56:28.220	2 Laps	157.1	4	2:27.470 171.0
7 3 G. VERHEYEN / C. MATTHEUS / P. DECURTINS	Speedlover	Porsche 991	65	2:58:05.608	3 Laps	153.3	5	2:30.125 168.0
8 369 N. GREENSALL / G. TURKMEN	Greensall Motorsport	KTM	64	2:57:00.045	4 Laps	151.9	26	2:32.614 165.2
9 94 R. GILLION / J. MAURO	QSR Racing School	Porsche 991	64	2:57:23.303	4 Laps	151.6	25	2:35.186 162.5
10 191 T. HEEZEN / J. MENTEN	PG Motorsport	Porsche 991	46	2:05:46.830	22 Laps	153.6	26	2:28.116 170.2
11 77 P. ENGELEN / A. BERG	Domec Racing	Radical RXC	45	2:08:07.704	23 Laps	147.5	3	2:29.138 169.1
Not classified:								
991 F. BOUYV / D. COENS / S. TOURNEUR	No Speed Limit	Porsche 991	28	1:20:10.444			4	2:29.070 169.1
Not started								
21 S. VANBELLINGEN / W. WUTZES	Comporex Racing by EMG Motorsport	Porsche 991						
16 D. VANMOL	Vanmol Denis	Ginetta G55						
2								
1 111 L. DE COCK / T. JOOSEN / T. PIESSENS	Deldiche Racing by JDC Events	Norma M20 FC	70	2:56:13.859		166.9	67	2:20.043 180.0
2 2 F. THIBS / H. THIBS / J. VAN HOOTDONK / G. MAGNUS	Russel Racing by DVB Racing	Norma M20 FC	70	2:56:33.221	+19.362	166.6	65	2:19.834 180.3
3 1 D. HOUTHOOFF / F. BOUILLON / K. COOLS	Aqua Protect Racing Team	Norma M20 FC	70	2:58:07.768	+1'53.909	165.1	7	2:22.823 176.5
4 98 M. BORTOLAMI / D. CRISTINI	Krafft Racing	Norma M20 FC	69	2:58:19.905	1 Laps	162.6	68	2:23.264 176.0
5 14 G. OLIVA / J. ABBOTT	Autosport Sorrento	Ligier JS53 Evo2	68	2:56:16.863	2 Laps	162.1	18	2:22.896 176.5
6 9 F. KIRMMANN / D. KIRMMANN	Krafft Racing	Norma M20 FC	68	2:58:17.496	2 Laps	160.2	9	2:23.001 176.3
7 44 M. PAMPEL / M. DOUBEK	Belgium Driver Academy vzw	Wolf GB08	66	2:58:21.436	4 Laps	155.5	15	2:30.527 167.5
8 68 M. FENZL / C. FENZL / S. BRINTZINGER	T2 Racing	Liejer Js53 Evo 2	61	2:56:29.450	9 Laps	145.2	15	2:27.061 171.5
Not classified:								
5 J. MORROW / C. WALTERS / R. VAN BELLE / E. WOUTERS	ORACLE TSL	Radical RS5	4	11:12.728			3	2:40.128 157.5
3								
1 31 W. SPINOY / K. HEYER	Selleslagh Racing Team	AMG Mercedes GT4	65	2:57:32.961		153.8	47	2:34.399 163.3
2 30 N. VAN DIERENDONCK / J. VANNERUM / F. TEUNKENS	Selleslagh Racing Team	AMG Mercedes GT4	65	2:58:09.521	+36.560	153.3	5	2:34.332 163.4
3 11 S. LONGIN / J. HUYGENS / M. BATTRYN	PG Motorsport	Porsche Cayman GT4	65	2:58:10.735	+37.774	153.3	42	2:34.920 162.8
4 64 K. DE WIT	KDW Racing	BMW M4 GT4	64	2:56:21.539	1 Laps	152.5	3	2:35.607 162.0
5 254 J. DE BREUCKER / Y. HOOGAARS / K. HEYER	QSR Racing School	AMG Mercedes GT4	64	2:57:39.020	1 Laps	151.4	43	2:34.168 163.5
6 12 W. MEIJER / K. BULTYNCK / L. BRANCKAERTS	VGL Racing	Saker RAPX	62	2:57:19.342	3 Laps	146.9	10	2:35.730 161.9
7 123 M. ROSKAM / D. VAN DE VELDE / T. DE MUL	RBC Race Team	Saker RAPX	53	2:58:59.875	12 Laps	124.4	16	2:46.935 151.0
4								
1 300 R. VAN DE WATER / E. BEYERS / N. VANGHEL / P. DECKERS	VDW Motorsport	BMW Z3 M	57	2:57:56.939		134.6	9	2:51.461 147.1
2 39 R. VAN ASCH / W. YERWIMP / J. YERMEULEN	R&J Racing	BMW M3	56	2:57:41.145	1 Laps	132.4	39	2:54.285 144.7
3 17 F. SELS	De Verdelger	BMW 123D	45	2:56:23.933	12 Laps	107.2	18	3:05.821 135.7
Not classified:								
157 D. VAN DOSSLAER / K. VAN DOSSLAER / G. HOUTHOOFF / G. DIERCKX	G&R Motorsport	BMW M3 E46	19	53:52.754			10	2:44.857 152.9
5								
1 42 A. CASCATAU / N. DE KERPEL / J. HESELS	BMW Team Der Horst	BMW 325i	57	2:56:40.629		135.5	13	2:56.605 142.8
2 70 J. LAMMENS / D. SUFFELEERS / K. HEIRMAN	AR Performance	BMW E90 325i	57	2:57:15.999	+35.370	135.1	25	2:56.972 142.5
3 57 J. UYLENBROECK / L. JANSSENS / J. DE BREUCKER	QSR Racing School	BMW 325i	56	2:58:20.532	1 Laps	131.9	3	2:56.692 142.7
4 69 N. HERMANS / C. BAETEN / O. HERTSENS	AR Performance	BMW E90 325i	45	2:39:58.208	12 Laps	118.2	3	2:55.224 143.9

Published at:

Track Status: **DRY**

Race Director	Stewards	Timekeeper: Xavi Lozano JOB-0057-CAT
---------------	----------	--




BELCAR ENDURANCE CHAMPIONSHIP

SPA RACING FESTIVAL

RACE

Best Sector Times


SECTOR 1			SECTOR 2			SECTOR 3			Pos	Team	Cl	Ideal Lap	Best Lap
Pos	Driver	Time	Driver	Time	Driver	Time							
1	111 T.JOOSSEN	40.214	2 G.MAGNUS	1:01.084	111 T.JOOSSEN	36.861	1	2 Russel Racing by DVB Racing	2	2:19.441	2:19.834	(1)	
2	99 D.DERDAELE	40.539	1 D.HOUTHOOFD	1:02.431	2 G.MAGNUS	37.343	2	111 Deldiche Racing by JDC Events	2	2:19.592	2:20.043	(2)	
3	62 B.SEMOULIN	40.599	14 G.OLIVA	1:02.441	99 D.DERDAELE	37.628	3	1 Aqua Protect Racing Team	2	2:22.212	2:22.823	(3)	
4	2 G.MAGNUS	41.014	111 T.JOOSSEN	1:02.517	98 M.BORTOLAMI	37.783	4	9 Krafft Racing	2	2:22.303	2:23.001	(5)	
5	98 M.BORTOLAMI	41.368	9 F.KIRMANN	1:02.872	9 F.KIRMANN	37.843	5	14 Autosport Sorrento	2	2:22.327	2:22.896	(4)	
6	24 T.BOONEN	41.404	98 M.BORTOLAMI	1:03.442	1 D.HOUTHOOFD	38.019	6	98 Krafft Racing	2	2:22.593	2:23.264	(6)	
7	8 K.WAUTERS	41.496	68 S.BRINTZINGER	1:05.450	24 T.BOONEN	38.023	7	99 Belgium Racing	1	2:24.627	2:24.741	(7)	
8	191 J.MENTEN	41.529	44 M.DOUBEK	1:05.887	62 B.SEMOULIN	38.100	8	62 Semespeed	1	2:26.494	2:27.470	(10)	
9	9 F.KIRMANN	41.588	99 D.DERDAELE	1:06.460	14 G.OLIVA	38.272	9	24 PK Carsport	1	2:26.732	2:27.170	(9)	
10	991 D.COENS	41.602	24 T.BOONEN	1:07.305	191 J.MENTEN	38.450	10	68 T2 Racing	2	2:26.793	2:27.061	(8)	
11	14 G.OLIVA	41.614	77 P.ENGELEN	1:07.689	8 K.WAUTERS	38.532	11	8 Independent Motorsports	1	2:27.742	2:28.555	(12)	
12	911 J.VERHOEVEN	41.761	8 K.WAUTERS	1:07.714	911 J.VERHOEVEN	38.620	12	191 PG Motorsport	1	2:28.059	2:28.116	(11)	
13	1 D.HOUTHOOFD	41.762	62 B.SEMOULIN	1:07.795	68 S.BRINTZINGER	38.683	13	991 No Speed Limilt	1	2:28.755	2:29.070	(13)	
14	3 C.MATTHEUS	41.882	191 J.MENTEN	1:08.080	991 D.COENS	38.861	14	3 Speedlover	1	2:28.909	2:30.125	(16)	
15	7 J.RASSE	42.023	3 C.MATTHEUS	1:08.151	3 C.MATTHEUS	38.876	15	77 Domec Racing	1	2:29.041	2:29.138	(14)	
16	77 P.ENGELEN	42.340	991 D.COENS	1:08.292	77 P.ENGELEN	39.012	16	911 Speedlover	1	2:29.041	2:29.475	(15)	
17	68 S.BRINTZINGER	42.660	911 J.VERHOEVEN	1:08.660	7 E.QVICK	39.141	17	44 Belgium Driver Academy vzw	2	2:29.927	2:30.527	(17)	
18	94 R.GILLION	43.083	369 N.GREENSALL	1:08.785	44 M.DOUBEK	39.691	18	7 VR Racing Qvick Motors	1	2:30.172	2:30.645	(18)	
19	31 K.HEYER	43.456	7 E.QVICK	1:09.008	369 N.GREENSALL	39.914	19	369 Greensall Motorsport	1	2:32.314	2:32.614	(19)	
20	369 N.GREENSALL	43.615	254 J.DE BREUCKER	1:09.434	254 J.DE BREUCKER	40.061	20	254 QSR Racing School	3	2:33.334	2:34.168	(20)	
21	64 K.DE WIT	43.795	12 L.BRANCKAERTS	1:09.759	31 K.HEYER	40.081	21	31 Selleslagh Racing Team	3	2:33.506	2:34.399	(22)	
22	254 J.DE BREUCKER	43.839	30 F.TEUNKENS	1:09.941	30 F.TEUNKENS	40.158	22	30 Selleslagh Racing Team	3	2:33.961	2:34.332	(21)	
23	30 N.VAN DIERENDONCK	43.862	31 K.HEYER	1:09.969	94 R.GILLION	40.345	23	11 PG Motorsport	3	2:34.648	2:34.920	(23)	
24	11 M.BATTRYN	43.921	11 S.LONGIN	1:10.202	64 K.DE WIT	40.426	24	94 QSR Racing School	1	2:34.951	2:35.186	(24)	
25	44 M.DOUBEK	44.349	64 K.DE WIT	1:10.828	11 M.BATTRYN	40.525	25	64 KDW Racing	3	2:35.049	2:35.607	(25)	
26	12 L.BRANCKAERTS	44.830	5 J.MORROW	1:10.946	12 L.BRANCKAERTS	40.696	26	12 VGL Racing	3	2:35.285	2:35.730	(26)	
27	5 J.MORROW	46.647	94 R.GILLION	1:11.523	5 J.MORROW	41.832	27	5 ORACLE TSL	2	2:39.425	2:40.128	(27)	
28	157 D.VAN DOSSELAER	47.219	157 D.VAN DOSSELAER	1:13.925	123 M.ROSKAM	42.543	28	157 G&R Motorsport	4	2:44.055	2:44.857	(28)	
29	123 M.ROSKAM	47.989	123 M.ROSKAM	1:15.819	157 D.VAN DOSSELAER	42.911	29	123 RBC Race Team	3	2:46.351	2:46.935	(29)	
30	300 E.BEYERS	48.741	39 J.VERMEULEN	1:16.860	300 E.BEYERS	44.456	30	300 VDW Motorsport	4	2:50.070	2:51.461	(30)	
31	39 J.VERMEULEN	50.792	300 E.BEYERS	1:16.873	39 J.VERMEULEN	45.733	31	39 R&J Racing	4	2:53.385	2:54.285	(31)	
32	69 N.HERMANS	51.360	69 N.HERMANS	1:17.412	69 N.HERMANS	46.331	32	69 AR Performance	5	2:55.103	2:55.224	(32)	
33	70 D.SUFFELEERS	51.422	42 A.CASCATAU	1:17.752	57 L.JANSSSENS	46.349	33	57 QSR Racing School	5	2:56.077	2:56.692	(34)	
34	42 A.CASCATAU	51.918	57 L.JANSSSENS	1:17.796	42 A.CASCATAU	46.498	34	42 BMW Team Der Horst	5	2:56.168	2:56.605	(33)	
35	57 L.JANSSSENS	51.932	70 D.SUFFELEERS	1:18.570	70 D.SUFFELEERS	46.519	35	70 AR Performance	5	2:56.511	2:56.972	(35)	
36	17 F.SELS	54.012	17 F.SELS	1:21.992	17 F.SELS	48.434	36	17 De Verdelger	4	3:04.438	3:05.821	(36)	



BELCAR ENDURANCE CHAMPIONSHIP SPA RACING FESTIVAL RACE

Best Top Speeds


Team	Car	Class	Top Speed Driver	Top 1		Top 2		Top 3		Top 4		Top 5		
				Kph	Lap	Kph	Lap	Kph	Lap	Kph	Lap	Kph	Lap	
62 Semespeed	Lamborghini Supertrofeo Evo	1	B. SEMOULIN	270.7	7	270.0	29	269.3	13	268.7	8	268.7	33	269,5
99 Belgium Racing	Porsche 991	1	D. DERDAELE	265.4	12	264.1	5	262.8	7	259.6	9	259.0	63	262,2
8 Independent Motorsports	Porsche 991	1	K. WAUTERS	262.1	68	262.1	6	261.5	29	260.9	8	260.2	67	261,4
24 PK Carsport	Porsche 991	1	T. BOONEN	261.5	53	260.9	15	260.9	13	260.9	63	260.2	9	260,9
3 Speedlover	Porsche 991	1	C. MATTHEUS	260.9	21	260.9	30	260.2	26	259.0	34	258.4	6	259,9
991 No Speed Limit	Porsche 991	1	D. COENS	259.6	5	259.0	10	257.8	9	257.8	21	257.8	4	258,4
191 PG Motorsport	Porsche 991	1	J. MENTEN	259.0	11	259.0	35	258.4	12	257.8	13	257.8	26	258,4
911 Speedlover	Porsche 991	1	J. VERHOEVEN	259.0	15	258.4	48	258.4	64	256.5	62	255.3	8	257,5
7 VR Racing Qvick Motors	BMW M2 MARC V8	1	E. QVICK	256.5	12	253.5	61	253.5	31	252.9	9	252.9	15	253,9
31 Selleslagh Racing Team	AMG Mercedes GT4	3	K. HEYER	253.5	48	252.3	60	251.7	41	251.2	45	251.2	53	252,0
111 Deldiche Racing by JDC Events	Norma M20 FC	2	T. JOOSEN	252.3	62	251.7	58	251.2	22	250.0	32	249.4	60	250,9
30 Selleslagh Racing Team	AMG Mercedes GT4	3	N. VAN DIERENDONCK	251.2	59	250.6	57	250.6	32	250.6	27	250.0	20	250,6
94 QSR Racing School	Porsche 991	1	R. GILLION	250.6	64	250.6	51	247.7	29	247.7	57	247.1	28	248,7
77 Domec Racing	Radical RXC	1	P. ENGELEN	250.0	30	249.4	31	248.8	5	246.6	28	246.6	27	248,3
64 KDW Racing	BMW M4 GT4	3	K. DE WIT	249.4	4	248.3	44	247.1	32	247.1	3	247.1	46	247,8
98 Krafft Racing	Norma M20 FC	2	M. BORTOLAMI	249.4	63	247.1	66	247.1	10	247.1	59	246.0	14	247,3
254 QSR Racing School	AMG Mercedes GT4	3	J. DE	247.7	41	247.1	61	247.1	60	246.6	13	246.6	44	247,0
11 PG Motorsport	Porsche Cayman GT4	3	M. BATTRYN	244.9	20	243.8	6	243.8	24	243.8	55	243.2	10	243,9
14 Autosport Sorrento	Ligier JS53 Evo2	2	G. OLIVA	243.8	56	243.2	55	243.2	68	242.7	62	242.2	63	243,0
9 Krafft Racing	Norma M20 FC	2	F. KIRMANN	243.2	22	242.7	30	242.2	24	241.6	15	241.6	3	242,3
1 Aqua Protect Racing Team	Norma M20 FC	2	D. HOUTHOOFT	242.7	62	240.0	13	240.0	48	240.0	10	239.5	14	240,4
2 Russel Racing by DVB Racing	Norma M20 FC	2	G. MAGNUS	242.7	58	242.2	68	242.2	13	242.2	60	241.6	22	242,2
369 Greensall Motorsport	KTM	1	N. GREENSALL	236.3	23	236.3	25	236.3	34	235.8	58	235.8	64	236,1
68 T2 Racing	Lieger Js53 Evo 2	2	S.	235.3	8	235.3	13	235.3	14	235.3	18	234.8	6	235,2
12 VGL Racing	Saker RAPX	3	L.	230.3	10	230.3	30	228.3	13	228.3	34	228.3	18	229,1
123 RBC Race Team	Saker RAPX	3	M. ROSKAM	229.3	16	228.8	19	228.3	14	226.9	25	226.9	15	228,0
300 VDW Motorsport	BMW Z3 M	4	E. BEYERS	225.5	13	224.1	15	224.1	8	223.6	9	222.7	10	224,0
157 G&R Motorsport	BMW M3 E46	4	D. VAN ROOSEL AER	223.6	16	222.2	10	222.2	8	220.0	11	219.5	4	221,5
44 Belgium Driver Academy vzw	Wolf GB08	2	M. PAMPEL	222.7	33	222.7	3	222.7	14	222.7	21	222.2	19	222,6
5 ORACLE TSL	Radical RS5	2	J. MORROW	216.0	2	208.9	3	208.9	4	207.3	1			210,3
39 R&J Racing	BMW M3	4	J. VERMEULEN	208.5	41	208.5	45	208.5	47	208.1	46	207.7	39	208,3
69 AR Performance	BMW E90 325i	5	N. HERMANS	206.5	6	204.9	3	204.2	19	204.2	4	204.2	5	204,8
70 AR Performance	BMW E90 325i	5	D. SUFFELEERS	203.8	24	203.0	54	203.0	52	203.0	51	202.6	36	203,1
42 BMW Team Der Horst	BMW 325i	5	A. CASCATAU	203.4	22	203.0	8	203.0	21	203.0	13	202.6	26	203,0
57 QSR Racing School	BMW 325i	5	L. JANSSENS	201.1	17	201.1	16	200.7	18	200.4	14	198.9	6	200,4
17 De Verdelger	BMW 123D	4	F. SELS	192.2	1	189.8	16	187.8	14	186.5	42	185.2	18	188,3
21 Comporex Racing by EMG Motorsport	Porsche 991	1												
16 Vanmol Denis	Ginetta G55	1												



BELCAR ENDURANCE CHAMPIONSHIP SPA RACING FESTIVAL RACE

Fastest Lap Sequence

Practice Time	Team	Car	Class	Driver	Time	Kph	
4:54.863	99 Belgium Racing	Porsche 991	1	Dylan DERDAELE	2:26.090	172.6	2
4:55.918	1 Aqua Protect Racing Team	Norma M20 FC	2	David HOUTHOOFD	2:25.970	172.7	2
4:59.767	14 Autosport Sorrento	Ligier JS53 Evo2	2	Gaetano OLIVA	2:24.864	174.1	2
5:00.189	2 Russel Racing by DVB Racing	Norma M20 FC	2	Jeffrey VAN HOOYDONK	2:24.787	174.1	2
9:44.355	111 Deldiche Racing by JDC Events	Norma M20 FC	2	Thomas PIESSENS	2:24.025	175.1	4
12:10.302	1 Aqua Protect Racing Team	Norma M20 FC	2	David HOUTHOOFD	2:23.726	175.4	5
16:58.536	111 Deldiche Racing by JDC Events	Norma M20 FC	2	Thomas PIESSENS	2:22.620	176.8	7
17:06.548	2 Russel Racing by DVB Racing	Norma M20 FC	2	Jeffrey VAN HOOYDONK	2:21.485	178.2	7
1:57:01.799	2 Russel Racing by DVB Racing	Norma M20 FC	2	Gilles MAGNUS	2:21.451	178.3	7
1:59:17.144	111 Deldiche Racing by JDC Events	Norma M20 FC	2	Tim JOOSEN	2:21.271	178.5	7
2:06:28.431	2 Russel Racing by DVB Racing	Norma M20 FC	2	Gilles MAGNUS	2:20.780	179.1	11
2:18:23.378	111 Deldiche Racing by JDC Events	Norma M20 FC	2	Tim JOOSEN	2:20.730	179.2	15
2:39:40.025	111 Deldiche Racing by JDC Events	Norma M20 FC	2	Tim JOOSEN	2:20.721	179.2	24
2:44:18.711	2 Russel Racing by DVB Racing	Norma M20 FC	2	Gilles MAGNUS	2:19.834	180.3	27




BELCAR ENDURANCE CHAMPIONSHIP

SPA RACING FESTIVAL

RACE

Lap Chart

Nr	Pos	Grid	LAP																																		
			1	2	3	4	5	6	7	8	9	10	11	12	13	14	15	16	17	18	19	20	21	22	23	24	25	26	27	28	29	30	31	32			
111	1	111	99	99	111	111	111	111	111	111	111	111	111	111	111	111	111	111	111	111	111	111	111	111	111	111	111	111	111	111	111	111	111	111	111	111	
1	2	1	111	111	1	1	1	1	1	1	1	1	1	1	2	2	2	2	2	2	2	2	111	111	111	1	1	1	1	1	1	1	1	9	1		
9	3	9	9	1	99	9	99	99	2	2	2	2	2	2	1	1	1	1	1	1	1	1	1	1	1	1	9	9	9	9	9	9	9	9	1	111	
14	4	14	1	9	9	99	9	2	9	9	9	9	9	9	9	9	9	9	9	9	9	9	9	9	9	111	111	111	111	111	111	111	111	111	2		
98	5	98	24	24	24	24	14	9	14	14	14	14	14	14	14	14	14	14	14	14	14	14	14	14	99	99	99	99	99	99	99	99	99	99	99	99	
62	6	62	14	14	14	14	2	14	99	99	99	99	99	99	99	99	99	99	99	99	99	99	99	24	24	24	24	24	24	24	24	24	24	24	24	24	
99	7	99	2	2	2	2	24	24	24	24	24	24	24	24	24	24	24	24	24	24	24	24	24	98	8	8	8	8	8	8	8	8	8	8	8	8	
24	8	24	191	191	191	191	62	62	62	62	62	62	62	62	62	62	62	62	62	62	62	62	62	98	8	8	8	8	8	8	8	8	8	8	8	8	
77	9	77	77	77	77	77	191	191	191	191	191	191	191	191	191	191	191	191	191	191	191	191	191	8	8	8	8	8	8	8	8	8	8	8	8	8	8
8	10	8	7	8	62	62	77	77	8	191	191	98	98	98	98	98	98	98	98	98	98	98	98	8	8	8	8	8	8	8	8	8	8	8	8	8	
191	11	191	8	7	7	8	98	8	98	98	98	98	191	191	191	191	191	191	191	191	191	191	191	991	14	14	911	911	44	44	24	191	8	8	62		
44	12	44	98	62	8	98	8	98	3	3	3	68	3	3	3	68	68	68	68	68	68	68	991	14	3	911	44	44	191	191	191	191	62	62	62	44	
68	13	68	62	3	3	7	3	3	68	7	7	3	68	68	68	3	3	3	991	991	991	3	3	911	44	191	191	7	62	62	7	3	3	3	3		
2	14	2	3	98	98	3	7	7	68	68	7	7	7	7	7	991	991	991	3	3	3	14	911	44	191	30	7	3	7	3	7	3	7	7	7		
7	15	7	68	68	68	68	68	68	911	911	991	991	991	991	991	7	7	7	911	911	911	911	44	191	30	7	3	62	3	3	30	30	30	30	30		
3	16	3	44	44	44	44	911	911	991	991	911	911	911	911	911	911	911	44	44	44	44	68	30	7	3	62	991	30	30	94	94	94	94	911			
911	17	911	911	911	911	44	991	44	44	44	44	44	44	44	44	44	44	44	44	44	44	44	30	30	30	7	3	62	30	30	254	254	254	254	254		
21	18	21	11	30	991	991	991	44	30	30	30	30	30	30	30	30	30	30	30	30	30	30	11	11	11	7	11	11	11	254	254	94	94	911	911		
11	19	11	30	11	30	30	30	30	64	64	64	11	11	11	11	11	11	11	7	7	7	7	7	11	64	64	64	64	94	31	31	31	11	11	369		
369	20	369	64	64	64	64	64	11	11	11	11	64	64	64	64	64	64	64	64	64	64	64	64	64	254	254	254	94	31	11	11	11	369	369	12	12	
12	21	12	12	991	11	11	11	11	12	12	12	12	12	12	12	12	12	12	12	12	12	12	12	12	12	12	12	12	12	12	12	12	12	12	12	12	
30	22	30	369	12	12	12	12	12	254	254	254	254	254	254	254	12	12	12	12	12	12	12	12	12	12	12	12	12	12	12	12	12	12	12	12	12	
31	23	31	991	369	254	254	254	254	77	369	369	369	369	369	369	369	369	94	94	94	94	94	94	94	94	94	94	94	94	94	94	94	94	94	94	94	
64	24	64	94	254	369	369	369	369	369	94	94	94	94	94	94	94	94	94	369	369	31	31	31	31	31	369	369	369	369	68	64	64	64	64	68		
94	25	94	254	94	94	94	94	94	94	31	31	31	31	31	31	31	31	31	31	31	31	31	31	369	369	369	68	68	68	64	991	77	77	77	77		
157	26	157	31	5	5	31	31	31	157	157	157	157	157	157	157	157	157	157	157	157	157	157	77	77	77	77	77	77	77	77	77	77	77	77	77	77	
123	27	123	5	31	31	5	300	300	300	300	300	300	300	300	300	300	300	300	77	77	77	77	300	300	300	300	300	300	300	300	300	300	300	300	300	300	
300	28	300	123	123	123	300	157	157	157	57	57	57	57	57	57	123	77	77	77	300	300	300	300	123	42	42	42	42	42	42	42	42	42	42	42	42	
39	29	39	300	300	300	123	69	69	69	42	42	42	42	42	42	42	42	42	42	42	42	42	42	42	42	42	42	42	42	42	42	42	42	42	42	42	
70	30	70	57	69	69	69	57	57	57	69	69	69	69	69	69	123	42	42	42	42	42	42	42	42	42	42	42	42	42	42	42	42	42	42	42	42	
69	31	69	69	57	57	57	42	42	42	70	123	123	69	77	57	57	57	57	57	57	57	57	57	57	57	57	57	57	57	57	57	57	57	57	57	57	57
57	32	57	39	39	42	157	70	70	70	123	70	70	70	70	70	70	70	70	70	70	70	70	70	70	70	70	70	70	70	70	70	70	70	70	70	70	70
42	33	42	42	42	157	42	39	123	123	39	39	39	39	39	39	39	39	39	39	39	39	39	39	39	39	39	39	39	39	39	39	39	39	39	39	39	39
254	34	254	70	70	70	70	123	39	39	77	77	77	39	17	17	17	17	17	17	17	17	17	17	69	69	69	69	69	69	69	69	69	69	69	69	69	69
16	35	16	17	157	39	39	17	17	17	17	17	17	17	17	17	17	17	17	17	17	17	17	17	17	17	17	17	17	17	17	17	17	17	17	17	17	
5	36	5	157	17	17	17	17	17	17	17	17	17	17	17	17	17	17	17	17	17	17	17	17	17	17	17	17	17	17	17	17	17	17	17	17	17	
17	37	17	17	17	17	17	17	17	17	17	17	17	17	17	17	17	17	17	17	17	17	17	17	17	17	17	17	17	17	17	17	17	17	17	17	17	
991	38	991	991	991	991	991	991	991	991	991	991	991	991	991	991	991	991	991	991	991	991	991	991	991	991	991	991	991	991	991	991	991	991	991	991	991	991




BELCAR ENDURANCE CHAMPIONSHIP

SPA RACING FESTIVAL

RACE

Lap Chart


		LAP																																	
Nr	Pos	33	34	35	36	37	38	39	40	41	42	43	44	45	46	47	48	49	50	51	52	53	54	55	56	57	58	59	60	61	62	63	64	65	
111	1	9	9	9	9	9	111	111	9	9	9	9	9	9	9	111	111	111	111	2	2	2	2	2	2	2	2	2	2	2	2	2	2		
1	2	111	111	111	111	111	9	9	111	111	111	111	111	111	111	9	9	2	2	111	111	111	111	111	111	111	111	111	111	111	111	111	111	111	
9	3	1	1	1	1	1	2	2	2	2	2	2	2	2	2	2	1	1	1	1	1	1	1	1	1	1	1	1	1	1	1	1	1	1	
14	4	2	2	2	2	2	1	1	1	1	1	1	1	1	1	1	9	9	9	9	9	9	99	99	99	99	99	99	99	99	99	99	99	99	
98	5	98	14	14	14	24	24	24	24	14	14	99	99	99	99	14	14	14	14	14	14	14	14	14	14	14	14	14	14	14	14	14	14	14	14
62	6	14	99	99	99	14	14	14	14	14	99	99	14	14	14	14	14	14	14	14	14	14	9	9	98	98	98	98	98	98	98	98	98	98	98
99	7	99	24	24	24	99	99	99	99	8	8	8	8	8	8	98	98	98	98	98	98	98	98	98	98	9	9	9	9	9	9	9	9	9	
24	8	24	191	191	191	8	8	8	8	8	191	191	98	98	98	8	8	8	8	8	8	8	8	8	8	8	8	8	8	8	8	8	8	8	
77	9	191	8	8	8	191	191	191	191	98	98	24	24	24	24	24	24	24	24	24	24	24	24	24	24	24	24	24	24	24	24	24	24	24	24
8	10	8	98	98	98	98	98	98	98	24	24	44	44	44	44	44	44	44	44	44	44	44	44	44	44	44	44	44	44	44	44	44	44	44	44
191	11	62	62	62	62	62	62	62	62	44	44	191	62	62	62	62	62	62	62	62	62	62	62	62	62	62	62	62	62	62	62	62	62	62	62
44	12	3	3	3	3	44	44	44	44	62	62	62	7	7	7	911	911	911	911	911	911	911	911	911	911	62	7	7	7	7	7	7	7	7	
68	13	44	44	44	44	7	7	7	7	7	7	911	911	911	911	7	7	7	7	7	7	7	7	7	7	44	44	44	44	44	44	44	44	44	44
2	14	7	7	7	7	911	911	911	911	911	911	191	3	3	3	3	3	3	3	3	3	3	3	3	3	31	31	31	31	31	31	31	31	31	31
7	15	911	911	911	911	3	3	3	3	3	3	3	3	3	3	191	191	11	11	11	11	11	11	11	11	11	11	11	11	11	11	11	11	11	11
3	16	11	11	30	31	31	369	369	11	11	11	11	11	11	11	30	31	31	31	31	31	31	31	31	31	30	30	30	30	30	30	30	30	30	30
911	17	30	30	31	94	94	11	11	369	30	30	30	30	30	30	31	30	30	30	30	30	30	30	30	30	30	30	30	30	30	30	30	30	30	30
21	18	369	369	94	64	369	30	30	30	369	369	369	31	31	31	369	369	369	369	64	64	64	64	64	64	64	64	64	64	64	64	64	64	64	64
11	19	12	12	64	369	11	12	12	64	64	64	64	64	64	64	64	64	64	64	94	94	94	94	94	94	94	94	94	94	94	94	94	94	94	94
369	20	31	31	369	11	30	68	68	31	31	31	31	369	68	369	94	94	94	94	369	369	369	369	369	369	369	369	369	369	369	369	369	369	369	369
12	21	94	94	11	30	12	64	64	68	68	68	68	68	68	369	94	12	254	254	254	254	254	254	254	254	254	254	254	254	254	254	254	254	254	254
30	22	64	64	12	12	68	94	94	94	94	94	94	94	94	94	12	254	12	12	12	12	12	12	12	12	12	12	12	12	12	12	12	12	12	12
31	23	68	68	68	68	64	31	31	12	12	12	12	12	12	12	254	68	68	68	68	68	68	68	68	68	68	68	68	68	68	68	68	68	68	68
64	24	254	254	254	254	254	254	254	254	254	254	254	254	254	254	68	42	42	42	42	42	42	42	42	42	42	42	42	42	42	42	42	42	42	42
94	25	77	77	77	77	77	77	77	77	77	77	77	77	77	77	42	70	70	70	70	70	70	70	70	70	70	70	70	70	70	70	70	70	70	70
157	26	300	300	300	300	300	300	300	300	300	300	42	42	42	42	70	300	300	300	300	300	300	300	300	300	300	300	300	300	300	300	300	300	300	300
123	27	42	42	42	123	123	123	42	42	42	70	70	70	70	70	300	57	57	57	57	57	57	57	57	57	57	57	57	57	57	57	57	57	57	57
300	28	123	123	123	42	42	42	70	57	57	300	300	300	300	57	39	39	39	39	39	39	39	39	39	39	39	39	39	39	39	39	39	39	39	39
39	29	57	57	57	70	70	70	57	70	57	57	57	57	57	57	39	123	123	123	123	123	123	123	123	123	123	123	123	123	123	123	123	123	123	123
70	30	70	70	70	57	57	57	39	39	39	39	39	39	39	39	123	123	123	123	123	123	123	123	123	123	123	123	123	123	123	123	123	123	123	123
69	31	39	39	39	39	39	39	123	123	123	123	123	123	123	123	123	123	123	123	123	123	123	123	123	123	123	123	123	123	123	123	123	123	123	123
57	32	69	69	69	69	69	69	69	69	69	69	69	69	69	69	69	69	69	69	69	69	69	69	69	69	69	69	69	69	69	69	69	69	69	69
42	33	17	17	17	17	17	17	17	17	17	17	17	17	17	17	17	17	17	17	17	17	17	17	17	17	17	17	17	17	17	17	17	17	17	17
254	34																																		
16	35																																		
5	36																																		
17	37																																		
991	38																																		



BELCAR ENDURANCE CHAMPIONSHIP
SPA RACING FESTIVAL
RACE

Lap Chart

LAP						
Nr	Pos	66	67	68	69	70
111	1	2	111	2	111	111
1	2	111	2	111	2	2
9	3	1	1	1	1	1
14	4	98	98	98	98	
98	5	99	99	99		
62	6	14	14	14		
99	7	24	24	24		
24	8	8	8	8		
77	9	9	9	9		
8	10	911	911			
191	11	7				
44	12	62				
68	13	44				
2	14					
7	15					
3	16					
911	17					
21	18					
11	19					
369	20					
12	21					
30	22					
31	23					
64	24					
94	25					
157	26					
123	27					
300	28					
39	29					
70	30					
69	31					
57	32					
42	33					
254	34					
16	35					
5	36					
17	37					
991	38					




BELCAR ENDURANCE CHAMPIONSHIP SPA RACING FESTIVAL RACE

Analysis by lap

Lapped

Nr	Lap Time	Gap	Nr	Lap Time	Gap	Nr	Lap Time	Gap	Nr	Lap Time	Gap	Nr	Lap Time	Gap
Lap 1			30	2:35.427	26.945	Lap 4			991	2:29.550	42.792	191	2:30.477	41.135
99	2:28.773		11	2:36.587	27.099	111	2:24.025		30	2:34.332	56.562	8	2:30.475	42.406
111	2:29.067	0.294	64	2:35.960	27.934	1	2:25.448	2.221	64	2:36.654	1:01.266	98	2:30.847	43.397
9	2:29.614	0.841	991	2:31.376	28.023	9	2:26.889	5.237	11	2:35.916	1:01.690	157	2:47.185	1 Lap
1	2:29.948	1.175	12	2:36.551	29.136	99	2:27.594	5.270	12	2:36.194	1:02.459	3	2:32.501	49.319
24	2:31.719	2.946	369	2:40.003	36.033	24	2:27.752	9.845	254	2:35.840	1:09.041	68	2:31.931	51.564
14	2:34.903	6.130	254	2:37.585	36.294	14	2:28.143	10.872	369	2:36.608	1:14.105	7	2:32.744	51.593
2	2:35.402	6.629	94	2:41.455	38.977	2	2:27.939	11.052	94	2:39.446	1:21.205	911	2:31.959	56.174
191	2:37.332	8.559	5	2:41.393	41.937	17	3:34.753	1 Lap	31	2:41.842	1:38.192	69	2:58.039	1 Lap
77	2:38.185	9.412	31	2:45.512	45.053	191	2:29.262	21.481	Lap 6			991	2:32.320	56.791
7	2:39.817	11.044	123	2:49.170	55.408	77	2:29.339	22.587	111	2:26.190		44	2:32.661	58.618
8	2:40.112	11.339	300	2:54.813	1:07.454	62	2:27.470	22.697	1	2:26.843	1.229	57	2:58.490	1 Lap
98	2:40.663	11.890	69	2:56.224	1:13.824	8	2:29.134	27.680	300	2:52.332	1 Lap	42	2:58.479	1 Lap
62	2:40.970	12.197	57	2:57.422	1:14.132	98	2:30.460	30.034	99	2:27.758	8.890	30	2:38.239	1:20.528
3	2:41.908	13.135	39	3:01.454	1:19.593	7	2:32.039	30.363	2	2:24.374	9.147	70	3:01.432	1 Lap
68	2:42.619	13.846	42	2:57.985	1:19.994	3	2:31.201	30.715	9	2:27.866	9.716	64	2:39.646	1:28.897
44	2:43.093	14.320	70	3:03.711	1:27.102	68	2:31.148	31.485	14	2:26.506	10.933	11	2:39.622	1:29.000
911	2:43.835	15.062	157	2:49.937	1:33.288	44	2:30.794	31.955	24	2:29.211	16.826	12	2:39.549	1:29.431
11	2:45.375	16.602	17	3:07.276	1:35.978	911	2:30.457	33.012	157	2:48.970	1 Lap	254	2:36.162	1:32.184
30	2:46.381	17.608	Lap 3			991	2:29.070	38.613	69	2:57.047	1 Lap	77	3:29.726	1:41.110
64	2:46.837	18.064	111	2:25.024		30	2:34.374	47.601	57	2:58.426	1 Lap	369	2:39.050	1:42.039
12	2:47.448	18.675	1	2:25.210	0.798	64	2:35.934	49.983	42	2:57.493	1 Lap	123	2:52.126	1 Lap
369	2:50.893	22.120	99	2:27.168	1.701	11	2:36.302	51.145	191	2:32.494	33.278	39	3:06.344	1 Lap
991	2:51.510	22.737	9	2:26.332	2.373	12	2:35.968	51.636	77	2:32.713	34.004	94	2:38.161	1:47.672
94	2:52.385	23.612	24	2:27.559	6.118	254	2:35.150	58.572	8	2:29.671	34.551	31	2:38.549	2:07.230
254	2:53.572	24.799	14	2:27.317	6.754	369	2:37.204	1:02.868	98	2:30.400	35.170	Lap 8		
31	2:54.404	25.631	2	2:27.279	7.138	94	2:38.284	1:07.130	3	2:30.159	39.438	111	2:22.684	
5	2:55.407	26.634	191	2:29.611	16.244	31	2:43.373	1:21.721	7	2:30.645	41.469	1	2:23.223	1.971
123	3:01.101	32.328	77	2:29.138	17.273	5	2:55.800	1:28.373	68	2:30.745	42.253	2	2:21.792	7.120
300	3:07.504	38.731	62	2:27.978	19.252	300	2:52.878	2:04.368	911	2:31.601	46.835	9	2:23.298	13.233
57	3:11.573	42.800	7	2:31.196	22.349	123	3:19.409	2:14.113	70	2:59.388	1 Lap	14	2:24.454	16.316
69	3:12.463	43.690	8	2:31.852	22.571	69	2:56.175	2:15.731	991	2:30.489	47.091	99	2:27.779	20.116
39	3:13.002	44.229	3	2:30.774	23.539	57	2:56.878	2:18.210	44	2:32.820	48.577	24	2:28.301	28.475
42	3:16.872	48.099	98	2:30.505	23.599	157	2:46.972	2:21.448	39	3:05.464	1 Lap	62	2:27.646	42.458
70	3:18.254	49.481	68	2:30.458	24.362	Lap 5			30	2:34.537	1:04.909	8	2:28.555	48.277
17	3:23.565	54.792	44	2:30.824	25.186	111	2:25.371		64	2:36.795	1:11.871	191	2:30.242	48.693
157	3:38.214	1:09.441	911	2:31.122	26.580	1	2:23.726	0.576	11	2:36.498	1:11.998	98	2:28.167	48.880
Lap 2			991	2:31.012	33.568	42	2:58.112	1 Lap	12	2:36.233	1:12.502	3	2:30.901	57.536
99	2:26.090		30	2:35.774	37.252	99	2:27.423	7.322	123	3:52.075	1 Lap	7	2:31.836	1:00.745
111	2:26.239	0.443	64	2:35.607	38.074	9	2:28.174	8.040	254	2:35.791	1:18.642	68	2:32.209	1:01.089
1	2:25.970	1.055	11	2:37.236	38.868	14	2:25.116	10.617	369	2:37.694	1:25.609	911	2:31.350	1:04.840
9	2:26.757	1.508	12	2:36.024	39.693	2	2:25.282	10.963	94	2:37.116	1:32.131	991	2:30.927	1:05.034
24	2:27.170	4.026	254	2:36.620	47.447	70	2:59.384	1 Lap	31	2:39.299	1:51.301	300	2:52.826	1 Lap
14	2:24.864	4.904	369	2:39.123	49.689	24	2:29.331	13.805	Lap 7			44	2:32.118	1:08.052
2	2:24.787	5.326	94	2:39.361	52.871	39	3:03.951	1 Lap	111	2:22.620		157	2:48.353	1 Lap
191	2:29.631	12.100	5	2:40.128	56.598	62	2:29.424	26.750	1	2:22.823	1.432	30	2:35.599	1:33.443
77	2:30.280	13.602	31	2:42.787	1:02.373	191	2:30.864	26.974	2	2:21.485	8.012	69	3:01.909	1 Lap
8	2:30.937	16.186	123	2:48.788	1:18.729	77	2:30.265	27.481	9	2:25.523	12.619	57	2:58.370	1 Lap
7	2:31.666	16.620	300	2:53.528	1:35.515	98	2:26.297	30.960	14	2:26.233	14.546	42	2:56.999	1 Lap
62	2:30.634	16.741	69	2:55.224	1:43.581	8	2:28.761	31.070	99	2:28.751	15.021	64	2:37.528	1:43.741
3	2:31.187	18.232	57	2:56.692	1:45.357	3	2:30.125	35.469	24	2:28.652	22.858	11	2:37.565	1:43.881
98	2:32.761	18.561	42	2:58.241	1:52.768	7	2:32.022	37.014	300	2:53.132	1 Lap	12	2:37.663	1:44.410
68	2:31.615	19.371	157	2:50.680	1:58.501	68	2:31.584	37.698	62	2:29.578	37.496	254	2:36.717	1:46.217
44	2:31.599	19.829	70	3:02.121	2:03.756	911	2:33.783	41.424	Lap 8			369	2:38.654	1:58.009
911	2:31.953	20.925	39	3:12.738	2:06.864	44	2:35.363	41.947	70	2:59.171	1 Lap			




BELCAR ENDURANCE CHAMPIONSHIP SPA RACING FESTIVAL RACE

Analysis by lap

Lapped

Nr	Lap Time	Gap	Nr	Lap Time	Gap	Nr	Lap Time	Gap	Nr	Lap Time	Gap	Nr	Lap Time	Gap
94	2:37.755	2:02.743	7	2:31.455	1:15.741	369	2:39.945	1 Lap	77	2:30.708	2 Laps	98	2:26.988	1:25.641
123	2:56.074	1 Lap	991	2:29.968	1:18.369	94	2:40.178	1 Lap				31	2:37.885	1 Lap
17	3:10.765	3 Laps	911	2:31.292	1:20.753	99	2:28.334	37.113	Lap 14			62	2:31.295	1:26.790
31	2:37.508	2:22.054	44	2:30.669	1:22.134	31	2:38.201	1 Lap	111	2:23.627		8	2:29.628	1:28.611
Lap 9			77	7:11.459	2 Laps	24	2:30.226	49.141	2	2:23.420	7.647	191	2:30.233	1:34.210
111	2:22.988		157	2:45.439	1 Lap	57	2:59.253	2 Laps	1	2:24.886	9.433	300	2:52.053	2 Laps
1	2:23.936	2.919	30	2:35.036	1:56.466	62	2:30.557	1:04.034	30	2:39.420	1 Lap	68	2:27.061	1:48.126
39	3:04.367	2 Laps	300	2:51.461	1 Lap	42	2:58.004	2 Laps	39	2:59.629	3 Laps	3	2:31.543	1:53.599
2	2:22.056	6.188	11	2:35.948	2:10.268	8	2:29.690	1:08.540	9	2:24.476	14.992	991	2:29.948	1:53.924
9	2:23.001	13.246	64	2:36.698	2:10.274	98	2:29.564	1:09.516	11	2:37.485	1 Lap	7	2:32.240	1:57.702
14	2:22.993	16.321	12	2:35.730	2:12.266	191	2:30.170	1:13.736	14	2:30.759	26.019	911	2:31.693	1:59.915
99	2:27.328	24.456	254	2:36.293	2:13.597	69	3:04.847	2 Laps	64	2:40.146	1 Lap	44	2:30.527	2:01.136
24	2:28.472	33.959	Lap 11			123	2:51.247	2 Laps	12	2:39.838	1 Lap			
62	2:30.072	49.542	111	2:26.059		3	2:32.235	1:26.878	254	2:39.840	1 Lap	Lap 16		
8	2:28.965	54.254	1	2:24.329	3.423	68	2:31.782	1:27.310	17	3:07.920	5 Laps	111	2:26.715	
191	2:31.184	56.889	2	2:24.563	4.780	70	3:01.388	2 Laps	157	2:47.314	2 Laps	77	2:36.051	3 Laps
98	2:31.347	57.239	369	2:40.040	1 Lap	7	2:31.510	1:29.957	99	2:29.399	48.204	2	2:23.109	2.756
3	2:31.159	1:05.707	94	2:39.942	1 Lap	991	2:30.512	1:30.271	369	2:39.793	1 Lap	1	2:24.870	9.013
7	2:30.794	1:08.551	9	2:23.424	12.843	911	2:30.234	1:33.287	94	2:38.436	1 Lap	123	2:51.055	3 Laps
68	2:30.955	1:09.056	14	2:27.002	17.090	44	2:32.526	1:36.447	24	2:29.212	1:01.075	9	2:26.072	17.580
991	2:30.620	1:12.666	57	3:00.136	2 Laps	39	3:00.501	2 Laps	31	2:37.777	1 Lap	42	2:56.605	3 Laps
911	2:31.874	1:13.726	31	2:39.930	1 Lap	77	2:32.577	2 Laps	300	2:52.038	2 Laps	57	3:00.141	3 Laps
44	2:30.666	1:15.730	42	3:03.433	2 Laps	17	3:07.188	4 Laps	62	2:30.064	1:18.660	14	2:25.679	26.428
157	2:47.274	1 Lap	99	2:29.933	32.437	30	2:34.391	2:16.702	98	2:30.223	1:21.818	30	2:36.745	1 Lap
300	2:52.440	1 Lap	69	3:04.518	2 Laps	Lap 13			8	2:30.998	1:22.148	11	2:36.731	1 Lap
30	2:35.240	1:45.695	24	2:29.680	42.573	111	2:22.920		191	2:30.178	1:27.142	70	3:00.340	3 Laps
64	2:37.088	1:57.841	123	2:49.547	2 Laps	2	2:26.271	7.854	68	2:30.551	1:44.230	99	2:29.454	56.714
11	2:37.692	1:58.585	70	3:01.834	2 Laps	1	2:26.700	8.174	3	2:31.831	1:45.221	64	2:38.163	1 Lap
12	2:39.379	2:00.801	62	2:29.353	57.135	11	2:36.998	1 Lap	991	2:30.643	1:47.141	254	2:38.163	1 Lap
254	2:38.340	2:01.569	8	2:29.631	1:02.508	157	2:45.805	2 Laps	7	2:32.514	1:48.627	12	2:38.079	1 Lap
57	3:00.856	1 Lap	98	2:27.404	1:03.610	9	2:23.851	14.143	911	2:32.004	1:51.387	24	2:29.778	1:10.927
369	2:40.126	2:15.147	191	2:30.122	1:07.224	64	2:37.933	1 Lap	44	2:32.984	1:53.774	369	2:39.383	1 Lap
42	2:57.927	1 Lap	3	2:30.602	1:18.301	12	2:38.445	1 Lap	123	2:50.826	2 Laps	157	2:48.248	2 Laps
94	2:38.342	2:18.097	68	2:31.503	1:19.186	254	2:37.637	1 Lap	57	2:59.494	2 Laps	94	2:38.031	1 Lap
69	3:06.523	1 Lap	39	3:05.928	2 Laps	14	2:23.570	18.887	42	2:57.696	2 Laps	98	2:27.330	1:26.256
Lap 10			7	2:32.423	1:22.105	369	2:38.250	1 Lap	77	2:31.284	2 Laps	39	3:05.253	3 Laps
111	2:24.265		991	2:31.107	1:23.417	94	2:39.080	1 Lap	Lap 15			62	2:31.447	1:31.522
1	2:26.499	5.153	911	2:32.017	1:26.711	99	2:28.239	42.432	111	2:23.165		8	2:29.864	1:31.760
2	2:24.353	6.276	17	3:10.673	4 Laps	300	3:01.801	2 Laps	2	2:21.880	6.362	31	2:38.282	1 Lap
31	2:40.275	1 Lap	44	2:31.504	1:27.579	24	2:29.269	55.490	1	2:24.590	10.858	191	2:30.542	1:38.037
9	2:26.497	15.478	77	2:34.621	2 Laps	31	2:36.910	1 Lap	9	2:26.396	18.223	68	2:27.832	1:49.243
14	2:24.091	16.147	30	2:35.562	2:05.969	62	2:31.109	1:12.223	70	3:01.538	3 Laps	17	3:08.147	5 Laps
70	3:01.341	2 Laps	157	2:44.857	1 Lap	8	2:29.157	1:14.777	3	2:32.387	1:59.271	3	2:32.387	1:59.271
123	2:53.507	2 Laps	11	2:36.913	2:21.122	98	2:28.626	1:15.222	14	2:24.610	27.464	991	2:32.578	1:59.787
99	2:28.372	28.563	64	2:38.798	2:23.013	191	2:29.775	1:20.591	30	2:41.080	1 Lap	7	2:32.886	2:03.873
24	2:29.258	38.952	12	2:37.047	2:23.254	57	2:58.659	2 Laps	11	2:37.609	1 Lap	911	2:32.378	2:05.578
39	3:03.167	2 Laps	Lap 12			3	2:33.059	1:37.017	64	2:39.240	1 Lap	44	2:31.690	2:06.111
17	3:08.233	4 Laps	111	2:23.658		68	2:32.916	1:37.306	254	2:38.625	1 Lap	39	3:05.253	3 Laps
62	2:28.564	53.841	254	2:36.997	1 Lap	7	2:32.703	1:39.740	12	2:39.451	1 Lap	62	2:31.447	1:31.522
8	2:28.947	58.936	1	2:24.629	4.394	991	2:32.774	1:40.125	39	3:03.760	3 Laps	8	2:29.864	1:31.760
98	2:29.291	1:02.265	2	2:23.381	4.503	42	2:58.037	2 Laps	99	2:28.936	53.975	31	2:38.282	1 Lap
191	2:30.537	1:03.161	300	2:52.814	2 Laps	123	2:50.064	2 Laps	157	2:46.990	2 Laps	191	2:30.542	1:38.037
68	2:28.951	1:13.742	9	2:24.027	13.212	911	2:32.643	1:43.010	369	2:38.379	1 Lap	68	2:27.832	1:49.243
3	2:32.316	1:13.758	14	2:24.805	18.237	44	2:30.890	1:44.417	24	2:29.954	1:07.864	17	3:08.147	5 Laps
						69	3:06.395	2 Laps	94	2:38.839	1 Lap	3	2:32.387	1:59.271
						70	2:59.696	2 Laps	17	3:06.805	5 Laps	9	2:23.848	16.769
												14	2:23.131	24.900




BELCAR ENDURANCE CHAMPIONSHIP SPA RACING FESTIVAL RACE

Analysis by lap

Lapped

Nr	Lap Time	Gap	Nr	Lap Time	Gap	Nr	Lap Time	Gap	Nr	Lap Time	Gap	Nr	Lap Time	Gap
123	2:47.870	3 Laps	3	2:31.039	2:13.692	64	2:39.630	1 Lap	157	2:47.695	3 Laps	12	2:39.549	2 Laps
30	2:36.492	1 Lap	911	2:31.826	2:21.295	254	2:39.580	1 Lap	77	2:33.313	3 Laps	9	2:28.555	18.814
42	2:57.033	3 Laps	44	2:32.470	2:23.551	12	2:38.704	1 Lap	68	3:39.490	1 Lap	991	2:32.241	1 Lap
57	2:56.869	3 Laps	Lap 19			8	2:30.147	1:57.143	99	2:30.898	1:22.518	14	2:31.377	1 Lap
11	2:35.767	1 Lap	111	2:23.994	62	2:31.762	2:02.332	70	3:00.330	4 Laps	39	3:09.815	6 Laps	
99	2:28.940	1:00.995	2	2:24.133	0.456	68	2:29.012	2:07.939	369	2:36.179	2 Laps	911	2:33.713	1 Lap
64	2:38.337	1 Lap	1	2:25.364	11.894	191	2:32.378	2:08.083	30	2:37.453	1 Lap	94	2:40.262	2 Laps
254	2:38.407	1 Lap	9	2:23.500	16.260	94	2:38.402	1 Lap	24	2:30.577	1:43.193	44	2:34.997	1 Lap
12	2:38.310	1 Lap	77	2:32.396	3 Laps	991	2:30.631	2:25.251	69	2:29.795	10 Laps	123	2:52.572	4 Laps
24	2:29.155	1:15.423	39	3:05.408	4 Laps	Lap 21			7	2:33.962	1 Lap	31	2:37.494	2 Laps
98	2:29.876	1:31.473	14	2:28.025	27.720	111	2:27.238	11	2:38.175	1 Lap	17	3:08.066	7 Laps	
70	3:02.004	3 Laps	300	2:53.399	3 Laps	2	2:27.238	0.282	300	2:53.490	3 Laps	99	2:30.098	1:34.702
94	2:39.343	1 Lap	17	3:11.598	6 Laps	3	2:32.801	1 Lap	8	2:29.882	2:07.420	70	4:58.262	5 Laps
8	2:30.593	1:37.694	99	2:28.758	1:10.854	14	4:27.326	1 Lap	98	2:26.722	2:10.617	191	2:29.680	1 Lap
369	2:41.851	1 Lap	30	2:35.580	1 Lap	31	2:41.630	2 Laps	39	5:56.169	5 Laps	42	2:57.916	4 Laps
62	2:33.062	1:39.925	123	2:46.935	3 Laps	42	2:58.117	4 Laps	62	2:33.138	2:18.043	57	2:57.965	4 Laps
157	2:45.977	2 Laps	11	2:35.924	1 Lap	57	2:58.133	4 Laps	64	2:39.087	1 Lap	24	2:30.237	1:58.026
191	2:30.870	1:44.248	24	2:30.034	1:29.500	1	2:25.573	10.510	Lap 23			369	2:33.910	2 Laps
31	2:36.974	1 Lap	7	2:33.442	1 Lap	911	2:32.992	1 Lap	2	2:22.902	30	2:36.087	1 Lap	
68	2:28.609	1:53.193	64	2:38.457	1 Lap	9	2:23.983	11.635	254	2:39.415	2 Laps	7	2:33.055	1 Lap
991	2:31.446	2:06.574	98	2:31.120	1:41.789	44	2:33.883	1 Lap	12	2:39.123	2 Laps	3	4:17.827	1 Lap
3	2:32.148	2:06.760	254	2:38.444	1 Lap	157	2:47.860	3 Laps	111	2:24.678	2.416	11	2:36.281	1 Lap
39	3:03.874	3 Laps	12	2:38.526	1 Lap	77	2:33.388	3 Laps	991	2:30.697	1 Lap	Lap 25		
911	2:32.657	2:13.576	8	2:30.739	1:51.935	70	3:00.736	4 Laps	14	2:28.686	1 Lap	2	2:22.757	
44	2:33.736	2:15.188	62	2:30.982	1:55.509	99	2:30.099	1:17.812	1	2:26.409	13.583	8	2:30.777	1 Lap
Lap 18			191	2:31.558	2:00.644	369	2:36.642	2 Laps	9	2:26.558	14.450	98	2:32.391	1 Lap
111	2:24.107	42	2:57.489	3 Laps	30	2:35.460	1 Lap	123	2:51.623	4 Laps	68	6:23.514	3 Laps	
2	2:22.768	0.317	57	2:57.792	3 Laps	300	2:52.743	3 Laps	3	2:35.394	1 Lap	1	2:25.781	18.387
1	2:24.848	10.524	68	2:28.801	2:03.866	24	2:30.019	1:38.808	94	2:39.567	2 Laps	77	2:40.356	4 Laps
300	2:54.045	3 Laps	94	2:38.439	1 Lap	11	2:36.156	1 Lap	911	2:32.800	1 Lap	9	2:30.971	27.028
9	2:24.092	16.754	31	2:36.343	1 Lap	7	2:32.970	1 Lap	44	2:33.104	1 Lap	14	2:32.167	1 Lap
17	3:08.407	6 Laps	991	2:30.701	2:19.559	8	2:33.825	2:03.730	31	2:39.783	2 Laps	991	2:34.347	1 Lap
77	2:31.393	3 Laps	3	2:30.995	2:20.693	64	2:40.817	1 Lap	17	3:07.829	7 Laps	64	2:40.096	2 Laps
14	2:22.896	23.689	Lap 20			98	2:53.096	2:10.087	42	2:58.040	4 Laps	254	2:40.297	2 Laps
123	2:47.615	3 Laps	111	2:24.939	254	2:40.900	1 Lap	57	2:59.756	4 Laps	12	2:40.674	2 Laps	
30	2:35.724	1 Lap	2	2:24.765	0.282	12	2:41.274	1 Lap	99	2:29.179	1:28.795	300	2:55.872	4 Laps
99	2:29.202	1:06.090	911	2:32.476	1 Lap	62	2:36.003	2:11.097	191	4:06.330	1 Lap	911	2:32.561	1 Lap
11	2:35.388	1 Lap	157	2:47.413	3 Laps	123	2:58.026	3 Laps	24	2:31.689	1:51.980	44	2:32.216	1 Lap
7	4:07.479	1 Lap	44	2:31.117	1 Lap	191	2:40.979	2:21.824	369	2:35.076	2 Laps	94	2:37.406	2 Laps
24	2:32.144	1:23.460	1	2:25.220	12.175	Lap 22			30	2:36.200	1 Lap	31	2:37.751	2 Laps
64	2:39.048	1 Lap	9	2:23.569	14.890	2	2:25.910	7	2:33.801	1 Lap	39	3:05.702	6 Laps	
254	2:39.182	1 Lap	70	3:02.607	4 Laps	111	2:26.832	0.640	11	2:36.475	1 Lap	111	3:56.884	1:39.179
42	2:58.659	3 Laps	77	2:34.837	3 Laps	991	2:31.852	1 Lap	8	2:32.476	2:16.994	99	2:31.051	1:42.996
12	2:39.984	1 Lap	300	2:52.821	3 Laps	17	3:10.902	7 Laps	98	2:30.006	2:17.721	191	2:28.652	1 Lap
57	2:59.138	3 Laps	39	3:08.444	4 Laps	14	2:30.482	1 Lap	Lap 24			69	4:11.267	11 Laps
98	2:27.297	1:34.663	99	2:29.036	1:14.951	94	2:40.506	2 Laps	2	2:24.191	24	2:32.360	2:07.629	
8	2:31.603	1:45.190	369	4:16.035	2 Laps	3	2:33.925	1 Lap	69	3:05.850	11 Laps	369	2:33.517	2 Laps
62	2:32.703	1:48.521	30	2:35.956	1 Lap	1	2:25.758	10.076	77	4:00.514	4 Laps	17	3:05.821	7 Laps
94	2:39.900	1 Lap	11	2:35.660	1 Lap	9	2:25.351	10.794	111	2:26.827	5.052	70	2:59.583	5 Laps
191	2:32.939	1:53.080	24	2:31.466	1:36.027	911	2:34.647	1 Lap	62	2:34.302	1 Lap	30	2:36.566	1 Lap
369	2:40.660	1 Lap	7	2:32.988	1 Lap	31	2:39.804	2 Laps	300	2:54.034	4 Laps	Lap 26		
68	2:29.973	1:59.059	98	2:27.379	1:44.229	44	2:33.647	1 Lap	64	2:39.514	2 Laps	2	2:23.004	
31	2:38.059	1 Lap	17	3:07.105	6 Laps	42	2:57.633	4 Laps	1	2:25.971	15.363	42	2:58.983	5 Laps
157	2:47.571	2 Laps	123	2:51.856	3 Laps	57	2:57.987	4 Laps	254	2:39.557	2 Laps	7	2:33.743	2 Laps
70	3:03.139	3 Laps												
991	2:30.385	2:12.852												




BELCAR ENDURANCE CHAMPIONSHIP SPA RACING FESTIVAL RACE

Analysis by lap

Lapped

Nr	Lap Time	Gap	Nr	Lap Time	Gap	Nr	Lap Time	Gap	Nr	Lap Time	Gap	Nr	Lap Time	Gap				
3	2:33.902	2 Laps	24	2:31.086	2:19.004	64	5:18.872	3 Laps	99	2:31.009	1 Lap	123	2:49.908	7 Laps				
57	2:58.226	5 Laps	Lap 28			17	5:52.114	9 Laps	68	2:38.571	3 Laps	62	2:33.200	2 Laps				
62	4:47.035	2 Laps	2	2:22.457	94	2:35.196	2 Laps	77	2:34.848	4 Laps	369	2:34.901	3 Laps					
98	2:27.923	1 Lap	369	2:33.427	3 Laps	111	2:27.015	1:42.605	24	2:32.926	1 Lap	70	2:57.691	7 Laps				
8	2:30.701	1 Lap	39	3:04.889	7 Laps	70	2:59.660	6 Laps	111	2:29.445	1:50.792	12	2:36.818	3 Laps				
11	2:37.598	2 Laps	7	2:33.383	2 Laps	123	2:51.912	6 Laps	44	2:36.023	1 Lap	14	2:28.753	1 Lap				
1	2:25.292	20.675	3	2:32.657	2 Laps	31	2:38.339	2 Laps	64	2:35.695	3 Laps	3	2:32.057	2 Laps				
68	2:37.496	3 Laps	62	2:30.024	2 Laps	191	2:28.649	1 Lap	42	2:59.400	6 Laps	7	2:33.930	2 Laps				
9	2:24.147	28.171	57	5:06.693	6 Laps	11	2:39.828	2 Laps	94	2:35.858	2 Laps	30	2:36.104	2 Laps				
77	2:36.510	4 Laps	991	4:24.241	2 Laps	Lap 30			99	2:30.705	1 Lap							
14	2:28.249	1 Lap	1	2:27.423	24.673	2	2:22.768	57	3:01.335	6 Laps	111	2:27.439	1:17.586					
991	2:38.258	1 Lap	98	2:33.090	1 Lap	300	2:53.839	5 Laps	39	3:03.769	7 Laps	31	4:07.068	3 Laps				
64	2:39.408	2 Laps	8	2:32.977	1 Lap	12	2:38.402	3 Laps	191	2:30.329	1 Lap	17	9:53.939	12 Laps				
254	2:38.354	2 Laps	30	2:37.083	2 Laps	369	2:33.950	3 Laps	911	5:41.749	2 Laps	77	2:34.763	4 Laps				
12	2:38.464	2 Laps	9	2:25.239	28.816	62	2:29.038	2 Laps	69	2:58.460	12 Laps	24	2:31.114	1 Lap				
911	2:33.740	1 Lap	69	3:00.230	12 Laps	1	2:29.217	38.717	8	4:07.683	1 Lap	68	2:40.423	3 Laps				
44	2:32.996	1 Lap	14	2:30.458	1 Lap	9	2:26.422	38.929	31	2:38.975	2 Laps	1	3:57.510	1:40.832				
94	2:36.254	2 Laps	68	2:37.871	3 Laps	98	2:34.109	1 Lap	11	2:38.347	2 Laps	64	2:36.382	3 Laps				
300	2:52.395	4 Laps	77	2:38.254	4 Laps	7	2:37.479	2 Laps	70	2:56.972	6 Laps	2	2:29.806	1:47.015				
31	2:39.264	2 Laps	70	2:59.237	6 Laps	8	2:32.461	1 Lap	123	2:48.322	6 Laps	94	2:39.582	2 Laps				
111	2:22.887	1:39.062	911	2:35.171	1 Lap	3	2:38.116	2 Laps	Lap 32			191	2:29.318	1 Lap				
99	2:30.109	1:50.101	44	2:35.741	1 Lap	14	2:28.012	1 Lap	9	2:23.640	911	2:38.294	2 Laps					
191	2:29.895	1 Lap	254	2:40.319	2 Laps	30	2:38.152	2 Laps	1	2:28.365	8.436	300	2:58.989	6 Laps				
39	3:04.344	6 Laps	94	2:35.485	2 Laps	99	4:01.979	1 Lap	62	2:31.423	2 Laps	8	2:31.142	1 Lap				
24	2:30.150	2:14.775	123	2:51.335	6 Laps	68	2:39.968	3 Laps	369	2:36.182	3 Laps	911	2:33.239	2 Laps				
369	2:32.830	2 Laps	111	2:23.956	1:38.017	42	2:59.915	6 Laps	98	2:27.942	1 Lap	Lap 34						
Lap 27			31	2:40.093	2 Laps	77	2:38.518	4 Laps	12	2:38.467	3 Laps	9	2:24.960					
2	2:26.857	11	2:38.907	2 Laps	39	3:03.865	7 Laps	3	2:31.720	2 Laps	11	2:39.158	3 Laps					
69	3:00.444	12 Laps	99	2:30.561	2:00.970	57	3:02.530	6 Laps	14	2:30.910	1 Lap	42	3:00.579	7 Laps				
7	2:33.404	2 Laps	191	2:28.855	1 Lap	24	2:33.840	1 Lap	7	2:34.649	2 Laps	98	2:31.611	1 Lap				
3	2:33.083	2 Laps	300	2:53.809	4 Laps	44	2:35.909	1 Lap	30	2:36.401	2 Laps	98	2:31.611	1 Lap				
62	2:32.921	2 Laps	Lap 29			111	2:27.565	1:47.402	99	2:30.898	1 Lap	57	3:00.159	7 Laps				
30	2:41.312	2 Laps	2	2:22.427	64	2:36.126	3 Laps	68	2:38.901	3 Laps	62	2:32.891	2 Laps					
98	2:33.566	1 Lap	12	2:38.027	3 Laps	69	2:58.611	12 Laps	77	2:33.645	4 Laps	39	3:00.416	8 Laps				
8	2:33.906	1 Lap	369	2:32.614	3 Laps	254	2:40.611	2 Laps	111	2:25.209	1:15.261	69	2:57.111	13 Laps				
1	2:25.889	19.707	62	2:31.307	2 Laps	94	2:35.805	2 Laps	24	2:31.751	1 Lap	369	2:33.218	3 Laps				
9	2:24.720	26.034	7	2:34.644	2 Laps	191	2:30.309	1 Lap	44	2:32.063	1 Lap	14	2:28.090	1 Lap				
70	2:59.893	6 Laps	3	2:33.774	2 Laps	70	2:58.182	6 Laps	300	6:37.379	6 Laps	44	4:01.878	2 Laps				
42	2:57.895	5 Laps	1	2:30.022	32.268	31	2:38.883	2 Laps	64	2:35.782	3 Laps	12	2:38.127	3 Laps				
68	2:38.310	3 Laps	98	2:29.750	1 Lap	Lap 31			94	2:35.864	2 Laps	3	2:31.248	2 Laps				
17	3:07.503	8 Laps	9	2:28.886	35.275	2	2:26.055	2	4:43.063	1:42.323	123	2:51.022	7 Laps					
14	2:26.503	1 Lap	8	2:32.586	1 Lap	11	2:38.056	3 Laps	254	2:38.641	2 Laps	7	2:35.342	2 Laps				
77	2:37.175	4 Laps	30	2:37.984	2 Laps	123	2:51.852	7 Laps	191	2:30.615	1 Lap	70	2:57.179	7 Laps				
254	2:40.827	2 Laps	14	2:31.274	1 Lap	12	2:37.428	3 Laps	911	2:35.201	2 Laps	99	2:32.522	1 Lap				
64	2:41.222	2 Laps	42	5:04.520	6 Laps	369	2:33.348	3 Laps	8	2:31.909	1 Lap	30	2:38.333	2 Laps				
123	7:27.496	6 Laps	39	3:04.571	7 Laps	9	2:24.226	37.100	42	2:58.551	6 Laps	111	2:23.411	1:16.037				
911	2:32.798	1 Lap	57	3:01.189	6 Laps	62	2:29.652	2 Laps	57	3:00.834	6 Laps	31	2:37.487	3 Laps				
44	2:32.445	1 Lap	68	2:38.405	3 Laps	1	2:28.149	40.811	39	3:00.960	7 Laps	77	2:34.784	4 Laps				
94	2:35.186	2 Laps	77	2:37.618	4 Laps	98	2:27.113	1 Lap	11	2:38.202	2 Laps	24	2:33.277	1 Lap				
31	2:39.798	2 Laps	69	2:59.977	12 Laps	991	7:42.919	4 Laps	69	2:57.963	12 Laps	1	2:28.888	1:44.760				
111	2:24.313	1:36.518	911	2:35.160	1 Lap	7	2:33.976	2 Laps	Lap 33			2	2:31.225	1:53.280				
11	3:52.774	2 Laps	44	2:34.499	1 Lap	3	2:33.700	2 Laps	9	2:25.114	64	2:37.412	3 Laps					
300	2:54.326	4 Laps	24	3:57.708	1 Lap	14	2:26.151	1 Lap	991	4:38.322	5 Laps	17	3:10.040	12 Laps				
99	2:29.622	1:52.866	254	2:38.193	2 Laps	30	2:38.060	2 Laps	98	2:28.988	1 Lap	8	2:31.973	1 Lap				
191	2:28.116	1 Lap														911	2:32.229	2 Laps
12	3:52.603	2 Laps														254	2:40.679	2 Laps




BELCAR ENDURANCE CHAMPIONSHIP SPA RACING FESTIVAL RACE

Analysis by lap

Lapped

Nr	Lap Time	Gap	Nr	Lap Time	Gap	Nr	Lap Time	Gap	Nr	Lap Time	Gap	Nr	Lap Time	Gap			
Lap 35																	
9	2:25.020		31	2:37.543	3 Laps	9	5:02.648	10.254	62	2:42.630	1 Lap	8	3:40.653	1 Lap			
68	3:32.764	4 Laps	77	2:36.541	4 Laps	69	2:57.885	13 Laps	300	3:00.285	6 Laps	12	3:20.634	3 Laps	1	3:21.215	19.349
300	2:57.834	7 Laps	2	2:28.217	1:59.082	57	2:58.951	7 Laps	44	3:00.036	1 Lap	77	3:21.141	4 Laps	911	3:21.480	2 Laps
11	2:38.150	3 Laps	70	2:57.454	7 Laps	39	3:02.291	8 Laps	42	2:59.561	6 Laps	191	3:21.000	1 Lap	98	3:21.378	1 Lap
62	2:30.412	2 Laps	94	2:45.236	3 Laps	24	3:02.497	1 Lap	123	2:59.669	6 Laps	911	3:21.480	2 Laps	3	3:22.098	2 Laps
14	2:27.586	1 Lap	191	2:29.505	1 Lap	31	3:01.016	3 Laps	Lap 40								
369	2:34.291	3 Laps	64	2:36.866	3 Laps	2	3:01.026	33.714	9	2:29.290		68	3:05.082	3 Laps			
42	2:58.489	7 Laps	Lap 37						69	2:58.086	13 Laps	62	3:05.520	1 Lap			
3	2:34.781	2 Laps	9	2:26.364		14	4:39.184	1 Lap	57	3:00.779	7 Laps	64	2:56.323	3 Laps			
44	2:37.389	2 Laps	8	2:33.219	2 Laps	99	3:58.116	1 Lap	39	3:01.477	8 Laps	94	4:19.860	3 Laps			
12	2:40.332	3 Laps	911	2:35.041	3 Laps	70	2:58.951	7 Laps	24	3:01.513	1 Lap	31	4:24.708	3 Laps			
7	2:35.418	2 Laps	98	2:29.744	2 Laps	94	2:59.270	3 Laps	31	3:01.577	3 Laps	300	2:57.049	6 Laps			
57	3:01.627	7 Laps	68	2:37.732	4 Laps	64	2:43.775	3 Laps	14	3:01.855	1 Lap	44	2:56.481	1 Lap			
69	3:00.457	13 Laps	14	2:36.791	1 Lap	8	2:42.457	1 Lap	111	4:05.349	44.958	42	3:00.100	6 Laps			
39	3:03.541	8 Laps	11	2:42.310	3 Laps	369	4:38.787	3 Laps	99	3:02.838	1 Lap	123	2:57.730	6 Laps			
123	2:51.716	7 Laps	62	2:39.696	2 Laps	11	4:55.357	3 Laps	70	3:01.073	7 Laps	17	20:54.045	17 Laps			
99	2:31.956	1 Lap	30	2:43.547	3 Laps	7	4:24.692	2 Laps	94	2:59.111	3 Laps	Lap 42					
111	2:24.006	1:15.023	369	2:43.903	3 Laps	12	5:26.933	3 Laps	369	2:59.384	3 Laps	9	3:41.451				
70	2:58.843	7 Laps	3	2:37.260	2 Laps	77	4:30.772	4 Laps	11	2:59.605	3 Laps	69	3:44.165	13 Laps			
31	2:39.031	3 Laps	300	3:04.472	7 Laps	1	4:31.839	2:01.372	7	2:59.290	2 Laps	57	3:43.931	7 Laps			
24	2:34.313	1 Lap	44	2:49.769	2 Laps	191	4:15.509	1 Lap	254	2:59.813	4 Laps	14	3:40.354	1 Lap			
77	2:37.635	4 Laps	7	2:44.576	2 Laps	911	4:00.052	2 Laps	30	2:52.828	3 Laps	39	3:43.009	8 Laps			
94	4:41.462	3 Laps	12	2:47.155	3 Laps	98	4:07.945	1 Lap	2	2:50.082	54.444	111	3:40.746	6.049			
1	2:27.972	1:47.712	254	6:30.213	4 Laps	68	3:24.144	3 Laps	8	2:46.808	1 Lap	99	3:40.945	1 Lap			
2	2:27.319	1:55.579	111	2:40.803	1:29.613	62	3:23.944	1 Lap	12	3:06.399	3 Laps	70	3:41.793	7 Laps			
191	2:28.941	1 Lap	99	2:35.857	1 Lap	300	3:40.756	6 Laps	77	3:06.535	4 Laps	369	3:41.371	3 Laps			
64	2:36.840	3 Laps	42	3:00.731	7 Laps	44	3:40.596	1 Lap	191	3:06.250	1 Lap	11	3:40.368	3 Laps			
8	2:33.858	1 Lap	123	2:58.706	7 Laps	Lap 39						7	3:40.195	2 Laps			
911	2:32.942	2 Laps	69	2:59.178	13 Laps	111	3:38.080		911	3:05.826	2 Laps	254	3:39.402	4 Laps			
Lap 36																	
9	2:24.714		57	3:00.803	7 Laps	42	3:38.823	7 Laps	98	3:05.767	1 Lap	30	3:39.434	3 Laps			
68	2:36.638	4 Laps	39	3:03.240	8 Laps	123	3:31.149	7 Laps	3	3:05.391	2 Laps	2	3:38.403	11.562			
98	4:51.712	2 Laps	24	2:56.296	1 Lap	9	4:18.927	51.101	68	2:40.968	3 Laps	8	3:38.118	1 Lap			
17	3:13.531	13 Laps	1	2:55.248	2:21.927	69	4:18.630	13 Laps	62	2:41.131	1 Lap	12	3:40.875	3 Laps			
11	2:38.583	3 Laps	77	2:51.876	4 Laps	57	4:18.653	7 Laps	64	4:02.989	3 Laps	77	3:40.142	4 Laps			
62	2:31.649	2 Laps	31	2:52.719	3 Laps	39	4:08.610	8 Laps	300	3:01.059	6 Laps	1	3:39.929	17.827			
14	2:27.266	1 Lap	2	2:52.364	2:25.082	24	4:08.486	1 Lap	44	3:02.136	1 Lap	191	3:39.712	1 Lap			
300	2:57.785	7 Laps	70	2:59.614	7 Laps	31	4:08.376	3 Laps	42	3:06.157	6 Laps	911	3:38.838	2 Laps			
30	4:24.526	3 Laps	94	2:59.616	3 Laps	14	4:05.266	1 Lap	123	3:08.716	6 Laps	3	3:36.728	2 Laps			
369	2:32.673	3 Laps	191	2:58.741	1 Lap	99	4:05.344	1 Lap	Lap 41								
3	2:30.593	2 Laps	64	2:59.940	3 Laps	70	4:03.174	7 Laps	9	4:21.236		98	3:39.064	1 Lap			
44	2:35.409	2 Laps	8	2:55.437	1 Lap	94	4:00.127	3 Laps	69	3:47.944	13 Laps	68	3:36.934	3 Laps			
12	2:36.516	3 Laps	911	2:54.849	2 Laps	64	3:59.562	3 Laps	57	3:43.488	7 Laps	64	3:35.774	3 Laps			
7	2:33.802	2 Laps	98	2:31.947	1 Lap	369	3:57.370	3 Laps	39	3:42.664	8 Laps	94	3:18.113	3 Laps			
111	2:24.865	1:15.174	68	4:09.727	3 Laps	11	3:56.435	3 Laps	24	3:42.879	1 Lap	31	3:17.849	3 Laps			
42	2:58.881	7 Laps	62	3:54.068	1 Lap	7	3:54.174	2 Laps	14	3:42.888	1 Lap	24	4:03.756	1 Lap			
99	2:32.922	1 Lap	30	3:42.985	2 Laps	254	4:53.690	4 Laps	111	3:43.032	6.754	300	2:57.718	6 Laps			
123	2:51.286	7 Laps	3	3:42.243	1 Lap	30	5:05.865	3 Laps	99	3:42.700	1 Lap	44	2:56.804	1 Lap			
69	2:58.079	13 Laps	300	3:24.542	6 Laps	2	4:29.119	1:24.753	70	3:42.374	7 Laps	123	2:57.670	6 Laps			
57	3:01.064	7 Laps	44	3:25.061	1 Lap	8	4:19.714	1 Lap	369	3:41.244	3 Laps	42	2:58.962	6 Laps			
39	3:02.729	8 Laps	254	3:22.407	3 Laps	12	3:09.876	3 Laps	11	3:40.999	3 Laps	62	4:43.944	1 Lap			
24	2:32.012	1 Lap	Lap 38						7	3:40.630	2 Laps	17	3:16.625	17 Laps			
1	2:30.045	1:53.043	111	3:22.781		191	3:09.914	4 Laps	254	3:40.797	4 Laps	Lap 43					
Lap 35																	
42	2:58.881	7 Laps	42	3:01.471	7 Laps	1	3:10.264	1:33.556	2	3:41.402	14.610	9 2:24.825					
99	2:32.922	1 Lap	123	2:53.238	7 Laps	8	4:19.714	1 Lap									
123	2:51.286	7 Laps															
69	2:58.079	13 Laps															
57	3:01.064	7 Laps															
39	3:02.729	8 Laps															
24	2:32.012	1 Lap															
1	2:30.045	1:53.043															
68	2:36.638	4 Laps															
98	4:51.712	2 Laps															
17	3:13.531	13 Laps															
11	2:38.583	3 Laps															
62	2:31.649	2 Laps															
14	2:27.266	1 Lap															
300	2:57.785	7 Laps															
30	4:24.526	3 Laps															
369	2:32.673	3 Laps															
3	2:30.593	2 Laps															
44	2:35.409	2 Laps															
12	2:36.516	3 Laps															
7	2:33.802	2 Laps															
111	2:24.865	1:15.174															
42	2:58.881	7 Laps															
99	2:32.922	1 Lap															
123	2:51.286	7 Laps															
69	2:58.079	13 Laps															
57	3:01.064	7 Laps															
39	3:02.729	8 Laps															
24	2:32.012	1 Lap															
1	2:30.045	1:53.043															




BELCAR ENDURANCE CHAMPIONSHIP SPA RACING FESTIVAL RACE

Analysis by lap

Lapped

Nr	Lap Time	Gap	Nr	Lap Time	Gap	Nr	Lap Time	Gap	Nr	Lap Time	Gap	Nr	Lap Time	Gap	
111	2:25.134	6.358	70	2:59.299	7 Laps	191	4:26.145	2 Laps	1	2:26.085	55.263	70	3:00.991	9 Laps	
14	2:28.204	1 Lap	12	2:51.674	3 Laps	77	2:35.038	4 Laps	17	3:12.732	19 Laps	94	2:40.747	4 Laps	
99	2:26.651	1 Lap	57	3:02.221	7 Laps	3	2:33.808	2 Laps	98	2:28.513	1 Lap	99	2:28.036	1 Lap	
2	2:26.689	13.426	191	3:19.426	1 Lap	30	2:38.570	3 Laps	8	2:31.056	1 Lap	14	2:29.595	1 Lap	
1	2:29.638	22.640	300	2:53.300	6 Laps	369	2:39.797	3 Laps	7	2:34.194	2 Laps	1	2:23.589	58.680	
7	2:38.818	2 Laps	123	2:49.264	6 Laps	64	2:38.096	3 Laps	24	2:29.445	1 Lap	98	2:24.330	1 Lap	
8	2:36.974	1 Lap	62	2:30.577	1 Lap	31	2:37.951	3 Laps	911	2:31.019	2 Laps	8	2:30.708	1 Lap	
11	2:41.263	3 Laps	42	2:58.366	6 Laps	68	2:36.634	3 Laps	300	3:03.421	7 Laps	39	2:54.528	10 Laps	
369	2:42.477	3 Laps	Lap 45			44	2:35.744	1 Lap	42	3:00.468	7 Laps	24	2:27.769	1 Lap	
254	2:40.941	4 Laps	9	2:23.520		94	2:42.037	3 Laps	11	2:35.981	3 Laps	12	2:51.978	4 Laps	
30	2:41.119	3 Laps	111	2:21.693	3.513	62	2:33.739	1 Lap	254	2:35.518	4 Laps	911	2:30.114	2 Laps	
191	2:36.416	1 Lap	2	2:21.451	9.439	39	2:55.548	9 Laps	3	2:33.778	2 Laps	7	2:32.353	2 Laps	
98	2:34.943	1 Lap	99	2:25.677	1 Lap	12	2:50.290	3 Laps	77	2:34.958	4 Laps	3	2:31.797	2 Laps	
911	2:37.235	2 Laps	14	2:25.552	1 Lap	69	2:57.408	13 Laps	30	2:36.195	3 Laps	254	2:35.722	4 Laps	
77	2:40.287	4 Laps	1	2:25.824	25.712	Lap 47			31	2:34.412	3 Laps	11	2:36.976	3 Laps	
3	2:39.857	2 Laps	8	2:29.980	1 Lap	111	2:23.122		191	2:42.884	2 Laps	30	2:36.837	3 Laps	
64	2:39.743	3 Laps	7	2:32.520	2 Laps	70	2:57.367	8 Laps	64	2:37.006	3 Laps	31	2:34.399	3 Laps	
69	3:00.379	13 Laps	98	2:28.254	1 Lap	9	2:25.747	2.164	68	2:36.550	3 Laps	9	2:40.079	2:12.851	
31	2:40.916	3 Laps	11	2:34.920	3 Laps	17	3:15.816	19 Laps	369	2:39.729	3 Laps	68	5:13.188	4 Laps	
24	2:37.768	1 Lap	254	2:34.271	4 Laps	2	2:21.628	5.531	44	2:41.275	1 Lap	369	2:39.566	3 Laps	
68	2:44.320	3 Laps	911	2:31.379	2 Laps	57	2:58.652	8 Laps	70	4:22.640	8 Laps	Lap 51			
70	2:58.843	7 Laps	24	2:31.559	1 Lap	99	2:25.341	1 Lap	62	2:31.834	1 Lap	2	2:25.814		
57	3:04.963	7 Laps	30	2:36.743	3 Laps	14	2:25.502	1 Lap	Lap 49						
44	2:39.947	1 Lap	77	2:35.347	4 Laps	300	2:56.298	7 Laps	111	2:22.242		111	2:27.944	0.416	
94	2:48.621	3 Laps	3	2:36.838	2 Laps	42	2:59.079	7 Laps	2	2:20.780	4.198	42	2:59.176	8 Laps	
12	2:58.053	3 Laps	369	2:40.434	3 Laps	98	2:29.465	1 Lap	94	2:43.749	4 Laps	64	3:00.016	4 Laps	
300	2:55.228	6 Laps	64	2:36.537	3 Laps	1	2:48.720	50.903	14	2:25.079	1 Lap	44	2:46.771	2 Laps	
123	2:48.468	6 Laps	31	2:36.379	3 Laps	8	2:31.550	1 Lap	99	2:26.453	1 Lap	17	3:18.724	20 Laps	
42	2:58.402	6 Laps	68	2:32.962	3 Laps	7	2:31.627	2 Laps	39	2:54.285	10 Laps	99	2:28.530	1 Lap	
62	2:32.494	1 Lap	44	2:36.410	1 Lap	911	2:30.038	2 Laps	1	2:25.531	58.552	14	2:28.521	1 Lap	
Lap 44			94	2:44.754	3 Laps	24	2:27.871	1 Lap	12	2:58.171	4 Laps	94	2:43.897	4 Laps	
9	2:24.387		17	3:15.507	18 Laps	11	2:35.429	3 Laps	98	2:26.022	1 Lap	69	4:31.889	15 Laps	
111	2:23.369	5.340	39	2:56.390	9 Laps	254	2:34.168	4 Laps	8	2:30.322	1 Lap	70	3:01.422	9 Laps	
99	2:24.741	1 Lap	12	2:52.113	3 Laps	77	2:34.019	4 Laps	69	2:57.875	14 Laps	1	2:23.655	54.807	
14	2:26.613	1 Lap	69	2:57.267	13 Laps	3	2:33.957	2 Laps	24	2:30.850	1 Lap	98	2:23.704	1 Lap	
2	2:22.469	11.508	62	2:32.050	1 Lap	30	2:37.241	3 Laps	911	2:31.763	2 Laps	62	3:38.363	2 Laps	
1	2:25.155	23.408	70	2:57.654	7 Laps	191	2:44.273	2 Laps	7	2:34.950	2 Laps	8	2:30.007	1 Lap	
8	2:31.126	1 Lap	57	2:59.506	7 Laps	31	2:36.033	3 Laps	57	2:58.955	8 Laps	24	2:31.256	1 Lap	
7	2:33.079	2 Laps	300	3:16.359	6 Laps	64	2:38.261	3 Laps	3	2:32.755	2 Laps	911	2:33.411	2 Laps	
11	2:35.668	3 Laps	Lap 46			369	2:40.659	3 Laps	11	2:37.199	3 Laps	300	7:39.493	9 Laps	
98	2:31.730	1 Lap	9	2:24.323		68	2:38.219	3 Laps	254	2:37.464	4 Laps	7	2:35.634	2 Laps	
254	2:35.863	4 Laps	111	2:21.271	0.461	44	2:34.326	1 Lap	77	2:34.422	4 Laps	57	5:13.422	9 Laps	
30	2:38.277	3 Laps	42	2:59.733	7 Laps	94	2:40.559	3 Laps	30	2:36.716	3 Laps	39	2:55.978	10 Laps	
911	2:34.959	2 Laps	2	2:22.370	7.486	62	2:31.877	1 Lap	31	2:34.897	3 Laps	3	2:32.358	2 Laps	
369	2:40.783	3 Laps	99	2:25.846	1 Lap	Lap 48			42	2:59.785	7 Laps	12	2:52.608	4 Laps	
77	2:36.343	4 Laps	14	2:25.771	1 Lap	111	2:21.725		9	4:13.157	1:56.233	254	2:34.284	4 Laps	
17	3:14.549	18 Laps	1	2:24.377	25.766	9	2:24.879	5.318	17	3:22.598	19 Laps	11	2:36.034	3 Laps	
3	2:35.248	2 Laps	8	2:30.344	1 Lap	2	2:21.854	5.660	64	2:36.764	3 Laps	31	2:34.892	3 Laps	
24	2:30.926	1 Lap	98	2:26.842	1 Lap	39	2:56.249	10 Laps	369	2:38.910	3 Laps	30	2:37.466	3 Laps	
64	2:38.338	3 Laps	7	2:33.001	2 Laps	99	2:27.786	1 Lap	44	2:40.335	1 Lap	Lap 52			
31	2:35.441	3 Laps	911	2:32.612	2 Laps	14	2:27.180	1 Lap	Lap 50						
68	2:40.424	3 Laps	11	2:35.947	3 Laps	12	2:57.938	4 Laps	111	2:23.461		2	2:21.733		
44	2:40.774	1 Lap	24	2:30.000	1 Lap	69	2:57.900	14 Laps	2	2:20.977	1.714	9	2:39.346	1 Lap	
39	5:48.641	9 Laps	254	2:37.557	4 Laps	57	2:59.448	8 Laps	62	2:34.317	2 Laps	111	2:25.557	4.240	
94	2:49.948	3 Laps													
69	2:59.065	13 Laps													




BELCAR ENDURANCE CHAMPIONSHIP SPA RACING FESTIVAL RACE

Analysis by lap

Lapped

Nr	Lap Time	Gap	Nr	Lap Time	Gap	Nr	Lap Time	Gap	Nr	Lap Time	Gap	Nr	Lap Time	Gap
64	2:37.594	4 Laps	31	2:35.540	4 Laps	7	2:32.184	3 Laps	2	2:22.088		57	3:16.337	12 Laps
44	2:42.150	2 Laps	30	2:38.471	4 Laps	111	2:20.881	6.298	300	2:57.955	11 Laps	64	2:38.896	5 Laps
99	2:26.651	1 Lap	12	2:50.763	5 Laps	369	4:04.515	5 Laps	111	2:21.647	5.390	8	2:29.680	2 Laps
14	2:26.571	1 Lap	300	2:59.106	10 Laps	254	2:35.277	5 Laps	39	2:56.376	12 Laps	111	2:21.639	7.051
42	3:00.068	8 Laps	39	2:54.429	11 Laps	11	2:36.735	4 Laps	911	2:33.094	3 Laps	24	2:28.877	2 Laps
1	2:24.557	57.631	9	2:38.904	1 Lap	31	2:34.416	4 Laps	62	2:36.768	3 Laps	911	2:33.717	3 Laps
94	2:41.608	4 Laps	99	2:26.927	1 Lap	30	2:36.224	4 Laps	3	2:36.276	4 Laps	68	5:04.393	7 Laps
98	2:26.731	1 Lap	14	2:27.262	1 Lap	99	2:28.891	1 Lap	94	2:44.715	5 Laps	62	2:36.379	3 Laps
123	18:47.542	13 Laps	369	2:41.016	4 Laps	14	2:28.364	1 Lap	68	2:59.825	6 Laps	70	3:02.693	11 Laps
17	3:14.859	20 Laps	64	2:38.146	4 Laps	70	2:59.057	10 Laps	7	2:32.508	3 Laps	12	2:52.198	6 Laps
8	2:31.309	1 Lap	1	2:26.063	1:04.359	9	2:38.615	1 Lap	369	2:35.434	5 Laps	7	2:32.565	3 Laps
70	2:59.672	9 Laps	44	2:40.575	2 Laps	1	2:27.370	1:15.091	42	3:08.431	10 Laps	94	2:40.277	5 Laps
62	2:34.496	2 Laps	98	2:25.122	1 Lap	69	3:04.230	16 Laps	254	2:35.867	5 Laps	369	2:35.762	5 Laps
69	3:04.907	15 Laps	57	3:13.946	10 Laps	98	2:29.941	1 Lap	99	2:27.518	1 Lap	69	3:08.245	17 Laps
24	2:27.923	1 Lap	68	2:46.775	5 Laps	17	3:12.545	21 Laps	14	2:29.075	1 Lap	39	2:57.019	12 Laps
911	2:30.792	2 Laps	94	2:40.843	4 Laps	123	3:11.531	14 Laps	31	2:38.321	4 Laps	44	2:36.155	3 Laps
7	2:31.922	2 Laps	8	2:29.320	1 Lap	12	2:51.259	5 Laps	11	2:39.239	4 Laps	300	3:00.272	11 Laps
3	2:36.109	2 Laps	24	2:30.647	1 Lap	64	2:38.266	4 Laps	1	2:25.287	1:23.239	99	2:27.627	1 Lap
254	2:36.527	4 Laps	62	2:33.464	2 Laps	44	2:40.288	2 Laps	57	3:15.590	11 Laps	14	2:28.684	1 Lap
300	3:00.018	9 Laps	42	3:00.161	8 Laps	300	3:00.970	10 Laps	30	2:37.391	4 Laps	123	3:07.613	15 Laps
11	2:37.094	3 Laps	3	4:32.813	3 Laps	39	3:08.957	11 Laps	98	2:24.271	1 Lap	1	2:24.350	1:30.778
Lap 53			911	2:29.475	2 Laps	8	2:30.121	1 Lap	9	2:36.931	1 Lap	254	2:37.429	5 Laps
2	2:22.294		7	2:31.627	2 Laps	68	2:48.018	5 Laps	64	2:38.188	4 Laps	98	2:26.520	1 Lap
12	2:51.923	5 Laps	Lap 55			24	2:28.110	1 Lap	8	2:30.308	1 Lap	17	3:13.521	22 Laps
111	2:21.453	3.399	2	2:21.185		94	2:39.838	4 Laps	Lap 59			31	2:35.202	4 Laps
39	2:55.836	11 Laps	111	2:24.731	6.501	62	2:33.404	2 Laps	2	2:21.195		11	2:38.111	4 Laps
31	2:35.532	4 Laps	254	2:37.098	5 Laps	Lap 57			24	2:28.918	2 Laps	30	2:36.089	4 Laps
30	2:37.747	4 Laps	70	3:00.988	10 Laps	2	2:21.354		70	3:02.904	11 Laps	9	2:38.058	1 Lap
57	3:14.532	10 Laps	11	2:38.435	4 Laps	911	2:32.760	3 Laps	111	2:22.624	6.819	Lap 61		
9	2:39.665	1 Lap	31	2:35.246	4 Laps	42	5:08.444	10 Laps	12	2:55.124	6 Laps	2	2:21.500	
369	2:40.508	4 Laps	17	3:12.239	21 Laps	3	2:35.328	4 Laps	911	2:31.930	3 Laps	42	3:06.321	11 Laps
99	2:28.604	1 Lap	69	3:05.460	16 Laps	111	2:20.887	5.831	62	2:35.879	3 Laps	3	2:33.928	5 Laps
64	2:38.093	4 Laps	30	2:36.493	4 Laps	7	2:33.310	3 Laps	69	3:06.043	17 Laps	111	2:21.732	7.283
14	2:28.666	1 Lap	123	3:14.246	14 Laps	369	2:35.548	5 Laps	7	2:34.260	3 Laps	8	2:30.189	2 Laps
68	2:48.864	5 Laps	99	2:28.014	1 Lap	57	3:13.263	11 Laps	94	2:41.514	5 Laps	24	2:29.108	2 Laps
44	2:39.815	2 Laps	14	2:27.953	1 Lap	254	2:35.075	5 Laps	123	3:08.040	15 Laps	64	2:38.764	5 Laps
1	2:24.133	59.470	9	2:39.738	1 Lap	11	2:36.516	4 Laps	39	2:57.105	12 Laps	911	2:30.685	3 Laps
98	2:24.397	1 Lap	12	2:51.749	5 Laps	31	2:35.756	4 Laps	300	3:04.614	11 Laps	57	3:12.792	12 Laps
42	2:58.817	8 Laps	1	2:25.631	1:08.805	99	2:27.952	1 Lap	17	3:15.032	22 Laps	62	2:33.576	3 Laps
94	2:40.801	4 Laps	300	2:58.343	10 Laps	14	2:28.304	1 Lap	369	2:34.606	5 Laps	7	2:33.835	3 Laps
8	2:29.706	1 Lap	39	2:55.612	11 Laps	30	2:38.367	4 Laps	44	3:51.834	3 Laps	68	2:48.412	7 Laps
62	2:33.455	2 Laps	98	2:27.852	1 Lap	1	2:26.303	1:20.040	99	2:28.607	1 Lap	12	2:48.888	6 Laps
24	2:30.932	1 Lap	64	2:38.700	4 Laps	98	2:25.186	1 Lap	254	2:37.744	5 Laps	94	2:40.141	5 Laps
911	2:31.671	2 Laps	44	2:36.378	2 Laps	9	2:37.755	1 Lap	14	2:26.778	1 Lap	70	3:02.454	11 Laps
7	2:32.571	2 Laps	68	2:48.870	5 Laps	70	3:00.208	10 Laps	1	2:25.791	1:27.835	369	2:34.357	5 Laps
17	3:12.843	20 Laps	8	2:30.075	1 Lap	64	2:38.798	4 Laps	31	2:35.451	4 Laps	99	2:27.621	1 Lap
70	3:01.766	9 Laps	94	2:39.668	4 Laps	44	2:39.142	2 Laps	98	2:24.893	1 Lap	1	2:24.861	1:34.139
123	3:20.429	13 Laps	24	2:28.373	1 Lap	12	2:53.893	5 Laps	11	2:38.256	4 Laps	14	2:28.134	1 Lap
69	3:06.430	15 Laps	57	3:13.706	10 Laps	69	3:03.422	16 Laps	42	3:09.533	10 Laps	44	2:36.712	3 Laps
Lap 54			62	2:33.659	2 Laps	8	2:29.929	1 Lap	30	2:37.587	4 Laps	98	2:25.777	1 Lap
2	2:21.174		3	2:33.219	3 Laps	24	2:30.959	1 Lap	9	2:38.120	1 Lap	254	2:39.098	5 Laps
111	2:20.730	2.955	911	2:29.892	2 Laps	17	3:10.347	21 Laps	3	4:16.908	4 Laps	39	2:58.005	12 Laps
254	2:35.478	5 Laps	Lap 56			123	3:08.217	14 Laps	Lap 60			31	2:36.439	4 Laps
11	2:36.983	4 Laps	2	2:21.084		Lap 58			2	2:21.407		69	3:07.213	17 Laps
												300	3:00.882	11 Laps
												11	2:38.483	4 Laps




BELCAR ENDURANCE CHAMPIONSHIP SPA RACING FESTIVAL RACE

Analysis by lap

Lapped

Nr	Lap Time	Gap	Nr	Lap Time	Gap	Nr	Lap Time	Gap	Nr	Lap Time	Gap	Nr	Lap Time	Gap
30	2:35.889	4 Laps	12	2:52.356	6 Laps	14	2:28.487	1 Lap	98	2:26.980	1 Lap	9	2:36.074	2 Laps
123	3:06.134	15 Laps				68	2:34.738	8 Laps	62	2:32.787	3 Laps	44	2:42.098	4 Laps
Lap 62			Lap 64			Lap 66			Lap 68			Lap 70		
2	2:21.136		2	2:21.621		2	2:22.126		2	2:21.740		111	2:27.054	
111	2:21.785	7.932	111	2:20.997	2.145	111	2:21.012	1.672	111	2:22.911	0.406	99	2:30.982	2 Laps
17	3:13.296	23 Laps	31	2:36.100	5 Laps	94	2:41.259	6 Laps	68	2:31.178	9 Laps	14	2:31.350	2 Laps
9	2:36.517	2 Laps	57	3:14.163	13 Laps	17	3:10.413	24 Laps	39	3:01.208	14 Laps	64	2:40.887	6 Laps
3	2:36.848	5 Laps	11	2:37.663	5 Laps	31	2:35.445	5 Laps	369	2:35.828	6 Laps	17	3:06.436	25 Laps
8	2:30.714	2 Laps	70	2:59.383	12 Laps	254	2:36.552	6 Laps	57	3:13.800	14 Laps	7	2:36.646	4 Laps
24	2:28.343	2 Laps	30	2:35.346	5 Laps	42	3:06.199	12 Laps	300	3:00.743	13 Laps	62	2:45.020	4 Laps
64	2:38.133	5 Laps	8	2:31.429	2 Laps	12	2:50.932	7 Laps	94	2:36.991	6 Laps	68	2:32.083	9 Laps
42	3:07.494	11 Laps	24	2:30.720	2 Laps	11	2:39.515	5 Laps	31	2:34.861	5 Laps	2	2:21.822	19.362
911	2:29.950	3 Laps	9	2:40.046	2 Laps	30	2:39.547	5 Laps	254	2:37.190	6 Laps	42	3:10.597	13 Laps
62	2:33.827	3 Laps	3	2:34.287	5 Laps	44	2:38.178	4 Laps	24	2:30.354	2 Laps	369	2:33.068	6 Laps
7	2:33.792	3 Laps	39	2:58.061	13 Laps	24	2:29.505	2 Laps	8	2:31.327	2 Laps	70	2:59.773	13 Laps
68	2:45.805	7 Laps	300	2:59.836	12 Laps	8	2:29.455	2 Laps	123	3:05.353	17 Laps	12	2:51.254	8 Laps
94	2:41.369	5 Laps	64	2:38.289	5 Laps	3	2:32.992	5 Laps	11	2:38.999	5 Laps	94	2:36.581	6 Laps
1	2:24.367	1:37.370	911	2:30.735	3 Laps	9	2:34.190	2 Laps	30	2:37.709	5 Laps	254	2:36.640	6 Laps
369	2:36.213	5 Laps	123	3:07.656	16 Laps	70	2:59.332	12 Laps	44	2:48.091	4 Laps	24	2:30.591	2 Laps
99	2:28.652	1 Lap	62	2:32.728	3 Laps	64	2:38.140	5 Laps	9	2:36.423	2 Laps	8	2:29.559	2 Laps
14	2:29.371	1 Lap	7	2:32.034	3 Laps	1	2:24.870	1:44.726	17	2:24.723	1:50.344	39	2:57.520	14 Laps
12	2:51.443	6 Laps	1	2:23.695	1:37.334	7	2:32.951	3 Laps	30	2:37.098	5 Laps	300	3:00.106	13 Laps
57	3:15.653	12 Laps	17	3:09.361	23 Laps	62	2:33.040	3 Laps	44	2:48.091	4 Laps	3	2:34.001	5 Laps
98	2:24.397	1 Lap	68	5:01.237	8 Laps	98	2:25.238	1 Lap	9	2:36.423	2 Laps	1	2:27.346	1:53.909
44	2:36.606	3 Laps	98	2:24.744	1 Lap	57	3:14.510	13 Laps	1	2:24.723	1:50.344	30	2:39.072	5 Laps
70	2:59.352	11 Laps	99	2:28.430	1 Lap	39	3:00.344	13 Laps	17	3:11.380	24 Laps	11	2:41.012	5 Laps
254	2:35.950	5 Laps	14	2:28.424	1 Lap	99	2:28.631	1 Lap	911	2:34.223	3 Laps	9	2:36.000	2 Laps
31	2:34.709	4 Laps	369	2:35.789	5 Laps	14	2:28.928	1 Lap	98	2:23.622	1 Lap	98	2:26.720	1 Lap
Lap 63			Lap 65			Lap 67			Lap 69			Lap 71		
2	2:25.884		2	2:19.834		111	2:20.043		111	2:21.342		111	2:27.054	
11	2:39.083	5 Laps	111	2:20.475	2.786	2	2:22.480	0.765	7	2:36.171	4 Laps	7	2:36.171	4 Laps
111	2:20.721	2.769	254	2:37.415	6 Laps	369	2:36.872	6 Laps	68	2:32.221	9 Laps	68	2:32.221	9 Laps
30	2:37.263	5 Laps	31	2:35.600	5 Laps	94	2:38.877	6 Laps	2	2:46.342	24.594	2	2:46.342	24.594
39	2:59.025	13 Laps	12	2:50.859	7 Laps	123	3:06.796	17 Laps	70	3:00.513	13 Laps	70	3:00.513	13 Laps
300	3:00.411	12 Laps	11	2:37.809	5 Laps	31	2:35.177	5 Laps	369	2:36.285	6 Laps	369	2:36.285	6 Laps
69	3:06.979	18 Laps	30	2:36.204	5 Laps	254	2:36.196	6 Laps	12	3:55.611	8 Laps	12	3:55.611	8 Laps
9	2:37.536	2 Laps	44	3:11.552	4 Laps	17	3:10.971	24 Laps	39	2:57.129	14 Laps	39	2:57.129	14 Laps
8	2:30.691	2 Laps	24	2:31.146	2 Laps	24	2:30.882	2 Laps	94	2:37.787	6 Laps	94	2:37.787	6 Laps
24	2:30.791	2 Laps	8	2:32.494	2 Laps	8	2:30.620	2 Laps	31	2:34.543	5 Laps	31	2:34.543	5 Laps
3	2:37.064	5 Laps	70	3:00.719	12 Laps	11	2:39.764	5 Laps	300	3:00.004	13 Laps	300	3:00.004	13 Laps
123	3:09.051	16 Laps	3	2:34.438	5 Laps	44	2:39.374	4 Laps	254	2:36.053	6 Laps	254	2:36.053	6 Laps
64	2:38.203	5 Laps	9	2:36.174	2 Laps	30	2:42.966	5 Laps	57	3:13.344	14 Laps	57	3:13.344	14 Laps
17	3:11.267	23 Laps	57	3:14.843	13 Laps	42	3:05.757	12 Laps	24	2:29.936	2 Laps	24	2:29.936	2 Laps
911	2:31.935	3 Laps	911	2:32.856	3 Laps	3	2:33.778	5 Laps	8	2:29.840	2 Laps	8	2:29.840	2 Laps
62	2:34.723	3 Laps	39	2:57.555	13 Laps	9	2:36.859	2 Laps	11	2:38.641	5 Laps	11	2:38.641	5 Laps
7	2:32.221	3 Laps	64	2:39.629	5 Laps	12	3:01.466	7 Laps	30	2:36.950	5 Laps	30	2:36.950	5 Laps
42	3:05.391	11 Laps	300	2:59.483	12 Laps	911	2:32.272	3 Laps	3	2:33.066	5 Laps	3	2:33.066	5 Laps
1	2:23.774	1:35.260	1	2:24.482	1:41.982	1	2:25.115	1:48.126	1	2:25.021	1:53.617	1	2:25.021	1:53.617
99	2:27.432	1 Lap	7	2:35.745	3 Laps	64	2:38.528	5 Laps						
14	2:25.543	1 Lap	62	2:38.309	3 Laps									
98	2:23.622	1 Lap	98	2:27.506	1 Lap									
369	2:36.128	5 Laps	99	2:28.986	1 Lap									
94	2:44.390	5 Laps												
44	2:39.537	3 Laps												



BELCAR ENDURANCE CHAMPIONSHIP


SPA RACING FESTIVAL

RACE

Sector Analysis

■ Personal Best ■ Session Best B Crossing the finish line in pit lane

Lap	D	Time	Sector 1	Sector 2	Sector 3	T. Spd	Elapsed	Lap	D	Time	Sector 1	Sector 2	Sector 3	T. Spd	Elapsed
1 Aqua Protect Racing Team Norma M20 FC								2 Russel Racing by DVB Racing Norma M20 FC							
1. David HOUTHOOFD 3. Kris COOLS								1. Frank THIERS 3. Jeffrey VAN HOOYDONK							
2. François BOUILLON								2. Hans THIERS 4. Gilles MAGNUS							
1	1	2:29.948	44.961	1:06.497	38.490	230.8	2:29.948	56	1	2:27.370	42.097	1:05.988	39.285	235.3	2:24:17.783
2	1	2:25.970	42.484	1:05.207	38.279	237.9	4:55.918	57	1	2:26.303	43.856	1:03.995	38.452	229.8	2:26:44.086
3	1	2:25.210	42.352	1:04.532	38.326	235.8	7:21.128	58	1	2:25.287	42.195	1:04.449	38.643	235.3	2:29:09.373
4	1	2:25.448	42.370	1:04.016	39.062	236.3	9:46.576	59	1	2:25.791	42.376	1:05.132	38.283	234.3	2:31:35.164
5	1	2:23.726	42.303	1:03.404	38.019	232.8	12:10.302	60	1	2:24.350	42.341	1:03.423	38.586	235.3	2:33:59.514
6	1	2:26.843	44.061	1:04.170	38.612	225.0	14:37.145	61	1	2:24.861	42.221	1:04.392	38.248	236.3	2:36:24.375
7	1	2:22.823	42.195	1:02.431	38.197	234.8	16:59.968	62	1	2:24.367	42.086	1:03.871	38.410	242.7	2:38:48.742
8	1	2:23.223	42.370	1:02.670	38.183	232.8	19:23.191	63	1	2:23.774	42.237	1:03.333	38.204	232.8	2:41:12.516
9	1	2:23.936	42.405	1:02.892	38.639	234.3	21:47.127	64	1	2:23.695	42.087	1:03.435	38.173	234.3	2:43:36.211
10	1	2:26.499	42.003	1:05.513	38.983	240.0	24:13.626	65	1	2:24.482	41.978	1:04.300	38.204	236.8	2:46:00.693
11	1	2:24.329	42.002	1:03.718	38.609	237.9	26:37.955	66	1	2:24.870	41.947	1:04.442	38.481	234.8	2:48:25.563
12	1	2:24.629	42.689	1:03.512	38.428	234.3	29:02.584	67	1	2:25.115	42.414	1:04.546	38.155	237.4	2:50:50.678
13	1	2:26.700	42.141	1:05.540	39.019	240.0	31:29.284	68	1	2:24.723	42.080	1:04.016	38.627	235.3	2:53:15.401
14	1	2:24.886	41.816	1:04.731	38.339	239.5	33:54.170	69	1	2:25.021	42.318	1:04.424	38.279	233.8	2:55:40.422
15	1	2:24.590	42.271	1:03.724	38.595	235.3	36:18.760	70	1	2:27.346	42.098	1:06.224	39.024	235.8	2:58:07.768
16	1	2:24.870	42.209	1:04.373	38.288	234.8	38:43.630								
17	1	2:25.429	42.292	1:04.205	38.932	233.3	41:09.059								
18	1	2:24.848	42.358	1:04.091	38.399	232.8	43:33.907								
19	1	2:25.364	42.287	1:04.312	38.765	233.3	45:59.271								
20	1	2:25.220	42.276	1:04.498	38.446	232.8	48:24.491								
21	1	2:25.573	42.705	1:04.285	38.583	233.3	50:50.064								
22	1	2:25.758	42.309	1:05.088	38.361	238.4	53:15.822								
23	1	2:26.409	42.506	1:05.439	38.464	236.3	55:42.231								
24	1	2:25.971	41.882	1:05.554	38.535	236.8	58:08.202								
25	1	2:25.781	42.296	1:04.736	38.749	232.8	1:00:33.983								
26	1	2:25.292	42.212	1:04.573	38.507	234.3	1:02:59.275								
27	1	2:25.889	42.170	1:05.302	38.417	235.3	1:05:25.164								
28	1	2:27.423	41.997	1:06.323	39.103	238.4	1:07:52.587								
29	1	2:30.022	41.762	1:10.063	38.197	237.9	1:10:22.609								
30	1	2:29.217	43.569	1:06.932	38.716	237.4	1:12:51.826								
31	1	2:28.149	43.778	1:05.527	38.844	231.3	1:15:19.975								
32	1	2:28.365	43.023	1:06.373	38.969	232.8	1:17:48.340								
33	1	3:57.510	2:10.711	1:06.866	39.933	216.9	1:21:45.850								
34	1	2:28.888	43.521	1:05.770	39.597	231.3	1:24:14.738								
35	1	2:27.972	43.321	1:05.517	39.134	230.8	1:26:42.710								
36	1	2:30.045	43.867	1:07.100	39.078	233.8	1:29:12.755								
37	1	2:55.248	47.660	1:19.869	47.719	204.2	1:32:08.003								
38	1	4:31.839	2:13.694	1:27.582	50.563	225.5	1:36:39.842								
39	1	3:10.264	53.523	1:25.368	51.373	160.5	1:39:50.106								
40	1	3:06.205	52.873	1:24.493	48.839	162.9	1:42:56.311								
41	1	3:21.215	50.925	1:24.313	1:05.977	197.4	1:46:17.526								
42	1	3:39.929	1:05.682	1:36.340	57.907	126.2	1:49:57.455								
43	1	2:29.638	43.401	1:07.143	39.094	233.8	1:52:27.093								
44	1	2:25.155	42.944	1:03.518	38.693	231.8	1:54:52.248								
45	1	2:25.824	42.684	1:04.200	38.940	232.3	1:57:18.072								
46	1	2:24.377	43.023	1:02.811	38.543	230.3	1:59:42.449								
47	1	2:48.720	1:06.551	1:04.072	38.097	223.6	2:02:31.169								
48	1	2:26.085	42.032	1:05.377	38.676	240.0	2:04:57.254								
49	1	2:25.531	42.513	1:03.569	39.449	232.3	2:07:22.785								
50	1	2:23.589	42.458	1:02.627	38.504	230.3	2:09:46.374								
51	1	2:23.655	42.550	1:02.861	38.244	229.8	2:12:10.029								
52	1	2:24.557	42.403	1:03.292	38.862	231.8	2:14:34.586								
53	1	2:24.133	42.456	1:03.488	38.189	231.8	2:16:58.719								
54	1	2:26.063	42.387	1:03.401	40.275	231.8	2:19:24.782								
55	1	2:25.631	42.233	1:04.389	39.009	233.8	2:21:50.413								
1	3	2:35.402	48.783	1:08.060	38.559	209.7	2:35.402								
2	3	2:24.787	42.833	1:03.391	38.563	234.3	5:00.189								
3	3	2:27.279	42.880	1:05.480	38.919	235.3	7:27.468								
4	3	2:27.939	42.459	1:06.274	39.206	236.3	9:55.407								
5	3	2:25.282	43.352	1:03.493	38.437	233.3	12:20.689								
6	3	2:24.374	42.082	1:04.070	38.222	238.9	14:45.063								
7	3	2:21.485	42.132	1:01.439	37.914	237.9	17:06.548								
8	3	2:21.792	41.958	1:01.318	38.516	233.8	19:28.340								
9	3	2:22.056	41.890	1:01.807	38.359	236.8	21:50.396								
10	3	2:24.353	43.345	1:02.332	38.676	233.3	24:14.749								
11	3	2:24.563	41.810	1:03.109	39.644	241.1	26:39.312								
12	3	2:23.381	41.744	1:03.430	38.207	238.9	29:02.693								
13	3	2:26.271	42.799	1:05.123	38.349	242.2	31:28.964								
14	3	2:23.420	41.753	1:02.626	39.041	237.4	33:52.384								
15	3	2:21.880	41.860	1:02.233	37.787	236.3	36:14.264								
16	3	2:23.109	41.821	1:03.354	37.934	237.9	38:37.373								
17	3	2:23.559	42.453	1:03.287	37.819	235.3	41:00.932								
18	3	2:22.768	41.668	1:03.182	37.918	236.8	43:23.700								
19	3	2:24.133	41.974	1:04.244	37.915	238.4	45:47.833								
20	3	2:24.765	41.946	1:05.012	37.807	237.9	48:12.598								
21	3	2:27.238	42.057	1:05.854	39.327	238.9	50:39.836								
22	3	2:25.910	42.148	1:06.098	37.664	241.6	53:05.746								
23	3	2:22.902	41.422	1:01.850	39.630	238.9	55:28.648								
24	3	2:24.191	42.242	1:03.395	38.554	236.8	57:52.839								
25	3	2:22.757	41.598	1:02.913	38.246	238.4	1:00:15.596								
26	3	2:23.004	41.551	1:02.274	39.179	238.9	1:02:38.600								
27	3	2:26.857	44.444	1:04.468	37.945	237.4	1:05:05.457								
28	3	2:22.457	41.476	1:02.920	38.061	240.5	1:07:27.914								
29	3	2:22.427	41.639	1:02.954	37.834	237.9	1:09:50.341								
30	3	2:22.768	41.613	1:02.936	38.219	237.9	1:12:13.109								
31	3	2:26.055	41.659	1:05.639	38.757	237.4	1:14:39.164								
32	2	4:43.063	2:54.807	1:08.843	39.413	225.9	1:19:22.227								
33	2	2:29.806	44.146	1:06.748	38.912	233.8	1:21:52.033								
34	2	2:31.225	44.072	1:07.397	39.756	230.3	1:24:23.258								
35	2	2:27.319	43.579	1:04.784	38.956	231.3	1:26:50.577								
36	2	2:28.217	43.410	1:05.574	39.233	232.8	1:29:18.794								
37	2	2:52.364	45.081	1:19.530	47.753	218.2	1:32:11.158								
38	2	3:01.026	51.629	1:21.284	48.113	183.7	1:35:12.184								
39	4	4:29.119	2:08.529	1:18.411	1:02.179	217.3	1:39:41.303								
40	4	2:50.082	47.143	1:14.907	48.032	183.1	1:42:31.385								



BELCAR ENDURANCE CHAMPIONSHIP


SPA RACING FESTIVAL

RACE

Sector Analysis

■ Personal Best
 ■ Session Best
 ■ Crossing the finish line in pit lane

Lap	D	Time	Sector 1	Sector 2	Sector 3	T. Spd	Elapsed	Lap	D	Time	Sector 1	Sector 2	Sector 3	T. Spd	Elapsed	
41	4	3:41.402	53.610	1:16.674	1:31.118	183.4	1:46:12.787	26	3	2:32.657	42.057	1:09.981	40.619	260.2	1:07:47.659	
42	4	3:38.403	1:06.417	1:36.162	55.824	131.4	1:49:51.190	27	3	2:33.774	42.507	1:10.755	40.512	242.2	1:10:21.433	
43	4	2:26.689	45.073	1:03.837	37.779	229.3	1:52:17.879	28	3	2:38.116	44.387	1:13.485	40.244	247.1	1:12:59.549	
44	4	2:22.469	41.528	1:01.585	39.356	237.9	1:54:40.348	29	3	2:33.700	42.599	1:11.152	39.949	254.7	1:15:33.249	
45	4	2:21.451	42.035	1:01.592	37.824	238.4	1:57:01.799	30	3	2:31.720	42.392	1:09.841	39.487	260.9	1:18:04.969	
46	4	2:22.370	41.833	1:01.350	39.187	236.3	1:59:24.169	31	3	2:32.057	42.728	1:10.035	39.294	256.5	1:20:37.026	
47	4	2:21.628	41.423	1:01.843	38.362	236.8	2:01:45.797	32	3	2:31.248	42.275	1:09.669	39.304	253.5	1:23:08.274	
48	4	2:21.854	41.355	1:02.390	38.109	238.4	2:04:07.651	33	3	2:34.781	43.293	1:12.105	39.383	223.6	1:25:43.055	
49	4	2:20.780	41.894	1:01.132	37.754	236.3	2:06:28.431	34	3	2:30.593	42.019	1:09.264	39.310	259.0	1:28:13.648	
50	4	2:20.977	41.537	1:01.529	37.911	237.4	2:08:49.408	35	3	2:37.260	43.884	1:11.701	41.675	242.2	1:30:50.908	
51	4	2:25.814	41.536	1:06.406	37.872	238.4	2:11:15.222	36	3	3:42.243	44.516	1:32.099	1:25.628	244.9	1:34:33.151	
52	4	2:21.733	41.428	1:02.532	37.773	238.9	2:13:36.955	37	1	5:21.691	3:07.847	1:21.159	52.685	173.1	1:39:54.842	
53	4	2:22.294	41.371	1:03.315	37.608	240.0	2:15:59.249	38	1	3:05.391	50.755	1:24.328	50.308	165.9	1:43:00.233	
54	4	2:21.174	41.094	1:02.095	37.985	241.1	2:18:20.423	39	1	3:22.098	50.326	1:23.237	1:08.535	173.6	1:46:22.331	
55	4	2:21.185	41.014	1:01.681	38.490	241.6	2:20:41.608	40	1	3:36.728	1:04.590	1:35.820	56.318	124.3	1:49:59.059	
56	4	2:21.084	41.395	1:01.843	37.846	238.9	2:23:02.692	41	1	2:39.857	44.499	1:13.473	41.885	214.7	1:52:38.916	
57	4	2:21.354	41.294	1:02.162	37.898	240.0	2:25:24.046	42	1	2:35.248	43.143	1:11.729	40.376	252.3	1:55:14.164	
58	4	2:22.088	41.114	1:03.557	37.417	242.7	2:27:46.134	43	1	2:36.838	44.069	1:12.125	40.644	232.8	1:57:51.002	
59	4	2:21.195	41.488	1:02.364	37.343	241.1	2:30:07.329	44	1	2:33.808	43.158	1:09.593	41.057	243.2	2:00:24.810	
60	4	2:21.407	41.235	1:01.962	38.210	242.2	2:32:28.736	45	1	2:33.957	42.923	1:11.135	39.899	240.5	2:02:58.767	
61	4	2:21.500	41.228	1:02.741	37.531	239.5	2:34:50.236	46	1	2:33.778	43.519	1:10.274	39.985	237.9	2:05:32.545	
62	4	2:21.136	42.152	1:01.084	37.900	234.8	2:37:11.372	47	1	2:32.755	42.746	1:09.528	40.481	225.9	2:08:05.300	
63	4	2:25.884	43.198	1:04.701	37.985	235.3	2:39:37.256	48	1	2:31.797	43.113	1:09.030	39.654	251.7	2:10:37.097	
64	4	2:21.621	41.245	1:01.659	38.717	240.0	2:41:58.877	49	1	2:32.358	43.457	1:09.501	39.400	248.3	2:13:09.455	
65	4	2:19.834	41.094	1:01.324	37.416	239.5	2:44:18.711	50	1	2:36.109	44.889	1:11.031	40.189	246.6	2:15:45.564	
66	4	2:22.126	41.698	1:02.468	37.960	237.9	2:46:40.837	51	1	4:32.813	2:41.754	1:10.542	40.517	232.8	2:20:18.377	
67	4	2:22.480	42.562	1:02.409	37.509	229.8	2:49:03.317	52	1	2:33.219	43.260	1:10.136	39.823	258.4	2:22:51.596	
68	4	2:21.740	41.178	1:01.983	38.579	242.2	2:51:25.057	53	1	2:35.328	43.994	1:10.985	40.349	230.8	2:25:26.924	
69	4	2:46.342	1:06.236	1:01.869	38.237	227.4	2:54:11.399	54	1	2:36.276	43.108	1:12.019	41.149	235.3	2:28:03.200	
70	4	2:21.822	41.510	1:02.071	38.241	237.4	2:56:33.221	55	1	4:16.908	2:23.895	1:12.720	40.293	179.7	2:32:20.108	
3 Speedlover Porsche 991 1. Guy VERHEYEN 3. Pieder DECURTINS 2. Chris MATTHEUS								5 ORACLE TSL Radical RS5 1. Jamie MORROW 3. Raf VAN BELLE 2. Cédric WAUTERS 4. Eric WOUTERS								
1	2	2:41.908	50.510	1:12.041	39.357	228.3	2:41.908	1	1	2:55.407	1:00.805	1:12.377	42.225	207.3	2:55.407	
2	2	2:31.187	42.633	1:09.398	39.156	248.3	5:13.095	2	1	2:41.393	46.647	1:12.911	41.835	216.0	5:36.800	
3	2	2:30.774	42.155	1:08.966	39.653	244.3	7:43.869	3	1	2:40.128	47.350	1:10.946	41.832	208.9	8:16.928	
4	2	2:31.201	43.129	1:08.151	39.921	241.1	10:15.070	4	1	2:55.800	B	47.241	1:10.992	57.567	208.9	11:12.728
5	2	2:30.125	42.754	1:08.473	38.898	257.8	12:45.195	1	2	2:39.817	48.359	1:11.728	39.730	202.6	2:39.817	
6	2	2:30.159	41.882	1:08.920	39.357	258.4	15:15.354	2	2	2:31.666	42.297	1:09.352	40.017	229.3	5:11.483	
7	2	2:32.501	43.888	1:09.647	38.966	251.2	17:47.855	3	2	2:31.196	42.592	1:09.008	39.596	242.2	7:42.679	
8	2	2:30.901	42.552	1:09.276	39.073	246.0	20:18.756	4	2	2:32.039	42.295	1:09.665	40.079	230.8	10:14.718	
9	2	2:31.159	42.423	1:09.527	39.209	251.2	22:49.915	5	2	2:32.022	43.436	1:09.311	39.275	230.3	12:46.740	
10	2	2:32.316	42.246	1:10.149	39.921	250.6	25:22.231	6	2	2:30.645	42.209	1:09.295	39.141	246.0	15:17.385	
11	2	2:30.602	41.979	1:09.103	39.520	254.7	27:52.833	7	2	2:32.744	42.492	1:09.768	40.484	243.8	17:50.129	
12	2	2:32.235	42.172	1:09.706	40.357	252.3	30:25.068	7 VR Racing Qvick Motors BMW M2 MARC V8 1. Tom VAN ROMPUY 3. John RASSE 2. Erik QVICK								
13	2	2:33.059	42.032	1:10.578	40.449	251.7	32:58.127	1	2	2:39.817	48.359	1:11.728	39.730	202.6	2:39.817	
14	2	2:31.831	42.233	1:09.898	39.700	256.5	35:29.958	2	2	2:31.666	42.297	1:09.352	40.017	229.3	5:11.483	
15	2	2:31.543	42.388	1:09.883	39.272	240.0	38:01.501	3	2	2:31.196	42.592	1:09.008	39.596	242.2	7:42.679	
16	2	2:32.387	42.512	1:10.159	39.716	252.3	40:33.888	4	2	2:32.039	42.295	1:09.665	40.079	230.8	10:14.718	
17	2	2:32.148	42.407	1:09.425	40.316	256.5	43:06.036	5	2	2:32.022	43.436	1:09.311	39.275	230.3	12:46.740	
18	2	2:31.039	42.340	1:09.505	39.194	255.3	45:37.075	6	2	2:30.645	42.209	1:09.295	39.141	246.0	15:17.385	
19	2	2:30.995	42.004	1:10.115	38.876	248.8	48:08.070	7	2	2:32.744	42.492	1:09.768	40.484	243.8	17:50.129	
20	2	2:32.801	41.940	1:10.098	40.763	257.1	50:40.871									
21	2	2:33.925	42.327	1:11.582	40.016	260.9	53:14.796									
22	2	2:35.394	43.881	1:12.025	39.488	228.3	55:50.190									
23	3	4:17.827	2:23.153	1:14.517	40.157	223.6	1:00:08.017									
24	3	2:33.902	43.217	1:10.911	39.774	251.2	1:02:41.919									
25	3	2:33.083	43.311	1:10.533	39.239	256.5	1:05:15.002									



BELCAR ENDURANCE CHAMPIONSHIP


SPA RACING FESTIVAL

RACE

Sector Analysis

Personal Best Session Best B Crossing the finish line in pit lane

Lap	D	Time	Sector 1	Sector 2	Sector 3	T. Spd	Elapsed	Lap	D	Time	Sector 1	Sector 2	Sector 3	T. Spd	Elapsed
8	2	2:31.836	42.480	1:09.691	39.665	238.4	20:21.965	66	3	2:36.646	42.801	1:12.799	41.046	240.0	2:56:25.821
9	2	2:30.794	42.262	1:09.252	39.280	252.9	22:52.759	8 Independent Motorsports Porsche 991							
10	2	2:31.455	42.114	1:09.882	39.459	242.2	25:24.214	1.Xavier STEVENS 3.Koen WAUTERS							
11	2	2:32.423	42.420	1:09.938	40.065	240.5	27:56.637	2.Kris WAUTERS							
12	2	2:31.510	42.078	1:09.791	39.641	256.5	30:28.147	1	3	2:40.112	49.507	1:11.219	39.386	224.1	2:40.112
13	2	2:32.703	42.161	1:10.173	40.369	235.8	33:00.850	2	3	2:30.937	42.177	1:09.548	39.212	230.8	5:11.049
14	2	2:32.514	42.282	1:10.458	39.774	236.3	35:33.364	3	3	2:31.852	43.174	1:09.151	39.527	247.1	7:42.901
15	2	2:32.240	42.339	1:10.131	39.770	252.9	38:05.604	4	3	2:29.134	42.042	1:08.560	38.532	256.5	10:12.035
16	2	2:32.886	42.569	1:10.426	39.891	238.4	40:38.490	5	3	2:28.761	41.659	1:07.714	39.388	259.0	12:40.796
17	2	4:07.479	2:17.281	1:10.535	39.663	240.0	44:45.969	6	3	2:29.671	41.967	1:08.950	38.754	262.1	15:10.467
18	2	2:33.442	42.735	1:10.887	39.820	228.3	47:19.411	7	3	2:30.475	41.753	1:08.497	40.225	257.8	17:40.942
19	2	2:32.988	42.500	1:10.620	39.868	250.6	49:52.399	8	3	2:28.555	41.537	1:08.028	38.990	260.9	20:09.497
20	2	2:32.970	42.707	1:10.529	39.734	243.8	52:25.369	9	3	2:28.965	41.750	1:08.296	38.919	259.0	22:38.462
21	2	2:33.962	42.363	1:11.660	39.939	224.1	54:59.331	10	3	2:28.947	41.614	1:08.287	39.046	256.5	25:07.409
22	2	2:33.801	43.519	1:10.525	39.757	233.3	57:33.132	11	3	2:29.631	41.506	1:09.439	38.686	260.2	27:37.040
23	2	2:33.055	42.553	1:10.900	39.602	236.8	1:00:06.187	12	3	2:29.690	41.579	1:08.917	39.194	255.3	30:06.730
24	2	2:33.743	42.563	1:10.416	40.764	245.5	1:02:39.930	13	3	2:29.157	41.657	1:08.774	38.726	259.6	32:35.887
25	2	2:33.404	42.759	1:10.931	39.714	250.6	1:05:13.334	14	3	2:30.998	41.670	1:09.266	40.062	257.8	35:06.885
26	2	2:33.383	42.764	1:10.662	39.957	250.6	1:07:46.717	15	3	2:29.628	41.873	1:09.154	38.601	248.8	37:36.513
27	2	2:34.644	42.615	1:10.700	41.329	243.2	1:10:21.361	16	3	2:29.864	41.900	1:09.135	38.829	248.8	40:06.377
28	2	2:37.479	43.730	1:13.452	40.297	247.1	1:12:58.840	17	3	2:30.593	41.945	1:09.226	39.422	255.9	42:36.970
29	2	2:33.976	42.684	1:11.021	40.271	248.8	1:15:32.816	18	3	2:31.603	43.432	1:09.056	39.115	250.0	45:08.573
30	2	2:34.649	42.744	1:11.273	40.632	241.1	1:18:07.465	19	3	2:30.739	41.915	1:09.749	39.075	257.1	47:39.312
31	2	2:33.930	42.993	1:10.902	40.035	253.5	1:20:41.395	20	3	2:30.147	41.783	1:08.952	39.412	253.5	50:09.459
32	2	2:35.342	42.552	1:12.320	40.470	250.0	1:23:16.737	21	3	2:33.825	44.154	1:10.751	38.920	243.8	52:43.284
33	2	2:35.418	43.107	1:12.142	40.169	247.1	1:25:52.155	22	3	2:29.882	41.806	1:09.245	38.831	254.1	55:13.166
34	2	2:33.802	42.344	1:11.315	40.143	242.2	1:28:25.957	23	3	2:32.476	42.960	1:09.840	39.676	252.9	57:45.642
35	2	2:44.576	43.276	1:13.181	48.119	232.8	1:31:10.533	24	3	2:30.777	41.958	1:09.164	39.655	255.3	1:00:16.419
36	3	4:24.692	2:24.367	1:17.822	42.503	188.8	1:35:35.225	25	3	2:30.701	41.760	1:09.531	39.410	254.7	1:02:47.120
37	3	3:54.174	55.842	2:05.065	53.267	165.4	1:39:29.399	26	3	2:33.906	42.028	1:11.114	40.764	252.3	1:05:21.026
38	3	2:59.290	55.620	1:15.347	48.323	192.5	1:42:28.689	27	3	2:32.977	41.780	1:11.134	40.063	255.9	1:07:54.003
39	3	3:40.630	52.310	1:18.418	1:29.902	192.9	1:46:09.319	28	3	2:32.586	41.893	1:11.204	39.489	249.4	1:10:26.589
40	3	3:40.195	1:06.280	1:37.474	56.441	140.1	1:49:49.514	29	3	2:32.461	41.865	1:10.255	40.341	261.5	1:12:59.050
41	3	2:38.818	45.862	1:12.118	40.838	216.4	1:52:28.332	30	1	4:07.683	2:17.905	1:10.425	39.353	236.3	1:17:06.733
42	3	2:33.079	42.985	1:10.648	39.446	225.5	1:55:01.411	31	1	2:31.909	42.863	1:09.598	39.448	239.5	1:19:38.642
43	3	2:32.520	42.637	1:10.024	39.859	246.0	1:57:33.931	32	1	2:31.142	42.329	1:09.683	39.130	247.7	1:22:09.784
44	3	2:33.001	44.198	1:09.559	39.244	226.9	2:00:06.932	33	1	2:31.973	42.791	1:09.550	39.632	247.1	1:24:41.757
45	3	2:31.627	42.502	1:09.843	39.282	222.7	2:02:38.559	34	1	2:33.858	45.383	1:09.211	39.264	247.1	1:27:15.615
46	3	2:34.194	42.353	1:11.080	40.761	235.8	2:05:12.753	35	1	2:33.219	42.622	1:10.080	40.517	250.0	1:29:48.834
47	3	2:34.950	42.427	1:11.298	41.225	225.5	2:07:47.703	36	1	2:55.437	1:03.908	1:10.951	40.578	194.9	1:32:44.271
48	3	2:32.353	42.512	1:10.055	39.786	244.9	2:10:20.056	37	1	2:42.457	45.637	1:12.175	44.645	228.3	1:35:26.728
49	3	2:35.634	44.225	1:11.018	40.391	234.8	2:12:55.690	38	2	4:19.714	2:01.626	1:13.767	1:04.321	209.3	1:39:46.442
50	3	2:31.922	42.342	1:09.765	39.815	246.6	2:15:27.612	39	2	2:46.808	45.679	1:12.632	48.497	242.2	1:42:33.250
51	3	2:32.571	42.190	1:10.185	40.196	243.8	2:18:00.183	40	2	3:40.653	52.828	1:16.792	1:31.033	166.9	1:46:13.903
52	3	2:31.627	42.346	1:09.853	39.428	244.9	2:20:31.810	41	2	3:38.118	1:06.104	1:36.295	55.719	145.4	1:49:52.021
53	3	2:32.184	42.131	1:10.018	40.035	247.1	2:23:03.994	42	2	2:36.974	44.783	1:12.296	39.895	216.0	1:52:28.995
54	3	2:33.310	42.179	1:10.546	40.585	252.3	2:25:37.304	43	2	2:31.126	42.273	1:09.625	39.228	253.5	1:55:00.121
55	3	2:32.508	42.038	1:10.122	40.348	251.2	2:28:09.812	44	2	2:29.980	42.382	1:08.569	39.029	254.1	1:57:30.101
56	3	2:34.260	42.216	1:11.509	40.535	246.6	2:30:44.072	45	2	2:30.344	42.339	1:08.845	39.160	246.6	2:00:00.445
57	3	2:32.565	42.439	1:10.364	39.762	245.5	2:33:16.637	46	2	2:31.550	42.154	1:09.678	39.718	248.8	2:02:31.995
58	3	2:33.835	42.599	1:11.215	40.021	220.4	2:35:50.472	47	2	2:31.056	42.236	1:09.845	38.975	251.2	2:05:03.051
59	3	2:33.792	43.919	1:10.277	39.596	247.1	2:38:24.264	48	2	2:30.322	41.937	1:09.452	38.933	253.5	2:07:33.373
60	3	2:32.221	42.023	1:10.187	40.011	240.5	2:40:56.485	49	2	2:30.708	42.229	1:08.746	39.733	254.7	2:10:04.081
61	3	2:32.034	42.038	1:10.445	39.551	253.5	2:43:28.519	50	2	2:30.007	41.903	1:09.332	38.772	255.3	2:12:34.088
62	3	2:35.745	43.761	1:10.705	41.279	242.7	2:46:04.264	51	2	2:31.309	42.185	1:08.652	40.472	250.6	2:15:05.397
63	3	2:32.951	42.169	1:10.994	39.788	248.8	2:48:37.215	52	2	2:29.706	42.046	1:08.910	38.750	253.5	2:17:35.103
64	3	2:35.789	42.884	1:12.241	40.664	250.0	2:51:13.004	53	2	2:29.320	41.824	1:08.724	38.772	257.1	2:20:04.423
65	3	2:36.171	42.442	1:12.960	40.769	252.3	2:53:49.175	54	2	2:30.075	42.450	1:08.735	38.890	255.9	2:22:34.498



BELCAR ENDURANCE CHAMPIONSHIP

SPA RACING FESTIVAL

RACE

Sector Analysis

Personal Best Session Best B Crossing the finish line in pit lane


Lap	D	Time	Sector 1	Sector 2	Sector 3	T. Spd	Elapsed	Lap	D	Time	Sector 1	Sector 2	Sector 3	T. Spd	Elapsed
55	2	2:30.121	41.826	1:09.465	38.830	253.5	2:25:04.619	42	1	3:41.451	1:08.267	1:37.807	55.377	150.0	1:49:39.628
56	2	2:29.929	42.292	1:08.761	38.876	252.9	2:27:34.548	43	1	2:24.825	42.606	1:03.805	38.414	232.8	1:52:04.453
57	2	2:30.308	41.869	1:09.341	39.098	254.7	2:30:04.856	44	1	2:24.387	42.201	1:03.531	38.655	235.8	1:54:28.840
58	2	2:29.680	41.766	1:09.132	38.782	254.7	2:32:34.536	45	1	2:23.520	42.138	1:03.078	38.304	235.3	1:56:52.360
59	2	2:30.189	41.766	1:09.503	38.920	258.4	2:35:04.725	46	1	2:24.323	42.196	1:03.638	38.489	236.3	1:59:16.683
60	2	2:30.714	41.791	1:09.534	39.389	254.7	2:37:35.439	47	1	2:25.747	42.167	1:04.335	39.245	235.8	2:01:42.430
61	2	2:30.691	41.731	1:08.923	40.037	253.5	2:40:06.130	48	1	2:24.879	41.858	1:04.887	38.134	236.8	2:04:07.309
62	2	2:31.429	42.371	1:10.101	38.957	249.4	2:42:37.559	49	1	4:13.157	2:20.607	1:10.933	41.617	223.6	2:08:20.466
63	2	2:32.494	41.935	1:11.248	39.311	253.5	2:45:10.053	50	1	2:40.079	46.286	1:11.822	41.971	222.7	2:11:00.545
64	2	2:29.455	41.735	1:08.779	38.941	259.0	2:47:39.508	51	1	2:39.346	46.153	1:11.673	41.520	224.1	2:13:39.891
65	2	2:30.620	41.496	1:10.104	39.020	255.9	2:50:10.128	52	1	2:39.665	46.493	1:11.470	41.702	225.5	2:16:19.556
66	2	2:31.327	41.980	1:09.037	40.310	257.1	2:52:41.455	53	1	2:38.904	45.591	1:12.102	41.211	227.4	2:18:58.460
67	2	2:29.840	41.710	1:09.269	38.861	260.2	2:55:11.295	54	1	2:39.738	45.815	1:11.640	42.283	228.3	2:21:38.198
68	2	2:29.559	41.605	1:08.832	39.122	262.1	2:57:40.854	55	1	2:38.615	45.124	1:12.269	41.222	228.8	2:24:16.813

9 **Krafft Racing** Norma M20 FC
1. François KIRMANN
2. Daniel KIRMANN

1	1	2:29.614	44.996	1:06.323	38.295	236.8	2:29.614
2	1	2:26.757	42.464	1:05.735	38.558	236.8	4:56.371
3	1	2:26.332	42.147	1:05.249	38.936	241.6	7:22.703
4	1	2:26.889	42.020	1:06.149	38.720	239.5	9:49.592
5	1	2:28.174	42.464	1:06.989	38.721	240.0	12:17.766
6	1	2:27.866	45.022	1:04.540	38.304	223.1	14:45.632
7	1	2:25.523	42.827	1:04.418	38.278	235.8	17:11.155
8	1	2:23.298	42.203	1:02.991	38.104	234.3	19:34.453
9	1	2:23.001	42.056	1:02.872	38.073	237.4	21:57.454
10	1	2:26.497	41.779	1:04.664	40.054	241.1	24:23.951
11	1	2:23.424	42.225	1:03.227	37.972	238.4	26:47.375
12	1	2:24.027	41.844	1:03.846	38.337	240.0	29:11.402
13	1	2:23.851	41.760	1:03.048	39.043	240.5	31:35.253
14	1	2:24.476	42.489	1:03.785	38.202	237.4	33:59.729
15	1	2:26.396	41.756	1:06.440	38.200	241.6	36:26.125
16	1	2:26.072	42.111	1:03.879	40.082	236.8	38:52.197
17	1	2:23.848	41.987	1:03.630	38.231	235.8	41:16.045
18	1	2:24.092	42.154	1:03.667	38.271	236.3	43:40.137
19	1	2:23.500	41.991	1:03.262	38.247	236.8	46:03.637
20	1	2:23.569	41.899	1:03.127	38.543	237.4	48:27.206
21	1	2:23.983	41.699	1:04.156	38.128	238.9	50:51.189
22	1	2:25.351	42.506	1:05.002	37.843	243.2	53:16.540
23	1	2:26.558	43.139	1:04.828	38.591	237.9	55:43.098
24	1	2:28.555	41.588	1:08.173	38.794	242.2	58:11.653
25	1	2:30.971	43.231	1:09.630	38.110	228.8	1:00:42.624
26	1	2:24.147	42.108	1:03.694	38.345	237.4	1:03:06.771
27	1	2:24.720	41.977	1:04.309	38.434	238.4	1:05:31.491
28	1	2:25.239	41.880	1:05.314	38.045	238.4	1:07:56.730
29	1	2:28.886	42.631	1:07.569	38.686	240.5	1:10:25.616
30	1	2:26.422	41.746	1:06.004	38.672	242.7	1:12:52.038
31	1	2:24.226	42.150	1:03.982	38.094	237.9	1:15:16.264
32	1	2:23.640	42.063	1:03.382	38.195	237.4	1:17:39.904
33	1	2:25.114	41.747	1:05.193	38.174	241.6	1:20:05.018
34	1	2:24.960	42.167	1:04.095	38.698	237.4	1:22:29.978
35	1	2:25.020	41.701	1:04.875	38.444	238.9	1:24:54.998
36	1	2:24.714	41.768	1:04.646	38.300	240.5	1:27:19.712
37	1	2:26.364	41.598	1:05.629	39.137	241.1	1:29:46.076
38	1	5:02.648	3:00.535	1:17.347	44.766	214.3	1:34:48.724
39	1	4:18.927	1:26.015	2:10.095	42.817	103.7	1:39:07.651
40	1	2:29.290	44.479	1:05.342	39.469	229.3	1:41:36.941
41	1	4:21.236	42.903	2:11.115	1:27.218	234.3	1:45:58.177

11 **PG Motorsport** Porsche Cayman GT4
1. Stienens LONGIN 3. Marnik BATTRYN
2. Johan HUYGENS

1	3	2:45.375	51.581	1:13.096	40.698	229.3	2:45.375
2	3	2:36.587	44.584	1:10.684	41.319	241.1	5:21.962
3	3	2:37.236	45.115	1:11.319	40.802	238.4	7:59.198
4	3	2:36.302	45.087	1:10.522	40.693	238.9	10:35.500
5	3	2:35.916	44.294	1:10.821	40.801	241.6	13:11.416
6	3	2:36.498	44.137	1:11.587	40.774	243.8	15:47.914
7	3	2:39.622	44.452	1:13.556	41.614	241.6	18:27.536
8	3	2:37.565	45.013	1:11.588	40.964	241.1	21:05.101
9	3	2:37.692	45.331	1:11.675	40.686	214.3	23:42.793
10	3	2:35.948	44.325	1:10.885	40.738	243.2	26:18.741
11	3	2:36.913	44.852	1:11.195	40.866	241.1	28:55.654
12	3	2:36.998	44.240	1:11.542	41.216	243.2	31:32.652
13	3	2:37.485	44.247	1:11.908	41.330	241.6	34:10.137
14	3	2:37.609	44.660	1:12.150	40.799	241.6	36:47.746
15	3	2:36.731	44.377	1:11.397	40.957	240.0	39:24.477
16	3	2:35.767	44.090	1:11.070	40.607	240.5	42:00.244
17	3	2:35.388	44.083	1:10.780	40.525	242.7	44:35.632
18	3	2:35.924	44.019	1:11.357	40.548	241.6	47:11.556
19	3	2:35.660	43.921	1:11.193	40.546	241.6	49:47.216
20	3	2:36.156	44.175	1:11.145	40.836	244.9	52:23.372
21	3	2:38.175	43.981	1:13.388	40.806	242.7	55:01.547
22	3	2:36.475	44.091	1:11.642	40.742	242.7	57:38.022
23	3	2:36.281	44.415	1:10.900	40.966	240.0	1:00:14.303
24	3	2:37.598	44.126	1:12.158	41.314	243.8	1:02:51.901
25	2	3:52.774	1:57.371	1:13.161	42.242	220.4	1:06:44.675
26	2	2:38.907	45.443	1:12.069	41.395	238.4	1:09:23.582
27	2	2:39.828	45.633	1:12.380	41.815	236.3	1:12:03.410
28	2	2:38.056	45.106	1:11.675	41.275	238.4	1:14:41.466



BELCAR ENDURANCE CHAMPIONSHIP


SPA RACING FESTIVAL

RACE

Sector Analysis

Personal Best Session Best B Crossing the finish line in pit lane

Lap	D	Time	Sector 1	Sector 2	Sector 3	T. Spd	Elapsed	Lap	D	Time	Sector 1	Sector 2	Sector 3	T. Spd	Elapsed
29	2	2:38.347	44.989	1:11.811	41.547	240.5	1:17:19.813	19	3	2:38.704	44.830	1:11.987	41.887	225.0	50:09.123
30	2	2:38.202	44.937	1:11.963	41.302	238.9	1:19:58.015	20	3	2:41.274	46.463	1:12.579	42.232	224.1	52:50.397
31	2	2:39.158	44.991	1:12.119	42.048	238.4	1:22:37.173	21	3	2:39.123	45.575	1:11.555	41.993	224.5	55:29.520
32	2	2:38.150	44.851	1:11.941	41.358	238.4	1:25:15.323	22	3	2:39.549	45.738	1:12.112	41.699	216.9	58:09.069
33	2	2:38.583	44.851	1:12.246	41.486	240.0	1:27:53.906	23	3	2:40.674	45.763	1:13.713	41.198	213.4	1:00:49.743
34	2	2:42.310	45.060	1:13.036	44.214	238.9	1:30:36.216	24	3	2:38.464	44.951	1:11.587	41.926	223.6	1:03:28.207
35	1	4:55.357	2:57.203	1:14.677	43.477	210.9	1:35:31.573	25	3	3:52.603	1:59.700	1:11.100	41.803	211.8	1:07:20.810
36	1	3:56.435	58.440	2:05.307	52.688	164.6	1:39:28.008	26	3	2:38.027	45.575	1:11.082	41.370	224.5	1:09:58.837
37	1	2:59.605	55.321	1:16.187	48.097	193.5	1:42:27.613	27	3	2:38.402	45.400	1:11.567	41.435	223.1	1:12:37.239
38	1	3:40.999	52.406	1:18.753	1:29.840	180.6	1:46:08.612	28	3	2:37.428	45.145	1:10.333	41.950	223.1	1:15:14.667
39	1	3:40.368	1:05.805	1:37.991	56.572	140.3	1:49:48.980	29	3	2:38.467	45.719	1:11.156	41.592	222.2	1:17:53.134
40	1	2:41.263	47.179	1:12.365	41.719	226.4	1:52:30.243	30	3	2:36.818	44.966	1:10.758	41.094	230.3	1:20:29.952
41	1	2:35.668	44.713	1:10.245	40.710	239.5	1:55:05.911	31	3	2:38.127	45.155	1:10.947	42.025	226.4	1:23:08.079
42	1	2:34.920	44.139	1:10.202	40.579	241.6	1:57:40.831	32	3	2:40.332	45.419	1:13.655	41.258	208.1	1:25:48.411
43	1	2:35.947	44.239	1:10.727	40.981	238.4	2:00:16.778	33	3	2:36.516	44.964	1:10.470	41.082	225.9	1:28:24.927
44	1	2:35.429	44.176	1:10.317	40.936	241.6	2:02:52.207	34	3	2:47.155	45.424	1:13.658	48.073	228.3	1:31:12.082
45	1	2:35.981	44.410	1:10.964	40.607	238.9	2:05:28.188	35	1	5:26.933	3:02.528	1:33.941	50.464	149.2	1:36:39.015
46	1	2:37.199	44.336	1:11.452	41.411	215.6	2:08:05.387	36	1	3:09.876	53.637	1:25.402	50.837	170.3	1:39:48.891
47	1	2:36.976	44.594	1:10.847	41.535	240.0	2:10:42.363	37	1	3:06.399	53.437	1:24.330	48.632	166.2	1:42:55.290
48	1	2:36.034	44.578	1:10.869	40.587	241.6	2:13:18.397	38	1	3:20.634	50.808	1:24.383	1:05.443	169.8	1:46:15.924
49	1	2:37.094	44.242	1:12.021	40.831	241.6	2:15:55.491	39	1	3:40.875	1:05.864	1:36.768	58.243	129.2	1:49:56.799
50	1	2:36.983	44.415	1:11.561	41.007	240.0	2:18:32.474	40	1	2:58.053	51.074	1:21.569	45.410	201.9	1:52:54.852
51	1	2:38.435	44.344	1:12.961	41.130	241.6	2:21:10.909	41	1	2:51.674	48.008	1:18.411	45.255	191.2	1:55:46.526
52	1	2:36.735	44.728	1:11.219	40.788	240.5	2:23:47.644	42	1	2:52.113	48.190	1:19.147	44.776	193.9	1:58:38.639
53	1	2:36.516	44.270	1:11.218	41.028	240.5	2:26:24.160	43	1	2:50.290	47.598	1:18.890	43.802	210.1	2:01:28.929
54	1	2:39.239	44.441	1:11.982	42.816	240.0	2:29:03.399	44	1	2:57.938	47.536	1:20.093	50.309	187.8	2:04:26.867
55	1	2:38.256	44.245	1:12.482	41.529	243.8	2:31:41.655	45	1	2:58.171	52.194	1:21.046	44.931	183.7	2:07:25.038
56	1	2:38.111	44.535	1:12.216	41.360	241.1	2:34:19.766	46	1	2:51.978	48.194	1:19.771	44.013	187.8	2:10:17.016
57	1	2:38.483	44.534	1:11.880	42.069	240.0	2:36:58.249	47	1	2:52.608	48.529	1:19.391	44.688	188.5	2:13:09.624
58	1	2:39.083	44.923	1:12.520	41.640	241.1	2:39:37.332	48	1	2:51.923	47.891	1:19.040	44.992	198.9	2:16:01.547
59	1	2:37.663	44.466	1:11.855	41.342	242.2	2:42:14.995	49	1	2:50.763	47.731	1:18.761	44.271	196.7	2:18:52.310
60	1	2:37.809	44.445	1:12.280	41.084	240.5	2:44:52.804	50	1	2:51.749	47.831	1:19.453	44.465	196.0	2:21:44.059
61	1	2:39.515	44.453	1:14.032	41.030	240.5	2:47:32.319	51	1	2:51.259	47.857	1:18.788	44.614	199.3	2:24:35.318
62	1	2:39.764	45.178	1:12.964	41.622	239.5	2:50:12.083	52	1	2:53.893	47.766	1:20.325	45.802	202.2	2:27:29.211
63	1	2:38.999	45.189	1:12.429	41.381	237.4	2:52:51.082	53	1	2:55.124	47.729	1:22.515	44.880	206.1	2:30:24.335
64	1	2:38.641	45.050	1:12.582	41.009	237.9	2:55:29.723	54	1	2:52.198	47.949	1:19.973	44.276	203.0	2:33:16.533
65	1	2:41.012	44.525	1:14.367	42.120	241.1	2:58:10.735	55	1	2:48.888	47.908	1:17.707	43.273	199.3	2:36:05.421
12 VGL Racing 1. Willem MEIJER 2. Kurt BULTYNCK 3. Luc BRANCKAERTS Saker RAPX 3								56 1 2:51.443 47.139 1:17.724 46.580 216.9 2:38:56.864							
1 3 2:47.448 53.826 1:12.293 41.329 195.3 2:47.448								57 1 2:52.356 48.584 1:20.140 43.632 193.5 2:41:49.220							
2 3 2:36.551 44.930 1:10.402 41.219 223.1 5:23.999								58 1 2:50.859 47.379 1:19.837 43.643 222.2 2:44:40.079							
3 3 2:36.024 45.139 1:09.981 40.904 224.1 8:00.023								59 1 2:50.932 47.466 1:19.143 44.323 206.5 2:47:31.011							
4 3 2:35.968 45.008 1:10.264 40.696 219.5 10:35.991								60 1 3:01.466 47.481 1:21.372 52.613 211.8 2:50:32.477							
5 3 2:36.194 45.076 1:09.845 41.273 226.9 13:12.185								61 1 3:55.611 1:50.568 1:20.461 44.582 204.5 2:54:28.088							
6 3 2:36.233 44.878 1:10.609 40.746 223.6 15:48.418								62 1 2:51.254 47.515 1:18.736 45.003 208.5 2:57:19.342							
7 3 2:39.549 45.177 1:12.755 41.617 225.0 18:27.967								14 Autosport Sorrento 1. Gaetano OLIVA 2. James ABBOTT Ligier JS53 Evo2 2							
8 3 2:37.663 46.548 1:10.089 41.026 226.9 21:05.630								1 1 2:34.903 47.751 1:08.372 38.780 232.8 2:34.903							
9 3 2:39.379 45.427 1:12.884 41.068 186.9 23:45.009								2 1 2:24.864 42.404 1:04.008 38.452 236.3 4:59.767							
10 3 2:35.730 45.020 1:09.759 40.951 230.3 26:20.739								3 1 2:27.317 41.994 1:06.552 38.771 241.6 7:27.084							
11 3 2:37.047 44.940 1:10.878 41.229 227.8 28:57.786								4 1 2:28.143 42.061 1:06.955 39.127 241.6 9:55.227							
12 3 2:38.445 45.042 1:11.950 41.453 227.8 31:36.231								5 1 2:25.116 42.011 1:04.526 38.579 240.0 12:20.343							
13 3 2:39.838 44.987 1:13.189 41.662 228.3 34:16.069								6 1 2:26.506 42.979 1:04.971 38.556 240.0 14:46.849							
14 3 2:39.451 46.103 1:12.124 41.224 225.9 36:55.520								7 1 2:26.233 43.237 1:04.174 38.822 233.3 17:13.082							
15 3 2:38.079 45.221 1:11.183 41.675 220.9 39:33.599								8 1 2:24.454 42.131 1:03.985 38.338 238.4 19:37.536							
16 3 2:38.310 45.011 1:12.070 41.229 223.1 42:11.909								9 1 2:22.993 42.029 1:02.600 38.364 237.9 22:00.529							
17 3 2:39.984 45.971 1:11.865 42.148 217.3 44:51.893								10 1 2:24.091 41.994 1:03.438 38.659 240.0 24:24.620							
18 3 2:38.526 45.065 1:11.283 42.178 228.3 47:30.419								11 1 2:27.002 42.455 1:05.728 38.819 242.2 26:51.622							



BELCAR ENDURANCE CHAMPIONSHIP


SPA RACING FESTIVAL

RACE

Sector Analysis

■ Personal Best ■ Session Best B Crossing the finish line in pit lane

Lap	D	Time	Sector 1	Sector 2	Sector 3	T. Spd	Elapsed	Lap	D	Time	Sector 1	Sector 2	Sector 3	T. Spd	Elapsed			
12	1	2:24.805	41.956	1:04.139	38.710	238.9	29:16.427	17	De Verdelder						BMW 123D			
13	1	2:23.570	42.043	1:03.159	38.368	240.0	31:39.997		1.Frederik SELS						4			
14	1	2:30.759	42.546	1:08.637	39.576	241.1	34:10.756		1	1	3:23.565	1:08.800	1:25.257	49.508	192.2	3:23.565		
15	1	2:24.610	42.168	1:04.026	38.416	240.5	36:35.366		2	1	3:07.276	54.803	1:23.276	49.197	184.3	6:30.841		
16	1	2:25.679	44.293	1:02.860	38.526	232.3	39:01.045		3	1	3:34.753	54.955	1:31.181	1:08.617	177.3	10:05.594		
17	1	2:23.131	41.887	1:02.872	38.372	237.4	41:24.176		4	1	8:26.647	6:04.098	1:30.359	52.190	148.1	18:32.241		
18	1	2:22.896	42.147	1:02.441	38.308	237.4	43:47.072		5	1	3:10.765	56.195	1:25.524	49.046	174.5	21:43.006		
19	1	2:28.025	45.535	1:03.946	38.544	229.8	46:15.097		6	1	3:08.233	54.695	1:22.879	50.659	176.5	24:51.239		
20	1	4:27.326	2:40.268	1:06.795	40.263	222.2	50:42.423		7	1	3:10.673	55.002	1:24.785	50.886	173.1	28:01.912		
21	1	2:30.482	42.711	1:08.748	39.023	236.8	53:12.905		8	1	3:07.188	54.397	1:23.532	49.259	179.7	31:09.100		
22	1	2:28.686	43.419	1:06.290	38.977	236.3	55:41.591	9	1	3:07.920	54.650	1:22.683	50.587	180.0	34:17.020			
23	1	2:31.377	42.514	1:09.315	39.548	237.9	58:12.968	10	1	3:06.805	54.113	1:24.258	48.434	177.9	37:23.825			
24	1	2:32.167	42.640	1:11.003	38.524	239.5	1:00:45.135	11	1	3:08.147	54.515	1:24.337	49.295	166.2	40:31.972			
25	1	2:28.249	42.568	1:05.028	40.653	237.9	1:03:13.384	12	1	3:08.407	55.288	1:23.725	49.394	184.0	43:40.379			
26	1	2:26.503	42.804	1:04.624	39.075	234.8	1:05:39.887	13	1	3:11.598	55.114	1:26.265	50.219	182.4	46:51.977			
27	1	2:30.458	44.647	1:06.700	39.111	228.3	1:08:10.345	14	1	3:07.105	54.912	1:23.318	48.875	187.8	49:59.082			
28	1	2:31.274	42.846	1:07.513	40.915	235.8	1:10:41.619	15	1	3:10.902	57.859	1:23.504	49.539	178.5	53:09.984			
29	1	2:28.012	42.338	1:06.782	38.892	237.9	1:13:09.631	16	1	3:07.829	54.492	1:24.287	49.050	189.8	56:17.813			
30	1	2:26.151	42.319	1:05.217	38.615	236.8	1:15:35.782	17	1	3:08.066	55.113	1:23.501	49.452	181.8	59:25.879			
31	1	2:30.910	42.896	1:08.492	39.522	236.3	1:18:06.692	18	1	3:05.821	54.482	1:22.678	48.661	185.2	1:02:31.700			
32	1	2:28.753	42.393	1:07.810	38.550	238.4	1:20:35.445	19	1	3:07.503	54.012	1:24.532	48.959	178.2	1:05:39.203			
33	1	2:28.090	42.896	1:06.922	38.272	237.4	1:23:03.535	20	1	5:52.114	1:47.067	2:34.608	1:30.439	46.7	1:11:31.317			
34	1	2:27.586	44.154	1:04.147	39.285	234.3	1:25:31.121	21	1	9:53.939	7:35.192	1:26.773	51.974	161.4	1:21:25.256			
35	1	2:27.266	42.341	1:04.827	40.098	237.4	1:27:58.387	22	1	3:10.040	54.662	1:24.705	50.673	184.6	1:24:35.296			
36	1	2:36.791	42.429	1:08.586	45.776	240.5	1:30:35.178	23	1	3:13.531	55.660	1:25.659	52.212	176.8	1:27:48.827			
37	1	4:39.184	2:29.468	1:20.875	48.841	197.8	1:35:14.362	24	1	20:54.045	...	1:36.476	55.655	138.5	1:48:42.872			
38	1	4:05.266	1:06.902	2:09.412	48.952	114.9	1:39:19.628	25	1	3:16.625	59.658	1:26.630	50.337	171.4	1:51:59.497			
39	1	3:01.855	54.482	1:19.636	47.737	174.2	1:42:21.483	26	1	3:14.549	55.027	1:28.369	51.153	178.8	1:55:14.046			
40	1	3:42.888	53.637	1:20.687	1:28.564	179.4	1:46:04.371	27	1	3:15.507	56.146	1:27.384	51.977	175.6	1:58:29.553			
41	1	3:40.354	1:06.143	1:37.375	56.836	139.4	1:49:44.725	28	1	3:15.816	57.141	1:27.646	51.029	152.5	2:01:45.369			
42	1	2:28.204	43.467	1:05.540	39.197	230.8	1:52:12.929	29	1	3:12.732	55.811	1:25.244	51.677	169.0	2:04:58.101			
43	1	2:26.613	43.008	1:04.858	38.747	238.9	1:54:39.542	30	1	3:22.598	56.672	1:34.264	51.662	148.6	2:08:20.699			
44	1	2:25.552	42.294	1:04.551	38.707	240.0	1:57:05.094	31	1	3:18.724	55.167	1:32.172	51.385	155.6	2:11:39.423			
45	1	2:25.771	42.247	1:04.747	38.777	238.9	1:59:30.865	32	1	3:14.859	57.478	1:26.898	50.483	169.3	2:14:54.282			
46	1	2:25.502	42.113	1:04.604	38.785	241.6	2:01:56.367	33	1	3:12.843	56.470	1:27.038	49.335	156.1	2:18:07.125			
47	1	2:27.180	43.126	1:05.143	38.911	234.8	2:04:23.547	34	1	3:12.239	55.230	1:26.151	50.858	182.1	2:21:19.364			
48	1	2:25.079	42.346	1:04.045	38.688	239.5	2:06:48.626	35	1	3:12.545	55.042	1:26.495	51.008	174.2	2:24:31.909			
49	1	2:29.595	44.320	1:06.519	38.756	232.8	2:09:18.221	36	1	3:10.347	55.405	1:24.384	50.558	180.6	2:27:42.256			
50	1	2:28.521	42.034	1:07.821	38.666	242.2	2:11:46.742	37	1	3:15.032	54.594	1:29.568	50.870	173.4	2:30:57.288			
51	1	2:26.571	42.422	1:05.632	38.517	238.4	2:14:13.313	38	1	3:13.521	54.969	1:27.293	51.259	173.6	2:34:10.809			
52	1	2:28.666	41.998	1:06.527	40.141	240.5	2:16:41.979	39	1	3:13.296	56.762	1:25.783	50.751	173.6	2:37:24.105			
53	1	2:27.262	42.264	1:06.310	38.688	241.1	2:19:09.241	40	1	3:11.267	55.329	1:25.638	50.300	175.0	2:40:35.372			
54	1	2:27.953	41.952	1:07.252	38.749	241.6	2:21:37.194	41	1	3:09.361	54.110	1:24.453	50.798	184.3	2:43:44.733			
55	1	2:28.364	41.863	1:07.324	39.177	243.2	2:24:05.558	42	1	3:10.413	55.103	1:24.934	50.376	186.5	2:46:55.146			
56	1	2:28.304	41.742	1:07.277	39.285	243.8	2:26:33.862	43	1	3:10.971	54.900	1:25.410	50.661	178.5	2:50:06.117			
57	1	2:29.075	42.170	1:06.169	40.736	240.5	2:29:02.937	44	1	3:11.380	56.387	1:25.245	49.748	173.9	2:53:17.497			
58	1	2:26.778	42.481	1:05.415	38.882	239.5	2:31:29.715	45	1	3:06.436	54.524	1:21.992	49.920	176.8	2:56:23.933			
59	1	2:28.684	42.044	1:06.972	39.668	241.1	2:33:58.399	24						PK Carsport				
60	1	2:28.134	43.272	1:06.176	38.686	237.4	2:36:26.533	1.Tom BOONEN						Porsche 991				
61	1	2:29.371	42.028	1:05.635	41.708	241.6	2:38:55.904	2.Bert LONGIN						1				
62	1	2:25.543	41.959	1:05.043	38.541	242.7	2:41:21.447	1	1	2:31.719	45.176	1:08.262	38.281	231.3	2:31.719			
63	1	2:28.424	41.993	1:07.190	39.241	242.2	2:43:49.871	2	1	2:27.170	41.751	1:07.396	38.023	250.6	4:58.889			
64	1	2:28.487	41.851	1:07.140	39.496	240.5	2:46:18.358	3	1	2:27.559	41.864	1:07.305	38.390	259.0	7:26.448			
65	1	2:28.928	41.899	1:07.497	39.532	242.2	2:48:47.286	4	1	2:27.752	41.466	1:07.835	38.451	259.0	9:54.200			
66	1	2:29.620	43.150	1:07.740	38.730	211.8	2:51:16.906	5	1	2:29.331	41.598	1:08.924	38.809	257.8	12:23.531			
67	1	2:28.607	42.082	1:07.310	39.215	240.0	2:53:45.513	6	1	2:29.211	41.727	1:08.444	39.040	257.1	14:52.742			
68	1	2:31.350	41.614	1:09.929	39.807	243.2	2:56:16.863											



BELCAR ENDURANCE CHAMPIONSHIP


SPA RACING FESTIVAL

RACE

Sector Analysis

■ Personal Best
 ■ Session Best
 ■ Crossing the finish line in pit lane

Lap	D	Time	Sector 1	Sector 2	Sector 3	T. Spd	Elapsed	Lap	D	Time	Sector 1	Sector 2	Sector 3	T. Spd	Elapsed
7	1	2:28.652	41.573	1:08.518	38.561	257.1	17:21.394	65	1	2:30.882	41.726	1:10.171	38.985	254.1	2:50:09.507
8	1	2:28.301	41.676	1:08.244	38.381	259.0	19:49.695	66	1	2:30.354	41.993	1:08.622	39.739	257.8	2:52:39.861
9	1	2:28.472	41.700	1:08.254	38.518	260.2	22:18.167	67	1	2:29.936	41.900	1:09.174	38.862	256.5	2:55:09.797
10	1	2:29.258	41.696	1:08.119	39.443	259.0	24:47.425	68	1	2:30.591	41.773	1:09.241	39.577	259.6	2:57:40.388
11	1	2:29.680	41.778	1:08.883	39.019	258.4	27:17.105	30 Selleslagh Racing Team AMG Mercedes GT4							
12	1	2:30.226	41.807	1:09.801	38.618	243.8	29:47.331	1. Nicolas VAN DIERENDON3. Filip TEUNKENS							
13	1	2:29.269	41.620	1:08.563	39.086	260.9	32:16.600	2. Johan VANNERUM							
14	1	2:29.212	41.700	1:08.794	38.718	255.9	34:45.812	1	3	2:46.381	52.403	1:12.818	41.160	240.0	2:46.381
15	1	2:29.954	41.493	1:09.000	39.461	260.9	37:15.766	2	3	2:35.427	44.008	1:10.842	40.577	213.9	5:21.808
16	1	2:29.778	41.679	1:09.279	38.820	251.7	39:45.544	3	3	2:35.774	44.874	1:10.653	40.247	246.6	7:57.582
17	1	2:29.155	41.546	1:09.041	38.568	259.0	42:14.699	4	3	2:34.374	44.141	1:10.026	40.207	244.9	10:31.956
18	1	2:32.144	42.336	1:10.384	39.424	250.0	44:46.843	5	3	2:34.332	43.876	1:09.976	40.480	244.9	13:06.288
19	1	2:30.034	41.935	1:09.134	38.965	252.9	47:16.877	6	3	2:34.537	44.377	1:09.941	40.219	244.3	15:40.825
20	1	2:31.466	41.709	1:10.704	39.053	252.3	49:48.343	7	3	2:38.239	46.590	1:11.352	40.297	241.1	18:19.064
21	1	2:30.019	41.878	1:09.310	38.831	257.1	52:18.362	8	3	2:35.599	43.921	1:10.161	41.517	247.7	20:54.663
22	1	2:30.577	42.075	1:09.182	39.320	248.8	54:48.939	9	3	2:35.240	44.213	1:10.682	40.345	244.3	23:29.903
23	1	2:31.689	42.210	1:10.144	39.335	232.8	57:20.628	10	3	2:35.036	44.068	1:10.607	40.361	247.7	26:04.939
24	1	2:30.237	41.975	1:09.247	39.015	252.9	59:50.865	11	3	2:35.562	44.769	1:10.511	40.282	242.7	28:40.501
25	1	2:32.360	42.370	1:10.641	39.349	238.9	1:02:23.225	12	3	2:34.391	44.004	1:10.070	40.317	246.0	31:14.892
26	1	2:30.150	41.831	1:09.362	38.957	251.2	1:04:53.375	13	3	2:39.420	46.023	1:12.088	41.309	241.1	33:54.312
27	1	2:31.086	41.894	1:09.943	39.249	255.9	1:07:24.461	14	3	2:41.080	45.085	1:14.666	41.329	243.8	36:35.392
28	1	3:57.708	2:05.365	1:12.057	40.286	231.3	1:11:22.169	15	3	2:36.745	44.746	1:11.321	40.678	244.9	39:12.137
29	1	2:33.840	43.159	1:11.105	39.576	255.9	1:13:56.009	16	3	2:36.492	44.667	1:11.030	40.795	244.3	41:48.629
30	1	2:32.926	43.006	1:10.458	39.462	255.9	1:16:28.935	17	3	2:35.724	44.401	1:10.924	40.399	244.9	44:24.353
31	1	2:31.751	42.277	1:10.132	39.342	257.8	1:19:00.686	18	3	2:35.580	44.249	1:10.505	40.826	244.3	46:59.933
32	1	2:31.114	42.448	1:09.220	39.446	252.3	1:21:31.800	19	3	2:35.956	44.653	1:11.145	40.158	243.8	49:35.889
33	1	2:33.277	43.985	1:09.815	39.477	251.7	1:24:05.077	20	3	2:35.460	43.987	1:11.033	40.440	250.0	52:11.349
34	1	2:34.313	42.706	1:09.674	41.933	254.1	1:26:39.390	21	3	2:37.453	43.900	1:11.227	42.326	248.8	54:48.802
35	1	2:32.012	42.309	1:10.304	39.399	255.3	1:29:11.402	22	3	2:36.200	44.521	1:11.085	40.594	248.8	57:25.002
36	1	2:56.296	48.347	1:20.104	47.845	200.4	1:32:07.698	23	3	2:36.087	44.402	1:11.009	40.676	247.1	1:00:01.089
37	1	3:02.497	53.826	1:21.002	47.669	175.6	1:35:10.195	24	3	2:36.566	44.480	1:11.105	40.981	247.1	1:02:37.655
38	1	4:08.486	1:09.192	2:09.592	49.702	136.0	1:39:18.681	25	3	2:41.312	44.964	1:14.710	41.638	243.8	1:05:18.967
39	1	3:01.513	53.237	1:20.455	47.821	177.0	1:42:20.194	26	3	2:37.083	44.201	1:12.255	40.627	247.1	1:07:56.050
40	1	3:42.879	53.522	1:21.149	1:28.208	190.1	1:46:03.073	27	3	2:37.984	44.445	1:11.708	41.831	250.6	1:10:34.034
41	1	4:03.756	2:05.513	1:15.700	42.543	192.9	1:50:06.829	28	3	2:38.152	44.554	1:12.610	40.988	247.7	1:13:12.186
42	1	2:37.768	43.178	1:12.151	42.439	236.3	1:52:44.597	29	3	2:38.060	44.589	1:12.541	40.930	238.9	1:15:50.246
43	1	2:30.926	42.213	1:09.934	38.779	257.8	1:55:15.523	30	3	2:36.401	44.589	1:11.273	40.539	247.1	1:18:26.647
44	1	2:31.559	42.436	1:09.696	39.427	235.8	1:57:47.082	31	3	2:36.104	44.146	1:11.453	40.505	247.7	1:21:02.751
45	1	2:30.000	41.830	1:08.150	40.020	251.7	2:00:17.082	32	3	2:38.333	44.583	1:12.054	41.696	250.6	1:23:41.084
46	1	2:27.871	41.664	1:07.884	38.323	255.3	2:02:44.953	33	2	4:24.526	2:25.509	1:16.035	42.982	219.5	1:28:05.610
47	1	2:29.445	41.625	1:08.298	39.522	257.8	2:05:14.398	34	2	2:43.547	45.953	1:14.900	42.694	231.3	1:30:49.157
48	1	2:30.850	41.897	1:09.813	39.140	224.5	2:07:45.248	35	2	3:42.985	45.117	1:32.192	1:25.676	241.6	1:34:32.142
49	1	2:27.769	41.612	1:07.693	38.464	258.4	2:10:13.017	36	1	5:05.865	2:54.715	1:14.535	56.615	230.8	1:39:38.007
50	1	2:31.256	41.730	1:10.816	38.710	259.0	2:12:44.273	37	1	2:52.828	48.889	1:14.990	48.949	174.8	1:42:30.835
51	1	2:27.923	41.682	1:07.907	38.334	257.1	2:15:12.196	38	1	3:40.773	51.851	1:18.410	1:30.512	196.7	1:46:11.608
52	1	2:30.932	42.231	1:09.936	38.765	248.8	2:17:43.128	39	1	3:39.434	1:06.343	1:36.403	56.688	128.7	1:49:51.042
53	1	2:30.647	41.675	1:09.680	39.292	261.5	2:20:13.775	40	1	2:41.119	46.106	1:14.043	40.970	208.9	1:52:32.161
54	1	2:28.373	41.746	1:07.585	39.042	251.7	2:22:42.148	41	1	2:38.277	44.466	1:12.724	41.087	238.9	1:55:10.438
55	1	2:28.110	41.548	1:08.034	38.528	253.5	2:25:10.258	42	1	2:36.743	44.389	1:11.088	41.266	246.0	1:57:47.181
56	1	2:30.959	42.160	1:09.134	39.665	253.5	2:27:41.217	43	1	2:38.570	44.364	1:11.442	42.764	247.7	2:00:25.751
57	1	2:28.918	41.559	1:08.489	38.870	255.3	2:30:10.135	44	1	2:37.241	44.289	1:11.460	41.492	248.8	2:03:02.992
58	1	2:28.877	41.568	1:08.505	38.804	257.8	2:32:39.012	45	1	2:36.195	44.247	1:11.223	40.725	247.1	2:05:39.187
59	1	2:29.108	41.669	1:08.867	38.572	250.0	2:35:08.120	46	1	2:36.716	44.488	1:11.158	41.070	246.6	2:08:15.903
60	1	2:28.343	41.404	1:08.315	38.624	257.1	2:37:36.463	47	1	2:36.837	44.116	1:11.594	41.127	247.1	2:10:52.740
61	1	2:30.791	41.635	1:08.706	40.450	250.0	2:40:07.254	48	1	2:37.466	44.026	1:12.272	41.168	247.7	2:13:30.206
62	1	2:30.720	41.502	1:10.153	39.065	233.8	2:42:37.974	49	1	2:37.747	44.259	1:11.318	42.170	248.3	2:16:07.953
63	1	2:31.146	41.525	1:10.741	38.880	260.9	2:45:09.120	50	1	2:38.471	44.441	1:12.933	41.097	247.1	2:18:46.424
64	1	2:29.505	41.583	1:09.133	38.789	255.9	2:47:38.625	51	1	2:36.493	43.991	1:11.084	41.118	248.3	2:21:22.917



BELCAR ENDURANCE CHAMPIONSHIP


SPA RACING FESTIVAL

RACE

Sector Analysis

Personal Best Session Best B Crossing the finish line in pit lane

Lap	D	Time	Sector 1	Sector 2	Sector 3	T. Spd	Elapsed	Lap	D	Time	Sector 1	Sector 2	Sector 3	T. Spd	Elapsed
52	1	2:36.224	44.330	1:10.852	41.042	247.7	2:23:59.141	42	2	2:36.379	44.001	1:11.506	40.872	241.6	1:57:55.834
53	1	2:38.367	43.970	1:12.581	41.816	249.4	2:26:37.508	43	2	2:37.951	44.173	1:12.756	41.022	238.4	2:00:33.785
54	1	2:37.391	44.228	1:12.052	41.111	246.6	2:29:14.899	44	2	2:36.033	44.539	1:11.413	40.081	249.4	2:03:09.818
55	1	2:37.587	45.154	1:11.350	41.083	246.6	2:31:52.486	45	2	2:34.412	43.512	1:09.969	40.931	251.2	2:05:44.230
56	1	2:36.089	43.862	1:11.318	40.909	248.8	2:34:28.575	46	2	2:34.897	43.654	1:10.141	41.102	250.6	2:08:19.127
57	1	2:35.889	43.948	1:11.002	40.939	250.6	2:37:04.464	47	2	2:34.399	43.818	1:10.222	40.359	248.8	2:10:53.526
58	1	2:37.263	43.978	1:11.951	41.334	247.7	2:39:41.727	48	2	2:34.892	43.656	1:10.734	40.502	253.5	2:13:28.418
59	1	2:35.346	43.889	1:10.846	40.611	251.2	2:42:17.073	49	2	2:35.532	43.740	1:11.305	40.487	248.8	2:16:03.950
60	1	2:36.204	44.471	1:10.939	40.794	246.6	2:44:53.277	50	2	2:35.540	44.172	1:10.831	40.537	248.8	2:18:39.490
61	1	2:39.547	44.565	1:13.633	41.349	247.1	2:47:32.824	51	2	2:35.246	43.571	1:10.281	41.394	250.0	2:21:14.736
62	1	2:42.966	44.798	1:14.122	44.046	236.8	2:50:15.790	52	2	2:34.416	43.769	1:10.188	40.459	247.1	2:23:49.152
63	1	2:37.709	45.060	1:11.831	40.818	247.1	2:52:53.499	53	2	2:35.756	43.599	1:10.685	41.472	251.2	2:26:24.908
64	1	2:36.950	44.020	1:11.541	41.389	242.7	2:55:30.449	54	2	2:38.321	43.912	1:12.048	42.361	227.8	2:29:03.229
65	1	2:39.072	44.053	1:13.749	41.270	237.9	2:58:09.521	55	2	2:35.451	43.807	1:11.207	40.437	249.4	2:31:38.680
31 Selleslagh Racing Team AMG Mercedes GT4 1. Wim SPINOY 3 2. Kenneth HEYER								56 2 2:35.202 43.599 1:11.004 40.599 250.0 2:34:13.882							
1	1	2:54.404	55.099	1:15.580	43.725	215.1	2:54.404	57	2	2:36.439	43.952	1:11.267	41.220	250.0	2:36:50.321
2	1	2:45.512	46.697	1:15.777	43.038	238.9	5:39.916	58	2	2:34.709	43.620	1:10.377	40.712	251.2	2:39:25.030
3	1	2:42.787	45.600	1:14.771	42.416	239.5	8:22.703	59	2	2:36.100	43.456	1:11.293	41.351	248.8	2:42:01.130
4	1	2:43.373	45.642	1:13.560	44.171	241.6	11:06.076	60	2	2:35.600	43.491	1:11.091	41.018	252.3	2:44:36.730
5	1	2:41.842	45.918	1:13.464	42.460	240.5	13:47.918	61	2	2:35.445	43.992	1:10.648	40.805	249.4	2:47:12.175
6	1	2:39.299	45.110	1:12.813	41.376	244.3	16:27.217	62	2	2:35.177	43.598	1:10.804	40.775	249.4	2:49:47.352
7	1	2:38.549	44.906	1:12.347	41.296	242.7	19:05.766	63	2	2:34.861	43.640	1:10.777	40.444	248.8	2:52:22.213
8	1	2:37.508	44.836	1:11.541	41.131	242.7	21:43.274	64	2	2:34.543	43.787	1:10.320	40.436	248.8	2:54:56.756
9	1	2:40.275	45.076	1:13.191	42.008	243.8	24:23.549	65	2	2:36.205	43.811	1:11.663	40.731	236.3	2:57:32.961
10	1	2:39.930	45.837	1:11.500	42.593	247.1	27:03.479	39 R&J Racing BMW M3 1. Roland VAN ASCH 3. Jurgen VERMEULEN 4 2. Wim VERWIMP							
11	1	2:38.201	44.479	1:12.216	41.506	240.5	29:41.680	1	2	3:13.002	1:04.252	1:20.969	47.781	197.1	3:13.002
12	1	2:36.910	44.260	1:11.254	41.396	247.7	32:18.590	2	2	3:01.454	52.240	1:20.545	48.669	196.0	6:14.456
13	1	2:37.777	44.688	1:11.553	41.536	245.5	34:56.367	3	2	3:12.738	52.159	1:20.519	1:00.060	200.4	9:27.194
14	1	2:37.885	44.725	1:11.419	41.741	242.2	37:34.252	4	2	3:03.951	52.469	1:23.063	48.419	199.3	12:31.145
15	1	2:38.282	45.197	1:12.243	40.842	242.2	40:12.534	5	2	3:05.464	53.446	1:23.119	48.899	195.3	15:36.609
16	1	2:36.974	44.535	1:11.505	40.934	246.6	42:49.508	6	2	3:06.344	52.762	1:23.605	49.977	200.4	18:42.953
17	1	2:38.059	44.221	1:12.330	41.508	250.0	45:27.567	7	2	3:04.367	52.977	1:23.115	48.275	204.2	21:47.320
18	1	2:36.343	44.485	1:11.147	40.711	247.7	48:03.910	8	2	3:03.167	52.830	1:21.440	48.897	185.6	24:50.487
19	1	2:41.630	44.282	1:15.055	42.293	248.3	50:45.540	9	2	3:05.928	52.370	1:23.851	49.707	191.8	27:56.415
20	1	2:39.804	44.601	1:13.141	42.062	247.1	53:25.344	10	2	3:00.501	52.694	1:20.100	47.707	204.5	30:56.916
21	1	2:39.783	45.654	1:12.709	41.420	246.6	56:05.127	11	2	2:59.629	51.751	1:20.181	47.697	198.5	33:56.545
22	1	2:37.494	44.404	1:11.938	41.152	245.5	58:42.621	12	2	3:03.760	54.192	1:21.649	47.919	197.4	37:00.305
23	1	2:37.751	44.637	1:12.102	41.012	245.5	1:01:20.372	13	2	3:05.253	52.794	1:23.605	48.854	196.7	40:05.558
24	1	2:39.264	44.462	1:13.175	41.627	247.1	1:03:59.636	14	2	3:03.874	52.663	1:22.362	48.849	203.0	43:09.432
25	1	2:39.798	45.166	1:12.873	41.759	244.9	1:06:39.434	15	2	3:05.408	52.117	1:23.852	49.439	199.6	46:14.840
26	1	2:40.093	44.974	1:13.400	41.719	193.2	1:09:19.527	16	2	3:08.444	53.411	1:24.256	50.777	193.9	49:23.284
27	1	2:38.339	44.596	1:12.546	41.197	243.8	1:11:57.866	17	1	5:56.169	3:42.491	1:23.843	49.835	175.9	55:19.453
28	1	2:38.883	44.309	1:13.328	41.246	247.7	1:14:36.749	18	1	3:09.815	54.257	1:24.831	50.727	165.1	58:29.268
29	1	2:38.975	45.015	1:12.415	41.545	246.6	1:17:15.724	19	1	3:05.702	55.026	1:22.363	48.313	172.2	1:01:34.970
30	2	4:07.068	2:13.836	1:11.877	41.355	232.8	1:21:22.792	20	1	3:04.344	53.425	1:22.706	48.213	160.7	1:04:39.314
31	2	2:37.487	44.049	1:12.629	40.809	248.3	1:24:00.279	21	1	3:04.889	53.119	1:23.468	48.302	172.5	1:07:44.203
32	2	2:39.031	44.454	1:11.356	43.221	246.6	1:26:39.310	22	1	3:04.571	53.001	1:23.231	48.339	174.8	1:10:48.774
33	2	2:37.543	44.350	1:11.971	41.222	244.3	1:29:16.853	23	1	3:03.865	53.039	1:22.200	48.626	165.9	1:13:52.639
34	2	2:52.719	45.731	1:18.753	48.235	223.6	1:32:09.572	24	1	3:03.769	54.416	1:21.899	47.454	182.1	1:16:56.408
35	2	3:01.016	52.625	1:20.902	47.489	183.7	1:35:10.588	25	1	3:00.960	52.941	1:21.020	46.999	180.9	1:19:57.368
36	2	4:08.376	1:09.929	2:09.212	49.235	123.9	1:39:18.964	26	1	3:00.416	52.163	1:20.936	47.317	187.2	1:22:57.784
37	2	3:01.577	53.220	1:20.548	47.809	175.6	1:42:20.541	27	1	3:03.541	52.532	1:23.708	47.301	184.3	1:26:01.325
38	2	4:24.708	2:21.701	1:18.548	44.459	192.5	1:46:45.249	28	1	3:02.729	52.698	1:22.258	47.773	177.0	1:29:04.054
39	2	3:17.849	46.937	1:33.537	57.375	157.4	1:50:03.098	29	1	3:03.240	54.276	1:21.003	47.961	175.0	1:32:07.294
40	2	2:40.916	46.089	1:12.508	42.319	208.1	1:52:44.014	30	1	3:02.291	53.759	1:21.113	47.419	173.6	1:35:09.585
41	2	2:35.441	43.857	1:10.703	40.881	251.7	1:55:19.455	31	1	4:08.610	1:08.384	2:10.169	50.057	136.9	1:39:18.195



BELCAR ENDURANCE CHAMPIONSHIP

SPA RACING FESTIVAL

RACE

Sector Analysis


■ Personal Best
 ■ Session Best
 ■ Crossing the finish line in pit lane

Lap	D	Time	Sector 1	Sector 2	Sector 3	T. Spd	Elapsed	Lap	D	Time	Sector 1	Sector 2	Sector 3	T. Spd	Elapsed
32	1	3:01.477	53.324	1:20.539	47.614	172.8	1:42:19.672	31	3	3:01.471	53.456	1:19.499	48.516	198.2	1:34:40.185
33	1	3:42.664	53.332	1:21.312	1:28.020	169.5	1:46:02.336	32	3	3:38.823	1:30.290	1:20.356	48.177	170.6	1:38:19.008
34	1	3:43.009	1:07.468	1:37.340	58.201	130.0	1:49:45.345	33	3	2:59.561	52.754	1:19.478	47.329	199.3	1:41:18.569
35	3	5:48.641	3:39.456	1:21.750	47.435	188.8	1:55:33.986	34	3	3:06.157	52.587	1:26.237	47.333	166.7	1:44:24.726
36	3	2:56.390	51.449	1:18.786	46.155	204.2	1:58:30.376	35	3	3:00.100	52.711	1:19.926	47.463	198.2	1:47:24.826
37	3	2:55.548	51.234	1:18.101	46.213	205.7	2:01:25.924	36	3	2:58.962	52.603	1:19.086	47.273	198.5	1:50:23.788
38	3	2:56.249	51.368	1:18.577	46.304	200.7	2:04:22.173	37	3	2:58.402	52.596	1:18.793	47.013	200.4	1:53:22.190
39	3	2:54.285	51.495	1:16.968	45.822	207.7	2:07:16.458	38	3	2:58.366	52.161	1:19.226	46.979	200.0	1:56:20.556
40	3	2:54.528	50.792	1:16.860	46.876	202.2	2:10:10.986	39	3	2:59.733	52.565	1:19.527	47.641	198.9	1:59:20.289
41	3	2:55.978	51.680	1:17.969	46.329	208.5	2:13:06.964	40	3	2:59.079	52.508	1:19.505	47.066	190.5	2:02:19.368
42	3	2:55.836	51.687	1:18.416	45.733	203.8	2:16:02.800	41	3	3:00.468	52.471	1:21.045	46.952	198.2	2:05:19.836
43	3	2:54.429	51.255	1:17.054	46.120	202.2	2:18:57.229	42	3	2:59.785	52.515	1:20.314	46.956	190.1	2:08:19.621
44	3	2:55.612	51.988	1:17.431	46.193	206.5	2:21:52.841	43	3	2:59.176	52.438	1:19.335	47.403	200.4	2:11:18.797
45	3	3:08.957	51.127	1:30.959	46.871	208.5	2:25:01.798	44	3	3:00.068	52.516	1:20.363	47.189	200.4	2:14:18.865
46	3	2:56.376	51.415	1:17.817	47.144	208.1	2:27:58.174	45	3	2:58.817	52.188	1:19.423	47.206	200.4	2:17:17.682
47	3	2:57.105	50.939	1:18.739	47.427	208.5	2:30:55.279	46	3	3:00.161	52.665	1:19.899	47.597	199.6	2:20:17.843
48	3	2:57.019	51.194	1:18.986	46.839	197.4	2:33:52.298	47	2	5:08.444	2:53.760	1:24.394	50.290	174.2	2:25:26.287
49	3	2:58.005	51.177	1:19.079	47.749	200.0	2:36:50.303	48	2	3:08.431	54.803	1:23.699	49.929	193.2	2:28:34.718
50	3	2:59.025	51.393	1:20.629	47.003	200.7	2:39:49.328	49	2	3:09.533	54.232	1:25.506	49.795	193.2	2:31:44.251
51	3	2:58.061	51.155	1:19.640	47.266	200.0	2:42:47.389	50	2	3:06.321	54.155	1:22.314	49.852	195.3	2:34:50.572
52	3	2:57.555	51.685	1:18.914	46.956	198.9	2:45:44.944	51	2	3:07.494	54.529	1:23.681	49.284	194.9	2:37:58.066
53	3	3:00.344	52.025	1:20.721	47.598	201.1	2:48:45.288	52	2	3:05.391	53.829	1:22.495	49.067	196.0	2:41:03.457
54	3	3:01.208	53.371	1:20.737	47.100	201.1	2:51:46.496	53	2	3:05.768	53.974	1:22.929	48.865	194.9	2:44:09.225
55	3	2:57.129	51.519	1:19.105	46.505	205.7	2:54:43.625	54	2	3:06.199	55.023	1:21.957	49.219	193.5	2:47:15.424
56	3	2:57.520	51.289	1:19.475	46.756	201.9	2:57:41.145	55	2	3:05.757	53.659	1:22.652	49.446	194.9	2:50:21.181
								56	2	3:08.851	53.989	1:24.667	50.195	196.7	2:53:30.032
								57	2	3:10.597	54.638	1:25.703	50.256	185.2	2:56:40.629

42 BMW Team Der Horst							BMW 325i
1.	Alex CASCATAU	3.	Jeromy HESELS				5
2.	Niels DE KERPEL						
1	1	3:16.872	1:07.836	1:21.782	47.254	198.2	3:16.872
2	1	2:57.985	52.380	1:19.019	46.586	199.6	6:14.857
3	1	2:58.241	52.023	1:19.305	46.913	201.5	9:13.098
4	1	2:58.112	52.318	1:18.406	47.388	199.3	12:11.210
5	1	2:57.493	52.093	1:18.543	46.857	194.6	15:08.703
6	1	2:58.479	53.041	1:18.651	46.787	201.5	18:07.182
7	1	2:56.999	52.321	1:18.151	46.527	200.4	21:04.181
8	1	2:57.927	52.106	1:17.872	47.949	203.0	24:02.108
9	1	3:03.433	55.356	1:20.024	48.053	191.2	27:05.541
10	1	2:58.004	52.232	1:18.641	47.131	200.4	30:03.545
11	1	2:58.037	52.241	1:18.216	47.580	202.6	33:01.582
12	1	2:57.696	52.869	1:18.329	46.498	202.2	35:59.278
13	1	2:56.605	51.918	1:17.752	46.935	203.0	38:55.883
14	1	2:57.033	52.030	1:18.143	46.860	200.0	41:52.916
15	1	2:58.659	52.086	1:18.903	47.670	201.5	44:51.575
16	1	2:57.489	52.038	1:18.582	46.869	200.7	47:49.064
17	1	2:58.117	52.319	1:18.291	47.507	201.9	50:47.181
18	1	2:57.633	52.661	1:18.144	46.828	201.1	53:44.814
19	1	2:58.040	52.374	1:18.633	47.033	200.7	56:42.854
20	1	2:57.916	52.319	1:18.780	46.817	199.6	59:40.770
21	1	2:58.983	51.998	1:20.035	46.950	203.0	1:02:39.753
22	1	2:57.895	52.267	1:19.023	46.605	203.4	1:05:37.648
23	3	5:04.520	2:53.628	1:23.068	47.824	153.6	1:10:42.168
24	3	2:59.915	52.768	1:20.011	47.136	197.8	1:13:42.083
25	3	2:59.400	52.230	1:19.895	47.275	200.0	1:16:41.483
26	3	2:58.551	51.992	1:19.067	47.492	202.6	1:19:40.034
27	3	3:00.579	52.149	1:18.811	49.619	199.6	1:22:40.613
28	3	2:58.489	52.377	1:18.778	47.334	200.4	1:25:39.102
29	3	2:58.881	52.328	1:19.315	47.238	200.0	1:28:37.983
30	3	3:00.731	52.769	1:20.323	47.639	199.6	1:31:38.714

44 Belgium Driver Academy vzw							Wolf GB08
1.	Maxim PAMPEL						2
2.	Martin DOUBEK						
1	2	2:43.093	50.919	1:12.041	40.133	208.5	2:43.093
2	2	2:31.599	44.438	1:07.409	39.752	220.0	5:14.692
3	2	2:30.824	44.590	1:06.319	39.915	222.7	7:45.516
4	2	2:30.794	44.521	1:06.439	39.834	220.0	10:16.310
5	2	2:35.363	45.424	1:08.995	40.944	221.8	12:51.673
6	2	2:32.820	44.985	1:07.660	40.175	221.8	15:24.493
7	2	2:32.661	44.898	1:07.316	40.447	220.0	17:57.154
8	2	2:32.118	45.119	1:06.432	40.567	220.4	20:29.272
9	2	2:30.666	44.830	1:05.901	39.935	220.9	22:59.938
10	2	2:30.669	44.619	1:05.887	40.163	222.2	25:30.607
11	2	2:31.504	44.541	1:06.521	40.442	221.8	28:02.111
12	2	2:32.526	45.825	1:06.418	40.283	216.4	30:34.637
13	2	2:30.890	44.639	1:06.403	39.848	220.4	33:05.527
14	2	2:32.984	45.123	1:07.725	40.136	222.7	35:38.511
15	2	2:30.527	44.574	1:06.262	39.691	221.3	38:09.038
16	2	2:31.690	44.432	1:06.705	40.553	221.3	40:40.728
17	2	2:33.736	44.579	1:08.683	40.474	220.9	43:14.464
18	2	2:32.470	45.645	1:06.303	40.522	217.3	45:46.934
19	2	2:31.117	44.892	1:06.509	39.716	222.2	48:18.051
20	2	2:33.883	44.596	1:07.941	41.346	220.9	50:51.934
21	2	2:33.647	44.473	1:08.141	41.033	222.7	53:25.581
22	2	2:33.104	44.627	1:08.459	40.018	222.2	55:58.685
23	2	2:34.997	44.352	1:08.712	41.933	220.4	58:33.682
24	2	2:32.216	44.532	1:07.418	40.266	222.2	1:01:05.898
25	2	2:32.996	44.375	1:08.041	40.580	221.8	1:03:38.894
26	2	2:32.445	44.349	1:07.777	40.319	220.4	1:06:11.339
27	2	2:35.741	44.592	1:10.432	40.717	221.3	1:08:47.080
28	2	2:34.499	44.469	1:08.904	41.126	220.4	1:11:21.579





BELCAR ENDURANCE CHAMPIONSHIP

SPA RACING FESTIVAL

RACE

Sector Analysis

■ Personal Best ■ Session Best B Crossing the finish line in pit lane


Lap	D	Time	Sector 1	Sector 2	Sector 3	T. Spd	Elapsed	Lap	D	Time	Sector 1	Sector 2	Sector 3	T. Spd	Elapsed
29	2	2:35.909	45.639	1:09.804	40.466	220.9	1:13:57.488	18	2	2:57.987	52.593	1:18.926	46.468	200.7	53:46.309
30	2	2:36.023	47.154	1:08.366	40.503	214.3	1:16:33.511	19	2	2:59.756	52.851	1:19.622	47.283	197.4	56:46.065
31	2	2:32.063	44.858	1:06.560	40.645	219.1	1:19:05.574	20	2	2:57.965	52.481	1:18.844	46.640	195.7	59:44.030
32	1	4:01.878	2:11.349	1:09.369	41.160	207.3	1:23:07.452	21	2	2:58.226	52.381	1:18.913	46.932	198.9	1:02:42.256
33	1	2:37.389	45.807	1:10.768	40.814	222.7	1:25:44.841	22	1	5:06.693	2:57.373	1:20.525	48.795	180.9	1:07:48.949
34	1	2:35.409	46.008	1:08.531	40.870	215.6	1:28:20.250	23	1	3:01.189	53.688	1:19.738	47.763	193.5	1:10:50.138
35	1	2:49.769	47.938	1:13.323	48.508	215.1	1:31:10.019	24	1	3:02.530	53.835	1:20.642	48.053	191.8	1:13:52.668
36	1	3:25.061	53.268	1:21.074	1:10.719	194.9	1:34:35.080	25	1	3:01.335	53.527	1:20.240	47.568	194.2	1:16:54.003
37	1	3:40.596	1:30.849	1:21.770	47.977	177.6	1:38:15.676	26	1	3:00.834	53.704	1:19.757	47.373	191.8	1:19:54.837
38	1	3:00.036	52.556	1:20.259	47.221	193.9	1:41:15.712	27	1	3:00.159	53.145	1:19.407	47.607	194.2	1:22:54.996
39	1	3:02.136	53.775	1:22.233	46.128	158.4	1:44:17.848	28	1	3:01.627	54.780	1:19.458	47.389	189.1	1:25:56.623
40	1	2:56.481	51.172	1:18.449	46.860	200.7	1:47:14.329	29	1	3:01.064	53.072	1:19.275	48.717	194.9	1:28:57.687
41	1	2:56.804	50.811	1:18.743	47.250	200.4	1:50:11.133	30	1	3:00.803	53.736	1:19.814	47.253	195.3	1:31:58.490
42	1	2:39.947	47.113	1:09.962	42.872	214.3	1:52:51.080	31	1	2:58.951	52.925	1:19.093	46.933	196.0	1:34:57.441
43	1	2:40.774	47.869	1:10.234	42.671	217.3	1:55:31.854	32	1	4:18.653	1:19.341	2:09.348	49.964	129.3	1:39:16.094
44	1	2:36.410	45.835	1:09.635	40.940	215.6	1:58:08.264	33	1	3:00.779	54.111	1:19.243	47.425	191.5	1:42:16.873
45	1	2:35.744	45.569	1:08.885	41.290	216.0	2:00:44.008	34	1	3:43.488	53.456	1:22.041	1:27.991	193.5	1:46:00.361
46	1	2:34.326	45.395	1:08.025	40.906	216.4	2:03:18.334	35	1	3:43.931	1:08.264	1:36.966	58.701	130.3	1:49:44.292
47	1	2:41.275	45.215	1:11.357	44.703	216.4	2:05:59.609	36	1	3:04.963	56.217	1:21.264	47.482	187.8	1:52:49.255
48	1	2:40.335	47.652	1:10.038	42.645	210.5	2:08:39.944	37	1	3:02.221	53.727	1:20.316	48.178	191.8	1:55:51.476
49	1	2:46.771	47.180	1:15.870	43.721	211.4	2:11:26.715	38	1	2:59.506	53.090	1:19.169	47.247	194.9	1:58:50.982
50	1	2:42.150	48.389	1:12.131	41.630	207.7	2:14:08.865	39	1	2:58.652	52.740	1:18.740	47.172	196.7	2:01:49.634
51	1	2:39.815	48.097	1:10.139	41.579	209.7	2:16:48.680	40	1	2:59.448	52.258	1:19.904	47.286	196.4	2:04:49.082
52	1	2:40.575	48.078	1:09.262	43.235	210.5	2:19:29.255	41	1	2:58.955	52.555	1:19.171	47.229	196.0	2:07:48.037
53	1	2:36.378	46.386	1:09.078	40.914	214.3	2:22:05.633	42	3	5:13.422	2:55.299	1:26.625	51.498	177.3	2:13:01.459
54	1	2:40.288	46.169	1:13.021	41.098	213.4	2:24:45.921	43	3	3:14.532	56.837	1:26.867	50.828	184.6	2:16:15.991
55	1	2:39.142	46.210	1:11.133	41.799	215.1	2:27:25.063	44	3	3:13.946	56.287	1:25.964	51.695	184.6	2:19:29.937
56	1	3:51.834	2:00.559	1:10.316	40.959	208.1	2:31:16.897	45	3	3:13.706	57.125	1:25.575	51.006	184.0	2:22:43.643
57	1	2:36.155	45.159	1:09.002	41.994	218.2	2:33:53.052	46	3	3:13.263	56.229	1:25.658	51.376	187.2	2:25:56.906
58	1	2:36.712	44.898	1:10.437	41.377	210.9	2:36:29.764	47	3	3:15.590	57.407	1:26.303	51.880	182.1	2:29:12.496
59	1	2:36.606	45.836	1:09.289	41.481	213.0	2:39:06.370	48	3	3:16.337	57.938	1:27.381	51.018	183.1	2:32:28.833
60	1	2:39.537	45.843	1:12.021	41.673	214.7	2:41:45.907	49	3	3:12.792	56.366	1:25.555	50.871	187.8	2:35:41.625
61	1	3:11.552	1:20.291	1:09.606	41.655	206.9	2:44:57.459	50	3	3:15.653	57.159	1:26.059	52.435	185.2	2:38:57.278
62	1	2:38.178	46.137	1:10.539	41.502	214.7	2:47:35.637	51	3	3:14.163	56.271	1:26.010	51.882	185.6	2:42:11.441
63	1	2:39.374	46.191	1:10.602	42.581	215.1	2:50:15.011	52	3	3:14.843	58.075	1:25.548	51.220	184.9	2:45:26.284
64	1	2:48.091	45.883	1:12.589	49.619	213.4	2:53:03.102	53	3	3:14.510	56.866	1:26.410	51.234	185.9	2:48:40.794
65	1	2:42.098	48.630	1:11.869	41.599	212.6	2:55:45.200	54	3	3:13.800	57.103	1:25.742	50.955	185.2	2:51:54.594
66	1	2:36.236	45.557	1:08.883	41.796	214.3	2:58:21.436	55	3	3:13.344	56.738	1:26.309	50.297	187.5	2:55:07.938
								56	3	3:12.594	56.345	1:25.696	50.553	187.5	2:58:20.532

57 QSR Racing School BMW 325i
 1. Joël UYLENBROECK 5
 2. Luc JANSSENS 3. Johnny DE BREUCKER

1	2	3:11.573	1:05.681	1:18.633	47.259	196.0	3:11.573
2	2	2:57.422	52.935	1:17.973	46.514	194.2	6:08.995
3	2	2:56.692	52.365	1:17.827	46.500	198.5	9:05.687
4	2	2:56.878	52.217	1:17.796	46.865	198.2	12:02.565
5	2	2:58.426	52.493	1:19.521	46.412	197.1	15:00.991
6	2	2:58.490	52.411	1:18.998	47.081	198.9	17:59.481
7	2	2:58.370	52.414	1:18.775	47.181	197.1	20:57.851
8	2	3:00.856	52.712	1:21.370	46.774	193.9	23:58.707
9	2	3:00.136	52.422	1:19.855	47.859	198.2	26:58.843
10	2	2:59.253	53.460	1:19.155	46.638	196.4	29:58.096
11	2	2:58.659	52.205	1:19.452	47.002	198.2	32:56.755
12	2	2:59.494	52.559	1:19.785	47.150	198.2	35:56.249
13	2	3:00.141	52.532	1:19.339	48.270	196.7	38:56.390
14	2	2:56.869	52.230	1:18.290	46.349	200.4	41:53.259
15	2	2:59.138	52.771	1:18.682	47.685	198.5	44:52.397
16	2	2:57.792	51.932	1:18.859	47.001	201.1	47:50.189
17	2	2:58.133	52.031	1:19.405	46.697	201.1	50:48.322

62 Semespeed Lamborghini Supertrofeo Evo
 1. Benoit SEMOULIN 1
 2. François SEMOULIN

1	1	2:40.970	49.421	1:12.582	38.967	201.1	2:40.970
2	1	2:30.634	42.135	1:09.126	39.373	258.4	5:11.604
3	1	2:27.978	41.675	1:07.795	38.508	268.7	7:39.582
4	1	2:27.470	41.183	1:08.111	38.176	268.7	10:07.052
5	1	2:29.424	41.220	1:08.540	39.664	266.0	12:36.476
6	1	2:29.978	43.485	1:08.052	38.441	265.4	15:06.454
7	1	2:29.578	41.135	1:10.075	38.368	270.7	17:36.032
8	1	2:27.646	41.254	1:08.292	38.100	268.7	20:03.678
9	1	2:30.072	41.574	1:09.573	38.925	266.0	22:33.750
10	1	2:28.564	41.145	1:08.828	38.591	265.4	25:02.314
11	1	2:29.353	41.378	1:09.542	38.433	225.0	27:31.667
12	1	2:30.557	41.316	1:10.143	39.098	266.0	30:02.224
13	1	2:31.109	41.614	1:10.412	39.083	269.3	32:33.333
14	1	2:30.064	41.327	1:09.999	38.738	255.3	35:03.397
15	1	2:31.295	41.398	1:10.815	39.082	260.9	37:34.692
16	1	2:31.447	41.924	1:10.349	39.174	231.3	40:06.139




BELCAR ENDURANCE CHAMPIONSHIP SPA RACING FESTIVAL RACE

Sector Analysis

■ Personal Best ■ Session Best B Crossing the finish line in pit lane

Lap	D	Time	Sector 1	Sector 2	Sector 3	T. Spd	Elapsed	Lap	D	Time	Sector 1	Sector 2	Sector 3	T. Spd	Elapsed				
17	1	2:33.062	42.201	1:11.245	39.616	228.8	42:39.201	6	1	2:36.795	44.189	1:11.698	40.908	245.5	15:47.787				
18	1	2:32.703	42.738	1:11.106	38.859	247.7	45:11.904	7	1	2:39.646	44.332	1:13.599	41.715	242.7	18:27.433				
19	1	2:30.982	41.291	1:10.444	39.247	262.1	47:42.886	8	1	2:37.528	44.486	1:11.928	41.114	242.7	21:04.961				
20	1	2:31.762	41.846	1:10.814	39.102	257.8	50:14.648	9	1	2:37.088	44.188	1:11.718	41.182	244.9	23:42.049				
21	1	2:36.003	42.607	1:12.497	40.899	251.7	52:50.651	10	1	2:36.698	44.126	1:11.421	41.151	244.3	26:18.747				
22	1	2:33.138	42.400	1:11.524	39.214	242.7	55:23.789	11	1	2:38.798	45.005	1:12.557	41.236	229.3	28:57.545				
23	1	2:34.302	41.882	1:12.165	40.255	254.1	57:58.091	12	1	2:37.933	44.877	1:12.148	40.908	244.3	31:35.478				
24	1	4:47.035	2:52.141	1:15.099	39.795	233.8	1:02:45.126	13	1	2:40.146	45.642	1:13.006	41.498	242.2	34:15.624				
25	1	2:32.921	42.157	1:11.274	39.490	249.4	1:05:18.047	14	1	2:39.240	45.317	1:12.583	41.340	241.1	36:54.864				
26	1	2:30.024	41.201	1:10.020	38.803	234.3	1:07:48.071	15	1	2:38.163	44.279	1:12.060	41.824	244.9	39:33.027				
27	1	2:31.307	41.704	1:10.605	38.998	256.5	1:10:19.378	16	1	2:38.337	44.381	1:12.673	41.283	245.5	42:11.364				
28	1	2:29.038	40.599	1:09.862	38.577	266.0	1:12:48.416	17	1	2:39.048	44.418	1:12.918	41.712	243.2	44:50.412				
29	1	2:29.652	40.696	1:10.143	38.813	270.0	1:15:18.068	18	1	2:38.457	44.424	1:12.402	41.631	243.2	47:28.869				
30	1	2:31.423	41.275	1:10.996	39.152	251.2	1:17:49.491	19	1	2:39.630	45.083	1:12.480	42.067	243.2	50:08.499				
31	1	2:33.200	41.117	1:11.128	40.955	266.7	1:20:22.691	20	1	2:40.817	44.914	1:14.209	41.694	237.4	52:49.316				
32	1	2:32.891	42.171	1:10.595	40.125	229.8	1:22:55.582	21	1	2:39.087	44.994	1:12.472	41.621	244.3	55:28.403				
33	1	2:30.412	41.365	1:10.363	38.684	268.7	1:25:25.994	22	1	2:39.514	44.525	1:13.055	41.934	242.7	58:07.917				
34	1	2:31.649	40.910	1:10.950	39.789	231.3	1:27:57.643	23	1	2:40.096	44.567	1:13.210	42.319	239.5	1:00:48.013				
35	1	2:39.696	43.398	1:11.648	44.650	242.7	1:30:37.339	24	1	2:39.408	44.383	1:13.019	42.006	246.0	1:03:27.421				
36	1	3:54.068	45.564	1:43.045	1:25.459	241.1	1:34:31.407	25	1	2:41.222	44.816	1:13.327	43.079	241.6	1:06:08.643				
37	1	3:23.944	1:29.140	1:12.761	42.043	210.1	1:37:55.351	26	1	5:18.872	3:26.137	1:12.232	40.503	234.3	1:11:27.515				
38	1	2:42.630	48.347	1:12.681	41.602	207.3	1:40:37.981	27	1	2:36.126	44.322	1:10.914	40.890	244.9	1:14:03.641				
39	1	2:41.131	47.960	1:12.398	40.773	211.4	1:43:19.112	28	1	2:35.695	43.883	1:11.098	40.714	234.8	1:16:39.336				
40	1	3:05.520	47.437	1:12.833	1:05.250	213.4	1:46:24.632	29	1	2:35.782	44.034	1:10.948	40.800	245.5	1:19:15.118				
41	1	4:43.944	2:44.123	1:18.950	40.871	213.9	1:51:08.576	30	1	2:36.382	44.175	1:11.415	40.792	241.6	1:21:51.500				
42	1	2:32.494	43.080	1:10.551	38.863	254.1	1:53:41.070	31	1	2:37.412	44.493	1:12.038	40.881	242.2	1:24:28.912				
43	1	2:30.577	41.834	1:10.000	38.743	263.4	1:56:11.647	32	1	2:36.840	44.338	1:11.725	40.777	247.1	1:27:05.752				
44	1	2:32.050	41.480	1:10.593	39.977	260.2	1:58:43.697	33	1	2:36.866	44.298	1:11.318	41.250	244.3	1:29:42.618				
45	1	2:33.739	41.802	1:12.319	39.618	233.3	2:01:17.436	34	1	2:59.940	1:06.546	1:12.058	41.336	204.5	1:32:42.558				
46	1	2:31.877	41.663	1:11.093	39.121	262.8	2:03:49.313	35	1	2:43.775	46.691	1:12.111	44.973	236.3	1:35:26.333				
47	1	2:31.834	41.828	1:11.128	38.878	250.0	2:06:21.147	36	1	3:59.562	58.103	2:09.437	52.022	126.6	1:39:25.895				
48	1	2:34.317	41.761	1:11.912	40.644	242.2	2:08:55.464	37	1	2:52.989	2:09.932	1:12.131	40.926	233.3	1:43:28.884				
49	1	3:38.363	1:44.870	1:13.875	39.618	223.6	2:12:33.827	38	1	4:06.323	44.684	1:11.443	1:00.196	240.0	1:46:25.207				
50	1	2:34.496	42.822	1:11.327	40.347	228.3	2:15:08.323	39	1	3:35.774	1:04.365	1:34.637	56.772	110.2	1:50:00.981				
51	1	2:33.455	42.091	1:11.970	39.394	238.9	2:17:41.778	40	1	2:39.743	46.578	1:12.146	41.019	237.9	1:52:40.724				
52	1	2:33.464	41.586	1:12.025	39.853	255.9	2:20:15.242	41	1	2:38.338	45.002	1:12.588	40.748	236.3	1:55:19.062				
53	1	2:33.659	41.738	1:12.436	39.485	252.3	2:22:48.901	42	1	2:36.537	44.143	1:11.494	40.900	243.8	1:57:55.599				
54	1	2:33.404	41.777	1:11.020	40.607	256.5	2:25:22.305	43	1	2:38.096	44.202	1:12.787	41.107	242.2	2:00:33.695				
55	1	2:36.768	41.980	1:13.817	40.971	232.8	2:27:59.073	44	1	2:38.261	44.303	1:12.719	41.239	248.3	2:03:11.956				
56	1	2:35.879	42.075	1:13.673	40.131	253.5	2:30:34.952	45	1	2:37.006	43.869	1:12.372	40.765	242.7	2:05:48.962				
57	1	2:36.379	41.961	1:13.516	40.902	254.7	2:33:11.331	46	1	2:36.764	44.046	1:11.789	40.929	247.1	2:08:25.726				
58	1	2:33.576	42.333	1:11.681	39.562	255.9	2:35:44.907	47	1	3:00.016	1:05.918	1:12.266	41.832	234.3	2:11:25.742				
59	1	2:33.827	42.072	1:12.178	39.577	243.2	2:38:18.734	48	1	2:37.594	44.143	1:11.991	41.460	240.5	2:14:03.336				
60	1	2:34.723	42.370	1:12.378	39.975	246.0	2:40:53.457	49	1	2:38.093	44.513	1:12.079	41.501	242.7	2:16:41.429				
61	1	2:32.728	41.828	1:11.414	39.486	255.9	2:43:26.185	50	1	2:38.146	44.579	1:12.132	41.435	243.8	2:19:19.575				
62	1	2:38.309	46.501	1:12.168	39.640	223.6	2:46:04.494	51	1	2:38.700	44.024	1:12.658	42.018	244.9	2:21:58.275				
63	1	2:33.040	42.332	1:10.935	39.773	235.3	2:48:37.534	52	1	2:38.266	44.133	1:12.855	41.278	237.9	2:24:36.541				
64	1	2:32.787	41.638	1:11.470	39.679	253.5	2:51:10.321	53	1	2:38.798	45.615	1:12.031	41.152	241.6	2:27:15.339				
65	1	2:32.879	42.128	1:11.284	39.467	243.8	2:53:43.200	54	1	2:38.188	44.290	1:12.442	41.456	244.3	2:29:53.527				
66	1	2:45.020	42.329	1:16.026	46.665	226.9	2:56:28.220	55	1	2:38.896	44.228	1:12.664	42.004	240.5	2:32:32.423				
64		KDW Racing I. Koen DE WIT					BMW M4 GT4 3					56	1	2:38.764	44.362	1:13.169	41.233	238.4	2:35:11.187
1	1	2:46.837	52.519	1:13.123	41.195	231.3	2:46.837	57	1	2:38.133	44.344	1:12.489	41.300	245.5	2:37:49.320				
2	1	2:35.960	43.833	1:11.701	40.426	232.8	5:22.797	58	1	2:38.203	44.412	1:12.425	41.366	244.3	2:40:27.523				
3	1	2:35.607	44.275	1:10.828	40.504	247.1	7:58.404	59	1	2:38.289	44.102	1:12.812	41.375	240.5	2:43:05.812				
4	1	2:35.934	43.795	1:11.105	41.034	249.4	10:34.338	60	1	2:39.629	44.179	1:13.920	41.530	244.9	2:45:45.441				
5	1	2:36.654	44.613	1:11.354	40.687	243.8	13:10.992	61	1	2:38.140	44.091	1:12.750	41.299	244.9	2:48:23.581				
								62	1	2:38.528	44.017	1:12.814	41.697	246.6	2:51:02.109				
								63	1	2:38.543	44.136	1:12.782	41.625	246.0	2:53:40.652				



BELCAR ENDURANCE CHAMPIONSHIP


SPA RACING FESTIVAL

RACE

Sector Analysis

■ Personal Best ■ Session Best B Crossing the finish line in pit lane

Lap	D	Time	Sector 1	Sector 2	Sector 3	T. Spd	Elapsed	Lap	D	Time	Sector 1	Sector 2	Sector 3	T. Spd	Elapsed
64	1	2:40.887	44.256	1:13.623	43.008	246.0	2:56:21.539	55	2	2:45.805	46.467	1:15.732	43.606	189.5	2:38:45.317
68	T2 Racing						Lieger Js53 Evo 2	56	2	5:01.237	3:10.892	1:09.472	40.873	217.7	2:43:46.554
	1. Mike FENZL			3. Stephan BRINTZINGER			2	57	2	2:34.738	44.202	1:09.974	40.562	232.3	2:46:21.292
	2. Corina FENZL							58	2	2:32.676	43.897	1:08.658	40.121	234.3	2:48:53.968
1	3	2:42.619	50.795	1:11.965	39.859	218.6	2:42.619	59	2	2:31.178	43.758	1:07.661	39.759	230.8	2:51:25.146
2	3	2:31.615	42.841	1:09.082	39.692	234.8	5:14.234	60	2	2:32.221	44.161	1:08.382	39.678	225.9	2:53:57.367
3	3	2:30.458	43.142	1:07.652	39.664	234.3	7:44.692	61	2	2:32.083	44.095	1:07.813	40.175	232.3	2:56:29.450
4	3	2:31.148	43.175	1:07.735	40.238	233.3	10:15.840								
5	3	2:31.584	43.836	1:08.008	39.740	231.8	12:47.424								
6	3	2:30.745	43.192	1:07.834	39.719	234.8	15:18.169								
7	3	2:31.931	43.038	1:08.737	40.156	234.3	17:50.100								
8	3	2:32.209	43.754	1:08.777	39.678	235.3	20:22.309	69	AR Performance						BMW E90 325i
9	3	2:30.955	43.241	1:08.158	39.556	234.3	22:53.264		1. Nicolas HERMANS		3. Olivier HERTSENS				5
10	3	2:28.951	42.833	1:06.486	39.632	234.8	25:22.215		2. Cedric BAETEN						
11	3	2:31.503	42.931	1:08.259	40.313	233.3	27:53.718								
12	3	2:31.782	42.660	1:08.373	40.749	232.8	30:25.500								
13	3	2:32.916	43.165	1:09.262	40.489	235.3	32:58.416								
14	3	2:30.551	43.069	1:08.410	39.072	235.3	35:28.967								
15	3	2:27.061	42.928	1:05.450	38.683	233.3	37:56.028								
16	3	2:27.832	42.776	1:06.249	38.807	232.3	40:23.860								
17	3	2:28.609	42.923	1:06.894	38.792	234.8	42:52.469								
18	3	2:29.973	42.784	1:08.080	39.109	235.3	45:22.442								
19	3	2:28.801	42.809	1:07.016	38.976	231.8	47:51.243								
20	3	2:29.012	43.086	1:06.030	39.896	234.8	50:20.255								
21	3	3:39.490	48.998	1:45.336	1:05.156	125.7	53:59.745								
22	3	6:23.514	4:31.049	1:11.645	40.820	191.2	1:00:23.259								
23	3	2:37.496	44.542	1:10.761	42.193	233.3	1:03:00.755								
24	3	2:38.310	44.984	1:11.186	42.140	232.3	1:05:39.065								
25	3	2:37.871	45.266	1:11.050	41.555	228.3	1:08:16.936								
26	3	2:38.405	44.912	1:11.327	42.166	225.0	1:10:55.341								
27	3	2:39.968	46.128	1:12.369	41.471	217.7	1:13:35.309								
28	3	2:38.571	44.844	1:11.930	41.797	228.3	1:16:13.880								
29	3	2:38.901	45.069	1:12.535	41.297	206.1	1:18:52.781								
30	3	2:40.423	44.918	1:12.864	42.641	212.2	1:21:33.204								
31	3	3:32.764	1:41.474	1:09.707	41.583	218.2	1:25:05.968								
32	3	2:36.638	45.303	1:09.750	41.585	227.8	1:27:42.606								
33	3	2:37.732	44.611	1:11.278	41.843	229.3	1:30:20.338								
34	3	4:09.727	48.231	1:56.704	1:24.792	201.1	1:34:30.065								
35	3	3:24.144	1:29.590	1:12.216	42.338	200.0	1:37:54.209								
36	3	2:43.193	49.038	1:11.885	42.270	206.9	1:40:37.402								
37	3	2:40.968	48.171	1:10.900	41.897	215.1	1:43:18.370								
38	3	3:05.082	47.886	1:10.688	1:06.508	219.5	1:46:23.452								
39	3	3:36.934	1:05.398	1:34.872	56.664	117.4	1:50:00.386								
40	3	2:44.320	48.494	1:12.169	43.657	216.4	1:52:44.706								
41	3	2:40.424	45.252	1:10.632	44.540	227.8	1:55:25.130								
42	3	2:32.962	44.677	1:08.590	39.695	228.3	1:57:58.092								
43	3	2:36.634	44.111	1:11.045	41.478	226.4	2:00:34.726								
44	3	2:38.219	44.558	1:11.687	41.974	220.0	2:03:12.945								
45	3	2:36.550	43.997	1:11.679	40.874	229.3	2:05:49.495								
46	2	5:13.188	3:07.570	1:17.259	48.359	199.3	2:11:02.683								
47	2	2:51.672	48.284	1:17.538	45.850	180.9	2:13:54.355								
48	2	2:48.864	48.577	1:14.713	45.574	210.9	2:16:43.219								
49	2	2:46.775	46.405	1:13.580	46.790	219.5	2:19:29.994								
50	2	2:48.870	47.293	1:16.748	44.829	200.4	2:22:18.864								
51	2	2:48.018	46.915	1:16.021	45.082	186.2	2:25:06.882								
52	2	2:59.825	48.257	1:19.352	52.216	196.4	2:28:06.707								
53	2	5:04.393	2:59.856	1:19.203	45.334	184.0	2:33:11.100								
54	2	2:48.412	47.745	1:15.796	44.871	193.9	2:35:59.512								



BELCAR ENDURANCE CHAMPIONSHIP


SPA RACING FESTIVAL

RACE

Sector Analysis

Personal Best Session Best B Crossing the finish line in pit lane

Lap	D	Time	Sector 1	Sector 2	Sector 3	T. Spd	Elapsed	Lap	D	Time	Sector 1	Sector 2	Sector 3	T. Spd	Elapsed	
70	AR Performance 1. Jo LAMMENS 2. Davy SUFFELEERS							BMW E90 325i 5	56	2	3:00.513	52.415	1:20.038	48.060	194.2	2:54:16.226
								57	2	2:59.773	51.926	1:19.718	48.129	202.2	2:57:15.999	
								77	Domec Racing 1. Patrick ENGELEN 2. Alain BERG							Radical RXC 1
1	1	3:18.254	1:07.446	1:21.925	48.883	192.5	3:18.254	1	1	2:38.185	48.009	1:10.741	39.435	200.4	2:38.185	
2	1	3:03.711	53.958	1:21.450	48.303	191.5	6:21.965	2	1	2:30.280	42.621	1:08.647	39.012	246.0	5:08.465	
3	1	3:02.121	53.164	1:19.993	48.964	194.9	9:24.086	3	1	2:29.138	42.346	1:07.689	39.103	244.3	7:37.603	
4	1	2:59.384	53.039	1:19.028	47.317	192.9	12:23.470	4	1	2:29.339	42.340	1:07.846	39.153	241.6	10:06.942	
5	1	2:59.388	52.206	1:19.734	47.448	194.6	15:22.858	5	1	2:30.265	42.956	1:07.859	39.450	248.8	12:37.207	
6	1	3:01.432	52.826	1:21.390	47.216	195.7	18:24.290	6	1	2:32.713	44.056	1:09.645	39.012	230.8	15:09.920	
7	1	2:59.171	52.506	1:18.732	47.933	195.3	21:23.461	7	1	3:29.726	42.417	2:05.124	42.185	232.3	18:39.646	
8	1	3:01.341	52.829	1:19.385	49.127	194.6	24:24.802	8	1	7:11.459	5:13.999	1:15.631	41.829	188.8	25:51.105	
9	1	3:01.834	53.417	1:20.830	47.587	193.5	27:26.636	9	1	2:34.621	44.119	1:10.537	39.965	229.8	28:25.726	
10	1	3:01.388	52.924	1:20.449	48.015	192.9	30:28.024	10	1	2:32.577	43.034	1:10.004	39.539	241.1	30:58.303	
11	1	2:59.696	52.971	1:19.177	47.548	194.6	33:27.720	11	1	2:30.708	42.815	1:08.390	39.503	242.7	33:29.011	
12	1	3:01.538	52.973	1:20.909	47.656	192.5	36:29.258	12	1	2:31.284	42.966	1:09.162	39.156	241.1	36:00.295	
13	1	3:00.340	53.122	1:19.599	47.619	193.5	39:29.598	13	1	2:36.051	42.920	1:11.063	42.068	222.2	38:36.346	
14	1	3:02.004	54.837	1:19.545	47.622	189.5	42:31.602	14	1	2:34.076	42.900	1:10.476	40.700	221.3	41:10.422	
15	1	3:03.139	53.288	1:21.918	47.933	193.5	45:34.741	15	1	2:31.393	42.608	1:08.433	40.352	244.9	43:41.815	
16	1	3:02.607	53.706	1:21.469	47.432	193.5	48:37.348	16	1	2:32.396	43.247	1:08.885	40.264	242.7	46:14.211	
17	1	3:00.736	52.939	1:20.168	47.629	192.2	51:38.084	17	1	2:34.837	43.844	1:10.149	40.844	234.3	48:49.048	
18	1	3:00.330	52.772	1:20.146	47.412	194.6	54:38.414	18	1	2:33.388	43.824	1:10.238	39.326	230.8	51:22.436	
19	2	4:58.262	2:47.944	1:22.183	48.135	180.3	59:36.676	19	1	2:33.313	42.810	1:09.382	41.121	242.7	53:55.749	
20	2	2:59.583	52.595	1:20.216	46.772	201.1	1:02:36.259	20	1	4:00.514	2:04.161	1:14.223	42.130	203.4	57:56.263	
21	2	2:59.893	51.609	1:20.548	47.736	201.1	1:05:36.152	21	1	2:40.356	44.472	1:14.552	41.332	241.1	1:00:36.619	
22	2	2:59.237	51.891	1:20.154	47.192	199.3	1:08:35.389	22	1	2:36.510	43.821	1:11.905	40.784	245.5	1:03:13.129	
23	2	2:59.660	51.860	1:20.482	47.318	201.1	1:11:35.049	23	1	2:37.175	44.512	1:11.709	40.954	246.0	1:05:50.304	
24	2	2:58.182	51.422	1:19.840	46.920	203.8	1:14:33.231	24	1	2:38.254	43.934	1:13.186	41.134	245.5	1:08:28.558	
25	2	2:56.972	51.859	1:18.570	46.543	200.0	1:17:30.203	25	1	2:37.618	43.909	1:12.028	41.681	243.2	1:11:06.176	
26	2	2:57.691	51.846	1:18.810	47.035	199.6	1:20:27.894	26	1	2:38.518	43.957	1:13.738	40.823	246.0	1:13:44.694	
27	2	2:57.179	51.762	1:18.849	46.568	199.6	1:23:25.073	27	1	2:34.848	43.843	1:10.635	40.370	246.6	1:16:19.542	
28	2	2:58.843	51.842	1:19.074	47.927	198.2	1:26:23.916	28	1	2:33.645	43.337	1:10.150	40.158	246.6	1:18:53.187	
29	2	2:57.454	51.714	1:19.221	46.519	200.4	1:29:21.370	29	1	2:34.763	44.510	1:10.558	39.695	244.9	1:21:27.950	
30	2	2:59.614	52.854	1:19.450	47.310	197.1	1:32:20.984	30	1	2:34.784	43.678	1:10.306	40.800	250.0	1:24:02.734	
31	2	2:58.951	52.752	1:19.278	46.921	197.1	1:35:19.935	31	1	2:37.635	43.215	1:10.727	43.693	249.4	1:26:40.369	
32	2	4:03.174	1:02.664	2:09.471	51.039	119.3	1:39:23.109	32	1	2:36.541	43.426	1:12.247	40.868	244.9	1:29:16.910	
33	2	3:01.073	53.456	1:19.781	47.836	174.8	1:42:24.182	33	1	2:51.876	45.015	1:18.916	47.945	223.1	1:32:08.786	
34	2	3:42.374	53.123	1:20.257	1:28.994	183.1	1:46:06.556	34	1	4:30.772	2:11.977	1:28.159	50.636	203.0	1:36:39.558	
35	2	3:41.793	1:06.036	1:38.538	57.219	131.4	1:49:48.349	35	1	3:09.914	53.536	1:25.351	51.027	162.4	1:39:49.472	
36	2	2:58.843	52.112	1:20.196	46.535	202.6	1:52:47.192	36	1	3:06.535	53.181	1:24.371	48.983	160.7	1:42:56.007	
37	2	2:59.299	52.942	1:19.104	47.253	200.0	1:55:46.491	37	1	3:21.141	50.419	1:24.611	1:06.111	177.6	1:46:17.148	
38	2	2:57.654	51.810	1:19.219	46.625	199.3	1:58:44.145	38	1	3:40.142	1:05.430	1:36.532	58.180	126.2	1:49:57.290	
39	2	2:57.367	51.784	1:18.684	46.899	200.7	2:01:41.512	39	1	2:40.287	45.667	1:13.769	40.851	225.9	1:52:37.577	
40	2	4:22.640	2:12.007	1:21.119	49.514	181.5	2:06:04.152	40	1	2:36.343	43.249	1:12.374	40.720	232.3	1:55:13.920	
41	2	3:00.991	53.096	1:19.713	48.182	198.2	2:09:05.143	41	1	2:35.347	43.376	1:11.913	40.058	218.2	1:57:49.267	
42	2	3:01.422	52.409	1:21.503	47.510	194.6	2:12:06.565	42	1	2:35.038	42.958	1:11.249	40.831	224.1	2:00:24.305	
43	2	2:59.672	52.234	1:19.322	48.116	201.5	2:15:06.237	43	1	2:34.019	42.815	1:11.421	39.783	237.4	2:02:58.324	
44	2	3:01.766	53.497	1:19.618	48.651	198.5	2:18:08.003	44	1	2:34.958	43.500	1:11.282	40.176	227.4	2:05:33.282	
45	2	3:00.988	52.786	1:19.464	48.738	193.5	2:21:08.991	45	1	2:34.422	43.504	1:10.910	40.008	222.2	2:08:07.704	
46	2	2:59.057	51.719	1:19.625	47.713	199.6	2:24:08.048									
47	2	3:00.208	52.030	1:20.044	48.134	196.0	2:27:08.256									
48	2	3:02.904	52.699	1:21.797	48.408	193.9	2:30:11.160									
49	2	3:02.693	52.521	1:20.998	49.174	194.6	2:33:13.853									
50	2	3:02.454	53.487	1:20.588	48.379	192.5	2:36:16.307									
51	2	2:59.352	51.989	1:19.458	47.905	203.0	2:39:15.659									
52	2	2:59.383	51.900	1:19.930	47.553	203.0	2:42:15.042									
53	2	3:00.719	53.248	1:19.191	48.280	198.2	2:45:15.761									
54	2	2:59.332	51.953	1:19.760	47.619	203.0	2:48:15.093									
55	2	3:00.620	52.165	1:20.517	47.938	201.5	2:51:15.713									
								94	QSR Racing School 1. Rodrigue GILLION 2. John MAURO							Porsche 991 1
								1	1	2:52.385	54.169	1:15.541	42.675	197.8	2:52.385	
								2	1	2:41.455	45.113	1:14.765	41.577	231.8	5:33.840	
								3	1	2:39.361	44.619	1:13.764	40.978	231.8	8:13.201	
								4	1	2:38.284	43.995	1:13.187	41.102	228.3	10:51.485	



BELCAR ENDURANCE CHAMPIONSHIP


SPA RACING FESTIVAL

RACE

Sector Analysis

■ Personal Best ■ Session Best B Crossing the finish line in pit lane

Lap	D	Time	Sector 1	Sector 2	Sector 3	T. Spd	Elapsed	Lap	D	Time	Sector 1	Sector 2	Sector 3	T. Spd	Elapsed				
5	1	2:39.446	43.880	1:13.065	42.501	226.4	13:30.931	63	1	2:37.787	43.430	1:13.270	41.087	214.7	2:54:46.722				
6	1	2:37.116	43.636	1:12.500	40.980	238.9	16:08.047	64	1	2:36.581	43.404	1:12.119	41.058	250.6	2:57:23.303				
7	1	2:38.161	44.147	1:12.858	41.156	226.9	18:46.208	98 Krafft Racing 1. Max BORTOLAMI 2. David CRISTINI							Norma M20 FC 2				
8	1	2:37.755	44.035	1:12.984	40.736	234.3	21:23.963												
9	1	2:38.342	43.488	1:12.710	42.144	236.8	24:02.305	1	1	2:40.663	49.081	1:11.223	40.359	199.3	2:40.663				
10	1	2:39.942	43.737	1:13.171	43.034	237.9	26:42.247	2	1	2:32.761	44.197	1:09.515	39.049	236.8	5:13.424				
11	1	2:40.178	43.837	1:14.554	41.787	242.7	29:22.425	3	1	2:30.505	42.432	1:08.628	39.445	244.9	7:43.929				
12	1	2:39.080	44.216	1:13.733	41.131	235.3	32:01.505	4	1	2:30.460	42.589	1:08.332	39.539	242.2	10:14.389				
13	1	2:38.436	44.151	1:13.406	40.879	226.9	34:39.941	5	1	2:26.297	42.307	1:05.037	38.953	238.9	12:40.686				
14	1	2:38.839	44.285	1:13.406	41.148	236.8	37:18.780	6	1	2:30.400	42.348	1:08.975	39.077	240.5	15:11.086				
15	1	2:38.031	43.706	1:13.391	40.934	242.2	39:56.811	7	1	2:30.847	42.351	1:09.533	38.963	245.5	17:41.933				
16	1	2:39.343	44.050	1:12.852	42.441	232.3	42:36.154	8	1	2:28.167	42.273	1:06.837	39.057	239.5	20:10.100				
17	1	2:39.900	45.120	1:13.846	40.934	239.5	45:16.054	9	1	2:31.347	43.426	1:07.918	40.003	237.9	22:41.447				
18	1	2:38.439	43.908	1:13.276	41.255	236.3	47:54.493	10	1	2:29.291	42.006	1:08.563	38.722	247.1	25:10.738				
19	1	2:38.402	43.663	1:13.700	41.039	241.6	50:32.895	11	1	2:27.404	42.013	1:06.132	39.259	242.2	27:38.142				
20	1	2:40.506	44.377	1:14.522	41.607	237.4	53:13.401	12	1	2:29.564	42.316	1:07.453	39.795	235.3	30:07.706				
21	1	2:39.567	43.730	1:14.897	40.940	237.4	55:52.968	13	1	2:28.626	42.061	1:07.712	38.853	244.3	32:36.332				
22	1	2:40.262	43.771	1:14.321	42.170	243.8	58:33.230	14	1	2:30.223	41.880	1:08.787	39.556	246.0	35:06.555				
23	1	2:37.406	43.439	1:12.712	41.255	239.5	1:01:10.636	15	1	2:26.988	41.953	1:06.206	38.829	243.2	37:33.543				
24	1	2:36.254	43.771	1:11.902	40.581	242.2	1:03:46.890	16	1	2:27.330	42.732	1:05.167	39.431	232.3	40:00.873				
25	1	2:35.186	43.318	1:11.523	40.345	246.0	1:06:22.076	17	1	2:29.876	43.241	1:07.863	38.772	236.3	42:30.749				
26	1	2:35.485	43.107	1:11.569	40.809	243.2	1:08:57.561	18	1	2:27.297	42.383	1:05.933	38.981	238.4	44:58.046				
27	1	2:35.196	43.083	1:11.594	40.519	240.5	1:11:32.757	19	1	2:31.120	44.399	1:05.946	40.775	233.3	47:29.166				
28	1	2:35.805	43.240	1:12.148	40.417	247.1	1:14:08.562	20	1	2:27.379	42.448	1:05.262	39.669	238.4	49:56.545				
29	1	2:35.858	43.336	1:12.141	40.381	247.7	1:16:44.420	21	1	2:53.096	1:04.051	1:09.164	39.881	227.8	52:49.641				
30	1	2:35.864	43.182	1:12.117	40.565	240.5	1:19:20.284	22	1	2:26.722	42.841	1:05.232	38.649	238.4	55:16.363				
31	1	2:39.582	45.016	1:13.484	41.082	229.8	1:21:59.866	23	1	2:30.006	42.234	1:07.673	40.099	240.5	57:46.369				
32	1	2:41.462	2:39.519	1:15.539	46.404	205.3	1:26:41.328	24	1	2:32.391	46.285	1:07.668	38.438	236.3	1:00:18.760				
33	1	2:45.236	44.565	1:15.466	45.205	223.6	1:29:26.564	25	1	2:27.923	42.267	1:07.076	38.580	242.7	1:02:46.683				
34	1	2:59.616	55.190	1:19.562	44.864	191.2	1:32:26.180	26	1	2:33.566	43.181	1:10.598	39.787	241.1	1:05:20.249				
35	1	2:59.270	54.592	1:20.273	44.405	187.8	1:35:25.450	27	1	2:33.090	43.452	1:09.729	39.909	240.5	1:07:53.339				
36	1	4:00.127	58.014	2:09.999	52.114	114.0	1:39:25.577	28	1	2:29.750	42.536	1:08.234	38.980	241.1	1:10:23.089				
37	1	2:59.111	52.536	1:20.038	46.537	193.5	1:42:24.688	29	1	2:34.109	43.226	1:11.638	39.245	238.4	1:12:57.198				
38	1	4:19.860	2:16.909	1:18.752	44.199	176.5	1:46:44.548	30	1	2:27.113	42.472	1:05.455	39.186	238.9	1:15:24.311				
39	1	3:18.113	47.141	1:33.463	57.509	160.0	1:50:02.661	31	1	2:27.942	42.625	1:06.452	38.865	237.4	1:17:52.253				
40	1	2:48.621	46.343	1:18.520	43.758	210.5	1:52:51.282	32	1	2:28.988	42.606	1:06.419	39.963	238.9	1:20:21.241				
41	1	2:49.948	46.066	1:17.182	46.700	205.3	1:55:41.230	33	1	2:31.611	43.352	1:07.868	40.391	237.4	1:22:52.852				
42	1	2:44.754	45.455	1:15.950	43.349	230.3	1:58:25.984	34	1	4:51.712	3:04.235	1:06.799	40.678	226.9	1:27:44.564				
43	1	2:42.037	44.729	1:14.953	42.355	220.4	2:01:08.021	35	1	2:29.744	43.271	1:07.732	38.741	236.3	1:30:14.308				
44	1	2:40.559	44.831	1:13.849	41.879	240.0	2:03:48.580	36	1	2:31.947	44.510	1:07.866	39.571	165.6	1:32:46.255				
45	1	2:43.749	45.578	1:14.351	43.820	244.3	2:06:32.329	37	1	4:07.945	2:22.986	1:06.055	38.904	226.9	1:36:54.200				
46	1	2:40.747	44.332	1:14.355	42.060	229.3	2:09:13.076	38	1	2:58.910	43.533	1:22.784	52.593	216.0	1:39:53.110				
47	1	2:43.897	44.713	1:17.027	42.157	213.9	2:11:56.973	39	1	3:05.767	51.552	1:24.172	50.043	168.5	1:42:58.877				
48	1	2:41.608	44.376	1:14.174	43.058	238.4	2:14:38.581	40	1	3:21.378	50.712	1:23.423	1:07.243	187.8	1:46:20.255				
49	1	2:40.801	45.470	1:13.461	41.870	235.3	2:17:19.382	41	1	3:39.064	1:05.527	1:35.936	57.601	118.4	1:49:59.319				
50	1	2:40.843	44.940	1:13.783	42.120	234.3	2:20:00.225	42	1	2:34.943	43.905	1:12.103	38.935	234.3	1:52:34.262				
51	1	2:39.668	44.118	1:13.953	41.597	250.6	2:22:39.893	43	1	2:31.730	42.567	1:09.235	39.928	235.8	1:55:05.992				
52	1	2:39.838	44.151	1:13.537	42.150	232.8	2:25:19.731	44	1	2:28.254	43.107	1:05.224	39.923	234.3	1:57:34.246				
53	1	2:44.715	43.879	1:17.549	43.287	220.4	2:28:04.446	45	1	2:26.842	43.488	1:04.904	38.450	231.8	2:00:01.088				
54	1	2:41.514	43.662	1:15.017	42.835	239.5	2:30:45.960	46	1	2:29.465	42.943	1:07.753	38.769	231.3	2:02:30.553				
55	1	2:40.277	44.421	1:13.619	42.237	233.8	2:33:26.237	47	1	2:28.513	42.613	1:07.441	38.459	234.3	2:04:59.066				
56	1	2:40.141	44.112	1:14.278	41.751	233.3	2:36:06.378	48	1	2:26.022	42.319	1:05.054	38.649	241.6	2:07:25.088				
57	1	2:41.369	45.243	1:14.093	42.033	247.7	2:38:47.747	49	1	2:24.330	42.074	1:04.035	38.221	239.5	2:09:49.418				
58	1	2:44.390	45.841	1:16.521	42.028	170.9	2:41:32.137	50	1	2:23.704	42.028	1:03.708	37.968	241.1	2:12:13.122				
59	1	2:39.671	43.824	1:14.245	41.602	245.5	2:44:11.808	51	1	2:26.731	43.447	1:04.862	38.422	234.8	2:14:39.853				
60	1	2:41.259	44.403	1:15.032	41.824	246.0	2:46:53.067	52	1	2:24.397	42.062	1:03.953	38.382	240.0	2:17:04.250				
61	1	2:38.877	43.933	1:13.498	41.446	238.4	2:49:31.944	53	1	2:25.122	41.732	1:03.762	39.628	241.1	2:19:29.372				
62	1	2:36.991	43.556	1:12.583	40.852	241.6	2:52:08.935												



BELCAR ENDURANCE CHAMPIONSHIP

SPA RACING FESTIVAL

RACE

Sector Analysis

■ Personal Best ■ Session Best B Crossing the finish line in pit lane


Lap	D	Time	Sector 1	Sector 2	Sector 3	T. Spd	Elapsed	Lap	D	Time	Sector 1	Sector 2	Sector 3	T. Spd	Elapsed
54	1	2:27.852	41.864	1:05.113	40.875	240.5	2:21:57.224	40	1	3:42.700	53.801	1:20.313	1:28.586	163.4	1:46:05.730
55	1	2:29.941	45.114	1:04.900	39.927	234.3	2:24:27.165	41	1	3:40.945	1:06.268	1:38.688	55.989	136.2	1:49:46.675
56	1	2:25.186	41.833	1:04.712	38.641	241.6	2:26:52.351	42	1	2:26.651	42.020	1:07.003	37.628	241.6	1:52:13.326
57	1	2:24.271	41.766	1:04.531	37.974	242.2	2:29:16.622	43	1	2:24.741	40.639	1:06.460	37.642	253.5	1:54:38.067
58	1	2:24.893	42.454	1:04.026	38.413	240.0	2:31:41.515	44	1	2:25.677	40.539	1:07.125	38.013	247.7	1:57:03.744
59	1	2:26.520	41.463	1:06.279	38.778	247.1	2:34:08.035	45	1	2:25.846	40.772	1:07.192	37.882	236.8	1:59:29.590
60	1	2:25.777	41.945	1:05.423	38.409	242.7	2:36:33.812	46	1	2:25.341	40.630	1:06.981	37.730	251.2	2:01:54.931
61	1	2:24.397	41.754	1:04.537	38.106	241.6	2:38:58.209	47	1	2:27.786	41.061	1:08.214	38.511	246.6	2:04:22.717
62	1	2:23.622	41.722	1:03.753	38.147	243.2	2:41:21.831	48	1	2:26.453	40.682	1:07.624	38.147	244.3	2:06:49.170
63	1	2:24.744	41.641	1:05.047	38.056	249.4	2:43:46.575	49	1	2:28.036	42.250	1:07.695	38.091	245.5	2:09:17.206
64	1	2:27.506	41.748	1:07.756	38.002	241.6	2:46:14.081	50	1	2:28.530	40.894	1:09.542	38.094	223.6	2:11:45.736
65	1	2:25.238	41.534	1:04.122	39.582	242.7	2:48:39.319	51	1	2:26.651	40.745	1:07.965	37.941	249.4	2:14:12.387
66	1	2:26.980	41.421	1:07.016	38.543	247.1	2:51:06.299	52	1	2:28.604	41.285	1:08.048	39.271	246.6	2:16:40.991
67	1	2:23.622	41.558	1:04.281	37.783	242.2	2:53:29.921	53	1	2:26.927	40.607	1:08.287	38.033	244.9	2:19:07.918
68	1	2:23.264	41.368	1:03.442	38.454	243.2	2:55:53.185	54	1	2:28.014	40.713	1:08.482	38.819	248.8	2:21:35.932
69	1	2:26.720	42.138	1:05.772	38.810	240.0	2:58:19.905	55	1	2:28.891	40.889	1:09.220	38.782	239.5	2:24:04.823

99 Belgium Racing
1. Dylan DERDAELE
2. Nicolas SAELENS
Porsche 991
1

1	1	2:28.773	43.465	1:07.247	38.061	252.3	2:28.773
2	1	2:26.090	41.016	1:07.235	37.839	258.4	4:54.863
3	1	2:27.168	40.952	1:07.770	38.446	257.8	7:22.031
4	1	2:27.594	40.762	1:07.882	38.950	255.3	9:49.625
5	1	2:27.423	41.155	1:08.031	38.237	264.1	12:17.048
6	1	2:27.758	41.157	1:08.332	38.269	252.3	14:44.806
7	1	2:28.751	40.829	1:08.550	39.372	262.8	17:13.557
8	1	2:27.779	41.193	1:08.407	38.179	254.1	19:41.336
9	1	2:27.328	40.913	1:07.940	38.475	259.6	22:08.664
10	1	2:28.372	41.130	1:08.940	38.302	256.5	24:37.036
11	1	2:29.933	42.052	1:09.065	38.816	247.7	27:06.969
12	1	2:28.334	41.232	1:08.590	38.512	265.4	29:35.303
13	1	2:28.239	41.205	1:08.466	38.568	254.1	32:03.542
14	1	2:29.399	41.491	1:09.418	38.490	242.7	34:32.941
15	1	2:28.936	41.041	1:09.234	38.661	248.3	37:01.877
16	1	2:29.454	41.152	1:09.131	39.171	248.8	39:31.331
17	1	2:28.940	41.312	1:08.738	38.890	253.5	42:00.271
18	1	2:29.202	41.663	1:08.927	38.612	255.9	44:29.473
19	1	2:28.758	41.125	1:09.265	38.368	250.6	46:58.231
20	1	2:29.036	41.488	1:08.976	38.572	254.7	49:27.267
21	1	2:30.099	42.199	1:09.079	38.821	249.4	51:57.366
22	1	2:30.898	41.073	1:10.838	38.987	235.8	54:28.264
23	1	2:29.179	41.165	1:09.220	38.794	248.8	56:57.443
24	1	2:30.098	41.334	1:09.821	38.943	250.0	59:27.541
25	1	2:31.051	41.553	1:10.195	39.303	245.5	1:01:58.592
26	1	2:30.109	41.579	1:09.685	38.845	251.7	1:04:28.701
27	1	2:29.622	41.219	1:09.401	39.002	247.1	1:06:58.323
28	1	2:30.561	41.357	1:09.994	39.210	245.5	1:09:28.884
29	2	4:01.979	2:11.382	1:11.337	39.260	208.1	1:13:30.863
30	2	2:31.009	42.192	1:09.649	39.168	241.6	1:16:01.872
31	2	2:30.898	41.963	1:09.639	39.296	240.5	1:18:32.770
32	2	2:30.705	42.214	1:09.465	39.026	242.2	1:21:03.475
33	2	2:32.522	42.162	1:10.191	40.169	244.3	1:23:35.997
34	2	2:31.956	42.294	1:10.485	39.177	237.4	1:26:07.953
35	2	2:32.922	42.550	1:10.974	39.398	227.8	1:28:40.875
36	2	2:35.857	43.835	1:10.991	41.031	227.4	1:31:16.732
37	1	3:58.116	1:51.218	1:18.146	48.752	221.3	1:35:14.848
38	1	4:05.344	1:07.221	2:09.396	48.727	118.6	1:39:20.192
39	1	3:02.838	55.600	1:19.155	48.083	173.6	1:42:23.030

111 Deldiche Racing by JDC Events
1. Luc DE COCK
2. Tim JOOSEN
Norma M20 FC
2

1	3	2:29.067	43.912	1:07.136	38.019	242.2	2:29.067
2	3	2:26.239	41.779	1:06.444	38.016	245.5	4:55.306
3	3	2:25.024	41.523	1:05.736	37.765	247.7	7:20.330
4	3	2:24.025	41.483	1:04.311	38.231	243.8	9:44.355
5	3	2:25.371	41.583	1:05.632	38.156	245.5	12:09.726
6	3	2:26.190	43.554	1:05.033	37.603	240.5	14:35.916
7	3	2:22.620	41.199	1:03.922	37.499	243.8	16:58.536
8	3	2:22.684	41.128	1:03.903	37.653	244.9	19:21.220
9	3	2:22.988	40.970	1:04.120	37.898	246.6	21:44.208
10	3	2:24.265	42.010	1:04.721	37.534	242.7	24:08.473
11	3	2:26.059	42.244	1:06.141	37.674	246.6	26:34.532
12	3	2:23.658	41.162	1:04.293	38.203	247.7	28:58.190
13	3	2:22.920	41.275	1:04.076	37.569	248.3	31:21.110
14	3	2:23.627	41.030	1:05.106	37.491	248.3	33:44.737
15	3	2:23.165	40.967	1:04.652	37.546	247.1	36:07.902
16	3	2:26.715	41.019	1:06.050	39.646	247.7	38:34.617
17	3	2:24.659	42.088	1:05.030	37.541	240.0	40:59.276
18	3	2:24.107	41.305	1:04.814	37.988	246.6	43:23.383
19	3	2:23.994	41.134	1:05.075	37.785	247.7	45:47.377
20	3	2:24.939	41.042	1:06.054	37.843	249.4	48:12.316
21	3	2:27.238	40.883	1:07.167	39.188	248.3	50:39.554
22	3	2:26.832	41.034	1:07.791	38.007	251.2	53:06.386
23	3	2:24.678	41.072	1:05.942	37.664	247.7	55:31.064
24	3	2:26.827	41.532	1:05.654	39.641	247.1	57:57.891
25	1	3:56.884	2:15.044	1:04.473	37.367	235.3	1:01:54.775
26	1	2:22.887	41.532	1:03.706	37.649	243.8	1:04:17.662



BELCAR ENDURANCE CHAMPIONSHIP

SPA RACING FESTIVAL

RACE


Sector Analysis

■ Personal Best ■ Session Best B Crossing the finish line in pit lane

Lap	D	Time	Sector 1	Sector 2	Sector 3	T. Spd	Elapsed	Lap	D	Time	Sector 1	Sector 2	Sector 3	T. Spd	Elapsed
27	1	2:24.313	41.446	1:03.885	38.982	244.9	1:06:41.975	12	1	2:50.826	50.011	1:17.369	43.446	226.4	35:53.934
28	1	2:23.956	41.943	1:03.697	38.316	242.2	1:09:05.931	13	1	2:51.055	48.878	1:18.041	44.136	226.4	38:44.989
29	1	2:27.015	42.731	1:05.106	39.178	238.4	1:11:32.946	14	1	2:47.870	47.989	1:16.259	43.622	228.3	41:32.859
30	1	2:27.565	41.472	1:07.967	38.126	246.6	1:14:00.511	15	1	2:47.615	48.784	1:16.068	42.763	226.9	44:20.474
31	1	2:29.445	44.276	1:07.512	37.657	239.5	1:16:29.956	16	1	2:46.935	48.573	1:15.819	42.543	229.3	47:07.409
32	1	2:25.209	41.679	1:05.756	37.774	250.0	1:18:55.165	17	1	2:51.856	48.739	1:18.022	45.095	225.5	49:59.265
33	1	2:27.439	42.795	1:05.933	38.711	232.8	1:21:22.604	18	1	2:58.026	50.905	1:22.565	44.556	188.2	52:57.291
34	1	2:23.411	41.341	1:04.105	37.965	246.0	1:23:46.015	19	1	2:51.623	49.244	1:17.671	44.708	228.8	55:48.914
35	1	2:24.006	41.363	1:04.625	38.018	246.0	1:26:10.021	20	1	2:52.572	49.917	1:17.826	44.829	207.3	58:41.486
36	1	2:24.865	41.376	1:05.415	38.074	242.7	1:28:34.886	21	1	7:27.496	5:24.295	1:17.085	46.116	190.8	1:06:08.982
37	1	2:40.803	41.515	1:13.373	45.915	246.6	1:31:15.689	22	1	2:51.335	49.293	1:17.208	44.834	213.0	1:09:00.317
38	1	3:22.781	51.572	1:18.390	1:12.819	209.3	1:34:38.470	23	1	2:51.912	48.652	1:17.467	45.793	225.0	1:11:52.229
39	1	3:38.080	1:28.135	1:21.421	48.524	184.0	1:38:16.550	24	1	2:51.852	48.668	1:17.083	46.101	208.1	1:14:44.081
40	2	4:05.349	1:58.634	1:19.045	47.670	189.5	1:42:21.899	25	1	2:48.322	48.097	1:16.049	44.176	226.9	1:17:32.403
41	2	3:43.032	53.839	1:20.684	1:28.509	177.6	1:46:04.931	26	1	2:49.908	48.267	1:17.093	44.548	213.0	1:20:22.311
42	2	3:40.746	1:06.468	1:37.194	57.084	135.3	1:49:45.677	27	1	2:51.022	48.213	1:17.245	45.564	204.5	1:23:13.333
43	2	2:25.134	42.615	1:04.753	37.766	241.6	1:52:10.811	28	1	2:51.716	48.902	1:17.586	45.228	210.1	1:26:05.049
44	2	2:23.369	42.213	1:03.704	37.452	230.3	1:54:34.180	29	1	2:51.286	49.610	1:17.164	44.512	196.7	1:28:56.335
45	2	2:21.693	40.788	1:03.443	37.462	246.6	1:56:55.873	30	1	2:58.706	51.765	1:21.362	45.579	191.5	1:31:55.041
46	2	2:21.271	40.689	1:02.883	37.699	247.1	1:59:17.144	31	1	2:53.238	50.575	1:18.003	44.660	209.7	1:34:48.279
47	2	2:23.122	41.569	1:03.553	38.000	248.3	2:01:40.266	32	1	3:31.149	1:23.323	1:20.747	47.079	154.5	1:38:19.428
48	2	2:21.725	41.010	1:03.434	37.281	247.7	2:04:01.991	33	1	2:59.669	52.890	1:20.130	46.649	186.5	1:41:19.097
49	2	2:22.242	40.836	1:04.109	37.297	246.6	2:06:24.233	34	1	3:08.716	52.906	1:29.272	46.538	179.1	1:44:27.813
50	2	2:23.461	40.930	1:05.132	37.399	247.1	2:08:47.694	35	1	2:57.730	51.464	1:20.570	45.696	199.6	1:47:25.543
51	2	2:27.944	40.820	1:08.590	38.534	247.1	2:11:15.638	36	1	2:57.670	52.540	1:19.579	45.551	185.6	1:50:23.213
52	2	2:25.557	40.778	1:07.727	37.052	248.3	2:13:41.195	37	1	2:48.468	48.283	1:16.003	44.182	212.2	1:53:11.681
53	2	2:21.453	41.072	1:02.676	37.705	247.1	2:16:02.648	38	1	2:49.264	48.954	1:16.563	43.747	224.1	1:56:00.945
54	2	2:20.730	40.635	1:03.162	36.933	248.3	2:18:23.378	39	2	18:47.542	...	1:36.100	53.918	149.8	2:14:48.487
55	2	2:24.731	43.403	1:04.135	37.193	243.2	2:20:48.109	40	2	3:20.429	55.633	1:32.121	52.675	159.8	2:18:08.916
56	2	2:20.881	40.598	1:02.806	37.477	242.7	2:23:08.990	41	2	3:14.246	55.312	1:26.902	52.032	168.5	2:21:23.162
57	2	2:20.887	40.534	1:03.352	37.001	248.8	2:25:29.877	42	2	3:11.531	55.984	1:25.101	50.446	157.9	2:24:34.693
58	2	2:21.647	40.439	1:04.057	37.151	251.7	2:27:51.524	43	2	3:08.217	53.930	1:24.430	49.857	175.3	2:27:42.910
59	2	2:22.624	41.874	1:03.642	37.108	245.5	2:30:14.148	44	2	3:08.040	53.463	1:25.212	49.365	182.1	2:30:50.950
60	2	2:21.639	40.694	1:03.767	37.178	249.4	2:32:35.787	45	2	3:07.613	52.041	1:26.995	48.577	152.3	2:33:58.563
61	2	2:21.732	40.930	1:03.784	37.018	245.5	2:34:57.519	46	2	3:06.134	51.663	1:25.937	48.534	167.4	2:37:04.697
62	2	2:21.785	40.214	1:03.382	38.189	252.3	2:37:19.304	47	2	3:09.051	52.277	1:25.655	51.119	182.4	2:40:13.748
63	2	2:20.721	40.397	1:03.095	37.229	249.4	2:39:40.025	48	2	3:07.656	51.164	1:26.824	49.668	155.4	2:43:21.404
64	2	2:20.997	41.296	1:02.840	36.861	247.1	2:42:01.022	49	2	3:12.239	54.837	1:27.949	49.453	159.8	2:46:33.643
65	2	2:20.475	40.442	1:02.831	37.202	248.8	2:44:21.497	50	2	3:06.796	51.838	1:26.127	48.831	163.4	2:49:40.439
66	2	2:21.012	40.505	1:03.229	37.278	248.3	2:46:42.509	51	2	3:05.353	51.704	1:23.624	50.025	172.5	2:52:45.792
67	2	2:20.043	40.484	1:02.517	37.042	244.9	2:49:02.552	52	2	3:08.051	52.409	1:26.613	49.029	166.7	2:55:53.843
68	2	2:22.911	41.912	1:03.743	37.256	241.1	2:51:25.463	53	2	3:06.032	51.770	1:24.952	49.310	165.9	2:58:59.875
69	2	2:21.342	40.738	1:03.378	37.226	247.7	2:53:46.805								
70	2	2:27.054	41.011	1:08.429	37.614	247.1	2:56:13.859								

123	RBC Race Team		Saker RAPX				
	1. Michael ROSKAM	3. Tom DE MUL	3				
2. Dave VAN DE VELDE							
1	1	3:01.101	57.964	1:18.977	44.160	186.5	3:01.101
2	1	2:49.170	49.046	1:16.612	43.512	197.8	5:50.271
3	1	2:48.788	48.973	1:15.894	43.921	220.9	8:39.059
4	1	3:19.409	1:16.003	1:18.713	44.693	214.3	11:58.468
5	1	3:52.075	1:52.451	1:16.992	42.632	204.9	15:50.543
6	1	2:52.126	49.329	1:17.211	45.586	215.6	18:42.669
7	1	2:56.074	50.761	1:19.275	46.038	223.1	21:38.743
8	1	2:53.507	49.022	1:18.217	46.268	206.9	24:32.250
9	1	2:49.547	48.831	1:17.087	43.629	210.1	27:21.797
10	1	2:51.247	48.288	1:17.378	45.581	220.0	30:13.044
11	1	2:50.064	48.089	1:16.407	45.568	221.8	33:03.108

157	G&R Motorsport				BMW M3 E46		
	1. Danny VAN DOSSELAER	3. Geert HOUTHOOFT	4				
2. Karlo VAN DOSSELAER 4. Geert DIERCKX							
1	1	3:38.214	1:31.997	1:20.082	46.135	163.1	3:38.214
2	1	2:49.937	48.613	1:16.440	44.884	204.9	6:28.151
3	1	2:50.680	47.895	1:16.391	46.394	204.2	9:18.831
4	1	2:46.972	47.850	1:15.298	43.824	219.5	12:05.803
5	1	2:48.970	48.774	1:15.767	44.429	197.1	14:54.773
6	1	2:47.185	47.809	1:14.523	44.853	218.2	17:41.958
7	1	2:48.353	48.218	1:15.486	44.649	217.3	20:30.311
8	1	2:47.274	48.914	1:14.893	43.467	222.2	23:17.585
9	1	2:45.439	47.439	1:14.386	43.614	217.7	26:03.024
10	1	2:44.857	47.691	1:14.255	42.911	222.2	28:47.881
11	1	2:45.805	47.227	1:13.925	44.653	220.0	31:33.686
12	1	2:47.314	47.890	1:15.892	43.532	196.0	34:21.000
13	1	2:46.990	48.492	1:15.263	43.235	217.7	37:07.990



BELCAR ENDURANCE CHAMPIONSHIP


SPA RACING FESTIVAL

RACE

Sector Analysis

■ Personal Best
 ■ Session Best
 ■ Crossing the finish line in pit lane

Lap	D	Time	Sector 1	Sector 2	Sector 3	T. Spd	Elapsed	Lap	D	Time	Sector 1	Sector 2	Sector 3	T. Spd	Elapsed
<div style="display: flex; justify-content: space-between;"> <div style="width: 45%;"> <p>191 PG Motorsport Porsche 991 1.Thijs HEEZEN 2.Jos MENTEN</p> </div> <div style="width: 45%;"> <p>254 QSR Racing School AMG Mercedes GT4 1.Jimmy DE BREUCKER 2.Yannick HOOGAARS</p> </div> </div>															
14	1	2:48.248	47.377	1:15.572	45.299	216.4	39:56.238	1	1	2:53.572	58.935	1:13.570	41.067	230.3	2:53.572
15	1	2:45.977	47.219	1:15.581	43.177	218.6	42:42.215	2	1	2:37.585	45.243	1:11.353	40.989	241.6	5:31.157
16	1	2:47.571	47.274	1:16.271	44.026	223.6	45:29.786	3	1	2:36.620	45.784	1:10.502	40.334	242.2	8:07.777
17	1	2:47.413	47.354	1:15.919	44.140	216.4	48:17.199	4	1	2:35.150	44.913	1:10.176	40.061	241.6	10:42.927
18	1	2:47.860	47.944	1:15.569	44.347	216.0	51:05.059	5	1	2:35.840	44.738	1:10.335	40.767	242.2	13:18.767
19	1	2:47.695	47.706	1:14.634	45.355	218.2	53:52.754	6	1	2:35.791	44.802	1:10.570	40.419	241.6	15:54.558
1	2	2:37.332	47.127	1:11.036	39.169	240.5	2:37.332	7	1	2:36.162	44.949	1:10.603	40.610	241.1	18:30.720
2	2	2:29.631	42.128	1:08.811	38.692	254.7	5:06.963	8	1	2:36.717	44.960	1:11.094	40.663	242.7	21:07.437
3	2	2:29.611	41.896	1:08.789	38.926	252.3	7:36.574	9	1	2:38.340	44.829	1:12.958	40.553	243.2	23:45.777
4	2	2:29.262	41.779	1:08.586	38.897	251.7	10:05.836	10	1	2:36.293	44.776	1:11.057	40.460	243.8	26:22.070
5	2	2:30.864	41.714	1:09.013	40.137	254.1	12:36.700	11	1	2:36.997	44.678	1:11.079	41.240	243.8	28:59.067
6	2	2:32.494	44.359	1:09.385	38.750	243.2	15:09.194	12	1	2:37.637	44.620	1:11.958	41.059	243.8	31:36.704
7	2	2:30.477	42.009	1:09.233	39.235	254.1	17:39.671	13	1	2:39.840	44.892	1:13.484	41.464	246.6	34:16.544
8	2	2:30.242	41.864	1:08.702	39.676	253.5	20:09.913	14	1	2:38.625	44.911	1:12.340	41.374	244.3	36:55.169
9	2	2:31.184	41.986	1:09.444	39.754	251.7	22:41.097	15	1	2:38.163	45.213	1:11.219	41.731	240.5	39:33.332
10	2	2:30.537	41.775	1:09.463	39.299	252.9	25:11.634	16	1	2:38.407	44.702	1:12.341	41.364	244.3	42:11.739
11	2	2:30.122	41.711	1:09.372	39.039	259.0	27:41.756	17	1	2:39.182	45.286	1:12.527	41.369	243.8	44:50.921
12	2	2:30.170	41.787	1:08.893	39.490	258.4	30:11.926	18	1	2:38.444	45.077	1:11.784	41.583	242.2	47:29.365
13	2	2:29.775	41.739	1:09.044	38.992	257.8	32:41.701	19	1	2:39.580	45.148	1:12.244	42.188	242.7	50:08.945
14	2	2:30.178	41.808	1:09.312	39.058	256.5	35:11.879	20	1	2:40.900	45.180	1:13.657	42.063	244.9	52:49.845
15	2	2:30.233	41.889	1:09.234	39.110	254.1	37:42.112	21	1	2:39.415	45.610	1:11.586	42.219	243.8	55:29.260
16	2	2:30.542	41.703	1:09.534	39.305	253.5	40:12.654	22	1	2:39.557	45.356	1:12.308	41.893	226.4	58:08.817
17	2	2:30.870	41.878	1:09.566	39.426	256.5	42:43.524	23	1	2:40.297	45.547	1:13.703	41.047	242.7	1:00:49.114
18	2	2:32.939	42.017	1:10.453	40.469	241.1	45:16.463	24	1	2:38.354	44.848	1:11.839	41.667	244.3	1:03:27.468
19	2	2:31.558	42.280	1:09.606	39.672	256.5	47:48.021	25	1	2:40.827	45.502	1:12.847	42.478	242.2	1:06:08.295
20	2	2:32.378	42.145	1:09.813	40.420	255.3	50:20.399	26	1	2:40.319	45.282	1:14.349	40.688	241.6	1:08:48.614
21	2	2:40.979	47.709	1:12.424	40.846	163.1	53:01.378	27	1	2:38.193	45.017	1:11.793	41.383	242.2	1:11:26.807
22	2	4:06.330	2:17.172	1:09.895	39.263	226.4	57:07.708	28	1	2:40.611	45.112	1:12.941	42.558	239.5	1:14:07.418
23	2	2:29.680	42.126	1:08.333	39.221	252.3	59:37.388	29	1	2:39.135	45.481	1:12.671	40.983	244.9	1:16:46.553
24	2	2:28.652	41.697	1:08.179	38.776	256.5	1:02:06.040	30	1	2:38.641	44.786	1:12.313	41.542	244.3	1:19:25.194
25	2	2:29.895	41.817	1:08.399	39.679	255.9	1:04:35.935	31	1	2:38.294	45.112	1:12.303	40.879	242.7	1:22:03.488
26	2	2:28.116	41.577	1:08.089	38.450	257.8	1:07:04.051	32	1	2:40.679	45.499	1:12.701	42.479	242.7	1:24:44.167
27	2	2:28.855	41.529	1:08.381	38.945	254.7	1:09:32.906	33	1	6:30.213	4:27.553	1:17.541	45.119	208.9	1:31:14.380
28	2	2:28.649	41.549	1:08.423	38.677	257.1	1:12:01.555	34	1	3:22.407	52.261	1:18.574	1:11.572	226.4	1:34:36.787
29	2	2:30.309	41.565	1:09.457	39.287	254.7	1:14:31.864	35	1	4:53.690	2:19.022	1:41.469	53.199	228.3	1:39:30.477
30	2	2:30.329	41.791	1:08.080	40.458	255.9	1:17:02.193	36	1	2:59.813	55.651	1:14.918	49.244	184.0	1:42:30.290
31	2	2:30.615	43.401	1:08.548	38.666	250.0	1:19:32.808	37	1	3:40.797	51.488	1:18.738	1:30.571	197.1	1:46:11.087
32	2	2:29.318	41.788	1:08.476	39.054	255.3	1:22:02.126	38	1	3:39.402	1:05.350	1:37.487	56.565	137.6	1:49:50.489
33	2	2:29.042	41.701	1:08.185	39.156	257.1	1:24:31.168	39	1	2:40.941	46.069	1:13.481	41.391	201.1	1:52:31.430
34	2	2:28.941	41.630	1:08.482	38.829	254.7	1:27:00.109	40	1	2:35.863	44.341	1:09.949	41.573	246.0	1:55:07.293
35	2	2:29.505	41.639	1:08.196	39.670	259.0	1:29:29.614	41	1	2:34.271	43.839	1:09.658	40.774	247.7	1:57:41.564
36	2	2:58.741	53.221	1:20.218	45.302	189.8	1:32:28.355	42	1	2:37.557	44.438	1:10.381	42.738	246.0	2:00:19.121
37	1	4:15.509	2:10.500	1:15.560	49.449	168.5	1:36:43.864	43	1	2:34.168	43.911	1:09.434	40.823	246.6	2:02:53.289
38	1	3:06.860	50.191	1:25.174	51.495	161.0	1:39:50.724	44	1	2:35.518	43.933	1:10.674	40.911	246.6	2:05:28.807
39	1	3:06.250	52.784	1:24.436	49.030	161.2	1:42:56.974	45	1	2:37.464	44.229	1:11.477	41.758	193.5	2:08:06.271
40	1	3:21.000	51.120	1:24.024	1:05.856	193.2	1:46:17.974	46	1	2:35.722	44.333	1:10.506	40.883	243.8	2:10:41.993
41	1	3:39.712	1:06.378	1:35.918	57.416	116.9	1:49:57.686	47	1	2:34.284	43.994	1:09.944	40.346	246.0	2:13:16.277
42	1	2:36.416	44.056	1:12.287	40.073	238.9	1:52:34.102	48	1	2:36.527	43.987	1:11.955	40.585	243.8	2:15:52.804
43	1	3:19.426	43.135	1:21.732	1:14.559	244.3	1:55:53.528	49	1	2:35.478	44.098	1:10.688	40.692	243.8	2:18:28.282
44	1	4:26.145	2:28.055	1:14.105	43.985	225.9	2:00:19.673	50	1	2:37.098	44.029	1:11.625	41.444	244.9	2:21:05.380
45	1	2:44.273	46.099	1:15.359	42.815	206.5	2:03:03.946	51	1	2:35.277	44.270	1:10.313	40.694	244.3	2:23:40.657
46	1	2:42.884	44.438	1:13.767	44.679	222.2	2:05:46.830	52	1	2:35.075	44.206	1:10.174	40.695	244.9	2:26:15.732
								53	1	2:35.867	44.448	1:10.699	40.720	243.8	2:28:51.599
								54	1	2:37.744	44.371	1:12.265	41.108	243.8	2:31:29.343
								55	1	2:37.429	44.724	1:10.928	41.777	245.5	2:34:06.772



BELCAR ENDURANCE CHAMPIONSHIP

SPA RACING FESTIVAL

RACE

Sector Analysis

■ Personal Best
 ■ Session Best
 ■ Crossing the finish line in pit lane

Lap	D	Time	Sector 1	Sector 2	Sector 3	T. Spd	Elapsed	Lap	D	Time	Sector 1	Sector 2	Sector 3	T. Spd	Elapsed
56	1	2:39.098	44.266	1:12.038	42.794	223.6	2:36:45.870	47	4	2:57.955	50.892	1:20.285	46.778	203.4	2:27:51.420
57	1	2:35.950	44.667	1:10.623	40.660	243.2	2:39:21.820	48	4	3:04.614	50.390	1:25.036	49.188	196.0	2:30:56.034
58	1	2:37.154	44.245	1:11.955	40.954	244.9	2:41:58.974	49	4	3:00.272	51.337	1:21.902	47.033	208.5	2:33:56.306
59	1	2:37.415	44.552	1:11.807	41.056	244.9	2:44:36.389	50	4	3:00.882	51.328	1:22.632	46.922	196.7	2:36:57.188
60	1	2:36.552	44.753	1:10.944	40.855	247.1	2:47:12.941	51	4	3:00.411	51.595	1:21.516	47.300	205.7	2:39:57.599
61	1	2:36.196	44.066	1:11.219	40.911	247.1	2:49:49.137	52	4	2:59.836	50.967	1:22.152	46.717	190.8	2:42:57.435
62	1	2:37.190	44.072	1:12.413	40.705	230.3	2:52:26.327	53	4	2:59.483	50.881	1:22.227	46.375	198.5	2:45:56.918
63	1	2:36.053	44.160	1:11.002	40.891	246.0	2:55:02.380	54	4	2:59.168	50.987	1:21.167	47.014	204.2	2:48:56.086
64	1	2:36.640	44.027	1:10.892	41.721	245.5	2:57:39.020	55	4	3:00.743	51.380	1:22.169	47.194	199.3	2:51:56.829

300 **VDW Motorsport** BMW Z3 M 4

1. Ron VAN DE WATER 3. NICO VANGHEEL

2. Edwin BEYERS 4. Pascal DECKERS


1	2	3:07.504	1:00.348	1:20.994	46.162	195.3	3:07.504
2	2	2:54.813	50.633	1:18.859	45.321	205.7	6:02.317
3	2	2:53.528	49.979	1:18.342	45.207	210.9	8:55.845
4	2	2:52.878	49.957	1:17.466	45.455	216.9	11:48.723
5	2	2:52.332	49.379	1:16.873	46.080	217.3	14:41.055
6	2	2:53.132	51.554	1:16.955	44.623	211.4	17:34.187
7	2	2:52.826	49.331	1:18.279	45.216	218.2	20:27.013
8	2	2:52.440	49.558	1:17.225	45.657	224.1	23:19.453
9	2	2:51.461	49.158	1:17.847	44.456	223.6	26:10.914
10	2	2:52.814	49.173	1:18.453	45.188	222.7	29:03.728
11	2	3:01.801	49.381	1:17.508	54.912	212.2	32:05.529
12	2	2:52.038	50.262	1:16.990	44.786	221.3	34:57.567
13	2	2:52.053	49.074	1:18.253	44.726	225.5	37:49.620
14	2	2:52.668	48.999	1:18.370	45.299	217.3	40:42.288
15	2	2:54.045	49.035	1:18.693	46.317	224.1	43:36.333
16	2	2:53.399	49.656	1:18.452	45.291	221.3	46:29.732
17	2	2:52.821	49.475	1:17.737	45.609	220.0	49:22.553
18	2	2:52.743	49.344	1:18.351	45.048	221.3	52:15.296
19	2	2:53.490	49.061	1:19.230	45.199	221.3	55:08.786
20	2	2:54.034	49.346	1:19.419	45.269	216.9	58:02.820
21	2	2:55.872	49.525	1:21.196	45.151	217.3	1:00:58.692
22	2	2:52.395	48.741	1:18.237	45.417	222.2	1:03:51.087
23	2	2:54.326	49.392	1:19.035	45.899	221.3	1:06:45.413
24	2	2:53.809	49.345	1:19.233	45.231	210.1	1:09:39.222
25	2	2:53.839	49.051	1:19.587	45.201	222.2	1:12:33.061
26	3	6:37.379	4:25.225	1:24.331	47.823	175.9	1:19:10.440
27	3	2:58.989	50.861	1:21.969	46.159	210.5	1:22:09.429
28	3	2:57.834	50.792	1:20.673	46.369	214.7	1:25:07.263
29	3	2:57.785	50.248	1:20.038	47.499	206.9	1:28:05.048
30	3	3:04.472	51.485	1:23.551	49.436	214.7	1:31:09.520
31	3	3:24.542	52.438	1:21.711	1:10.393	202.2	1:34:34.062
32	3	3:40.756	1:31.308	1:21.694	47.754	187.8	1:38:14.818
33	3	3:00.285	52.220	1:20.991	47.074	202.6	1:41:15.103
34	3	3:01.059	52.238	1:22.014	46.807	169.0	1:44:16.162
35	3	2:57.049	51.316	1:19.532	46.201	203.8	1:47:13.211
36	3	2:57.718	50.831	1:19.487	47.400	216.4	1:50:10.929
37	3	2:55.228	51.221	1:18.457	45.550	213.4	1:53:06.157
38	3	2:53.300	49.878	1:18.076	45.346	216.9	1:55:59.457
39	3	3:16.359	50.493	1:39.209	46.657	216.0	1:59:15.816
40	3	2:56.298	50.211	1:19.959	46.128	209.7	2:02:12.114
41	3	3:03.421	49.558	1:24.836	49.027	212.6	2:05:15.535
42	4	7:39.493	5:26.358	1:25.077	48.058	164.9	2:12:55.028
43	4	3:00.018	51.309	1:21.841	46.868	190.1	2:15:55.046
44	4	2:59.106	51.210	1:20.688	47.208	192.9	2:18:54.152
45	4	2:58.343	50.459	1:19.957	47.927	197.8	2:21:52.495
46	4	3:00.970	51.181	1:23.223	46.566	203.0	2:24:53.465

369 **Greensall Motorsport** KTM 1

1. Nigel GREENSALL

2. Guner TURKMEN

1	1	2:50.893	52.981	1:15.518	42.394	185.2	2:50.893
2	1	2:40.003	45.795	1:12.057	42.151	229.3	5:30.896
3	1	2:39.123	46.034	1:11.764	41.325	229.3	8:10.019
4	1	2:37.204	44.877	1:11.137	41.190	233.3	10:47.223
5	1	2:36.608	44.667	1:10.797	41.144	232.8	13:23.831
6	1	2:37.694	44.745	1:11.679	41.270	232.8	16:01.525
7	1	2:39.050	44.993	1:12.078	41.979	231.8	18:40.575
8	1	2:38.654	45.298	1:11.367	41.989	232.3	21:19.229
9	1	2:40.126	44.961	1:11.941	43.224	232.8	23:59.355
10	1	2:40.040	45.444	1:12.762	41.834	229.3	26:39.395
11	1	2:39.945	45.416	1:12.875	41.654	232.3	29:19.340
12	1	2:38.250	44.780	1:12.023	41.447	230.3	31:57.590
13	1	2:39.793	45.268	1:13.075	41.450	231.8	34:37.383
14	1	2:38.379	44.845	1:11.962	41.572	233.3	37:15.762
15	1	2:39.383	45.359	1:12.063	41.961	231.3	39:55.145
16	1	2:41.851	44.915	1:13.021	43.915	228.8	42:36.996
17	1	2:40.660	45.615	1:12.959	42.086	230.3	45:17.656
18	1	4:16.035	2:23.140	1:11.580	41.315	215.1	49:33.691
19	1	2:36.642	44.737	1:10.878	41.027	232.8	52:10.333
20	1	2:36.179	44.453	1:09.916	41.810	232.3	54:46.512
21	1	2:35.076	44.223	1:10.017	40.836	231.8	57:21.588
22	1	2:33.910	43.914	1:09.555	40.441	234.8	59:55.498
23	1	2:33.517	43.709	1:09.499	40.309	236.3	1:02:29.015
24	1	2:32.830	43.725	1:08.863	40.242	235.3	1:05:01.845
25	1	2:33.427	43.652	1:09.309	40.466	236.3	1:07:35.272
26	1	2:32.614	43.681	1:08.852	40.081	234.8	1:10:07.886
27	1	2:33.950	43.816	1:09.653	40.481	233.8	1:12:41.836
28	1	2:33.348	43.771	1:08.885	40.692	234.8	1:15:15.184
29	1	2:36.182	44.224	1:11.096	40.862	231.3	1:17:51.366
30	1	2:34.901	44.961	1:09.473	40.467	235.8	1:20:26.267
31	1	2:33.218	44.104	1:09.200	39.914	233.3	1:22:59.485
32	1	2:34.291	44.385	1:09.346	40.560	234.8	1:25:33.776
33	1	2:32.673	43.821	1:08.785	40.067	234.8	1:28:06.449
34	1	2:43.903	46.052	1:14.429	43.422	236.3	1:30:50.352
35	1	4:38.787	2:42.429	1:14.284	42.074	214.3	1:35:29.139
36	1	3:57.370	56.356	2:09.105	51.909	117.1	1:39:26.509
37	1	2:59.384	52.633	1:19.603	47.148	215.1	1:42:25.893
38	1	3:41.244	52.221	1:19.937	1:29.086	187.5	1:46:07.137
39	1	3:41.371	1:06.064	1:38.526	56.781	145.2	1:49:48.508
40	1	2:42.477	46.402	1:13.120	42.955	228.8	1:52:30.985
41	1	2:40.783	45.174	1:13.593	42.016	232.8	1:55:11.768
42	1	2:40.434	45.064	1:13.310	42.060	234.3	1:57:52.202
43	1	2:39.797	45.296	1:12.664	41.837	232.3	2:00:31.999
44	1	2:40.659	45.100	1:13.478	42.081	233.3	2:03:12.658



BELCAR ENDURANCE CHAMPIONSHIP


SPA RACING FESTIVAL

RACE

Sector Analysis

■ Personal Best ■ Session Best B Crossing the finish line in pit lane

Lap	D	Time	Sector 1	Sector 2	Sector 3	T. Spd	Elapsed	Lap	D	Time	Sector 1	Sector 2	Sector 3	T. Spd	Elapsed
45	1	2:39.729	45.286	1:12.623	41.820	233.8	2:05:52.387	36	1	4:00.052	1:55.284	1:13.859	50.909	210.1	1:36:46.038
46	1	2:38.910	44.855	1:12.082	41.973	228.3	2:08:31.297	37	1	3:06.075	50.743	1:23.134	52.198	197.4	1:39:52.113
47	1	2:39.566	45.013	1:13.075	41.478	213.4	2:11:10.863	38	1	3:05.826	51.964	1:24.307	49.555	165.1	1:42:57.939
48	1	2:43.790	44.887	1:17.097	41.806	228.8	2:13:54.653	39	1	3:21.480	50.996	1:23.707	1:06.777	184.9	1:46:19.419
49	1	2:40.508	46.636	1:12.340	41.532	229.8	2:16:35.161	40	1	3:38.838	1:05.546	1:36.137	57.155	120.7	1:49:58.257
50	1	2:41.016	44.678	1:14.179	42.159	230.8	2:19:16.177	41	1	2:37.235	43.512	1:12.706	41.017	225.9	1:52:35.492
51	1	4:04.515	2:11.636	1:11.676	41.203	213.0	2:23:20.692	42	1	2:34.959	42.066	1:12.855	40.038	226.9	1:55:10.451
52	1	2:35.548	44.503	1:10.224	40.821	231.8	2:25:56.240	43	1	2:31.379	41.958	1:09.010	40.411	243.2	1:57:41.830
53	1	2:35.434	44.211	1:10.179	41.044	232.8	2:28:31.674	44	1	2:32.612	42.957	1:10.280	39.375	248.8	2:00:14.442
54	1	2:34.606	44.333	1:09.940	40.333	232.8	2:31:06.280	45	1	2:30.038	42.285	1:08.660	39.093	248.3	2:02:44.480
55	1	2:35.762	44.102	1:10.696	40.964	233.8	2:33:42.042	46	1	2:31.019	42.967	1:09.182	38.870	234.8	2:05:15.499
56	1	2:34.357	44.112	1:09.873	40.372	233.3	2:36:16.399	47	1	2:31.763	41.889	1:09.344	40.530	231.8	2:07:47.262
57	1	2:36.213	44.030	1:09.869	42.314	233.8	2:38:52.612	48	1	2:30.114	41.953	1:08.920	39.241	258.4	2:10:17.376
58	1	2:36.128	44.035	1:11.457	40.636	235.8	2:41:28.740	49	1	2:33.411	42.556	1:10.126	40.729	235.8	2:12:50.787
59	1	2:35.789	44.012	1:09.631	42.146	233.8	2:44:04.529	50	1	2:30.792	42.025	1:09.841	38.926	249.4	2:15:21.579
60	1	2:33.463	43.981	1:09.044	40.438	233.8	2:46:37.992	51	1	2:31.671	42.016	1:10.994	38.661	246.0	2:17:53.250
61	1	2:36.872	45.503	1:10.637	40.732	212.2	2:49:14.864	52	1	2:29.475	41.918	1:08.937	38.620	249.4	2:20:22.725
62	1	2:35.828	44.069	1:09.663	42.096	233.3	2:51:50.692	53	1	2:29.892	42.048	1:08.999	38.845	248.3	2:22:52.617
63	1	2:36.285	45.689	1:09.288	41.308	227.4	2:54:26.977	54	1	2:32.760	42.979	1:09.510	40.271	247.7	2:25:25.377
64	1	2:33.068	43.615	1:09.090	40.363	235.8	2:57:00.045	55	1	2:33.094	41.813	1:11.191	40.090	251.7	2:27:58.471
911 Speedlover Porsche 991 1. Jean-Pierre VERHOEVEN 2. Jaxon VERHOEVEN								991 No Speed Limit Porsche 991 1. Fred BOUVY 2. Damien COENS 3. Simon TOURNEUR							
1	1	2:43.835	51.142	1:12.639	40.054	206.9	2:43.835	1	2	2:51.510	58.974	1:11.889	40.647	216.4	2:51.510
2	1	2:31.953	43.274	1:09.764	38.915	249.4	5:15.788	2	2	2:31.376	42.641	1:08.827	39.908	248.3	5:22.886
3	1	2:31.122	42.693	1:09.307	39.122	252.9	7:46.910	3	2	2:31.012	43.396	1:08.619	38.997	249.4	7:53.898
4	1	2:30.457	42.240	1:09.279	38.938	246.6	10:17.367	4	2	2:29.070	41.899	1:08.292	38.879	257.8	10:22.968
5	1	2:33.783	43.102	1:10.839	39.842	244.9	12:51.150	5	2	2:29.550	41.971	1:08.507	39.072	259.6	12:52.518
6	1	2:31.601	42.341	1:10.063	39.197	254.7	15:22.751	6	2	2:30.489	42.190	1:09.261	39.038	257.1	15:23.007
7	1	2:31.959	42.761	1:09.632	39.566	245.5	17:54.710	7	2	2:32.320	42.946	1:10.046	39.328	233.8	17:55.327
8	1	2:31.350	42.388	1:09.272	39.690	255.3	20:26.060	8	2	2:30.927	42.110	1:09.476	39.341	242.7	20:26.254
9	1	2:31.874	42.994	1:09.558	39.322	235.3	22:57.934	9	2	2:30.620	42.595	1:09.003	39.022	257.8	22:56.874
10	1	2:31.292	42.240	1:09.793	39.259	254.7	25:29.226	10	2	2:29.968	41.822	1:09.002	39.144	259.0	25:26.842
11	1	2:32.017	42.301	1:09.803	39.913	250.0	28:01.243	11	2	2:31.107	41.811	1:09.740	39.556	253.5	27:57.949
12	1	2:30.234	42.328	1:09.056	38.850	254.1	30:31.477	12	2	2:30.512	42.027	1:08.893	39.592	254.7	30:28.461
13	1	2:32.643	42.810	1:10.617	39.216	241.6	33:04.120	13	2	2:32.774	42.091	1:10.375	40.308	235.3	33:01.235
14	1	2:32.004	42.561	1:09.500	39.943	251.7	35:36.124	14	2	2:30.643	41.832	1:09.595	39.216	250.0	35:31.878
15	1	2:31.693	42.096	1:10.388	39.209	259.0	38:07.817	15	2	2:29.948	41.771	1:09.033	39.144	252.9	38:01.826
16	1	2:32.378	42.127	1:10.866	40.385	249.4	40:40.195	16	2	2:32.578	42.159	1:11.319	39.100	248.8	40:34.404
17	1	2:32.657	43.224	1:10.250	39.183	231.8	43:12.852	17	2	2:31.446	42.364	1:09.522	39.560	254.7	43:05.850
18	1	2:31.826	42.392	1:10.064	39.370	238.4	45:44.678	18	2	2:30.385	42.045	1:09.265	39.075	256.5	45:36.235
19	1	2:32.476	42.391	1:10.727	39.358	242.7	48:17.154	19	2	2:30.701	41.734	1:10.098	38.869	238.4	48:06.936
20	1	2:32.992	42.568	1:10.549	39.875	248.3	50:50.146	20	2	2:30.631	41.660	1:10.110	38.861	244.9	50:37.567
21	1	2:34.647	42.671	1:11.391	40.585	244.3	53:24.793	21	2	2:31.852	41.602	1:10.579	39.671	257.8	53:09.419
22	1	2:32.800	42.405	1:11.101	39.294	231.8	55:57.593	22	2	2:30.697	41.630	1:09.993	39.074	248.3	55:40.116
23	1	2:33.713	42.322	1:11.545	39.846	233.8	58:31.306	23	2	2:32.241	41.643	1:10.880	39.718	251.7	58:12.357
24	1	2:32.561	42.437	1:10.835	39.289	247.7	1:01:03.867								
25	1	2:33.740	43.274	1:10.888	39.578	240.5	1:03:37.607								
26	1	2:32.798	42.250	1:10.873	39.675	246.6	1:06:10.405								
27	1	2:35.171	43.319	1:12.374	39.478	238.4	1:08:45.576								
28	1	2:35.160	43.063	1:11.549	40.548	233.3	1:11:20.736								
29	1	5:41.749	3:42.170	1:17.601	41.978	184.3	1:17:02.485								
30	1	2:35.201	44.240	1:11.108	39.853	229.3	1:19:37.686								
31	1	2:33.239	42.486	1:11.533	39.220	239.5	1:22:10.925								
32	1	2:32.229	42.401	1:09.493	40.335	232.8	1:24:43.154								
33	1	2:32.942	44.238	1:09.421	39.283	223.1	1:27:16.096								
34	1	2:35.041	42.208	1:10.380	42.453	240.5	1:29:51.137								
35	1	2:54.849	1:03.894	1:10.922	40.033	165.6	1:32:45.986								



BELCAR ENDURANCE CHAMPIONSHIP

SPA RACING FESTIVAL

RACE

Sector Analysis

■ Personal Best
 ■ Session Best
 B Crossing the finish line in pit lane

Lap	D	Time	Sector 1	Sector 2	Sector 3	T. Spd	Elapsed	Lap	D	Time	Sector 1	Sector 2	Sector 3	T. Spd	Elapsed
24	2	2:34.347	42.325	1:12.275	39.747	242.7	1:00:46.704								
25	2	2:38.258 B	41.801	1:09.787	46.670	247.1	1:03:24.962								
26	3	4:24.241	2:34.199	1:11.177	38.865	222.2	1:07:49.203								
27	3	7:42.919	42.281	5:26.871	1:33.767	240.0	1:15:32.122								
28	3	4:38.322	2:42.134	1:15.254	40.934	183.4	1:20:10.444								